

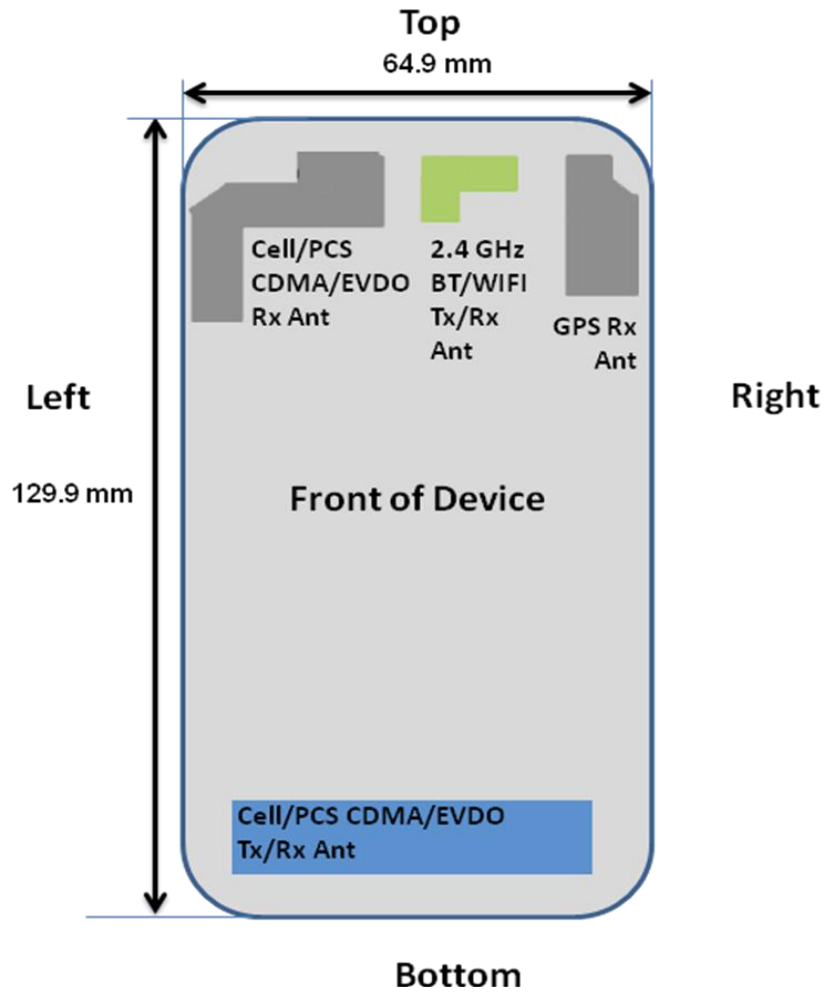




APPENDIX F: DUT ANTENNA DIAGRAM & SAR TEST SETUP PHOTOGRAPHS

FCC ID ZNFL22C		SAR EVALUATION REPORT		Reviewed by: Quality Manager
Test Dates: 02/05/15 - 02/06/15	DUT Type: Portable Handset			APPENDIX F: Page 1 of 5



Note: Exact antenna dimensions and separation distances are shown in the Technical Descriptions in the FCC Filing.

Figure F-1
DUT Antenna Locations



FCC ID ZNFL22C		SAR EVALUATION REPORT		Reviewed by: Quality Manager
Test Dates: 02/05/15 - 02/06/15	DUT Type: Portable Handset			APPENDIX F: Page 2 of 5



SAR Test Setup Photo 1: Right Cheek



SAR Test Setup Photo 2: Right Tilt



FCC ID ZNFL22C		SAR EVALUATION REPORT		Reviewed by: Quality Manager
Test Dates: 02/05/15 - 02/06/15	DUT Type: Portable Handset	APPENDIX F: Page 3 of 5		




SAR Test Setup Photo 3: Left Cheek

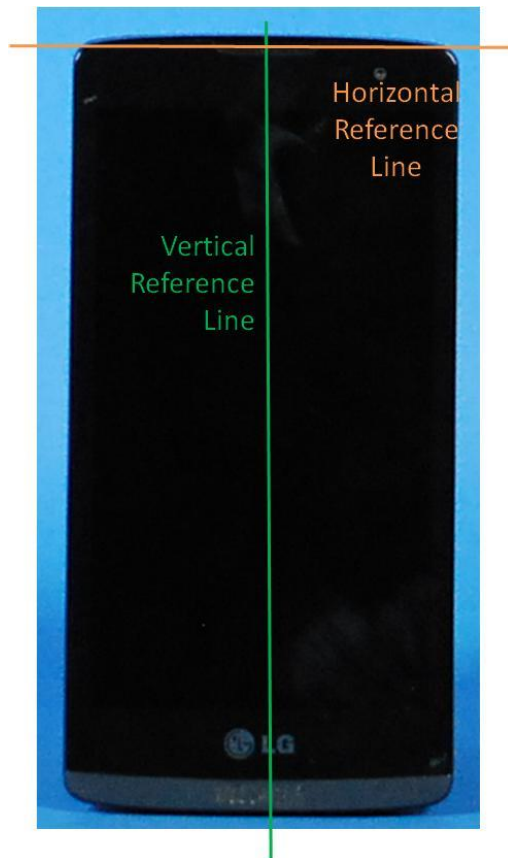


SAR Test Setup Photo 4: Left Tilt



FCC ID ZNFL22C		SAR EVALUATION REPORT	 Reviewed by: Quality Manager
Test Dates: 02/05/15 - 02/06/15	DUT Type: Portable Handset	APPENDIX F: Page 4 of 5	



SAR Test Setup Photo 5: Body at 1.5 cm



SAR Test Setup Photo 6: Horizontal and Vertical Reference Lines

FCC ID ZNFL22C		SAR EVALUATION REPORT	 Reviewed by: Quality Manager
Test Dates: 02/05/15 - 02/06/15	DUT Type: Portable Handset	APPENDIX F: Page 5 of 5	