

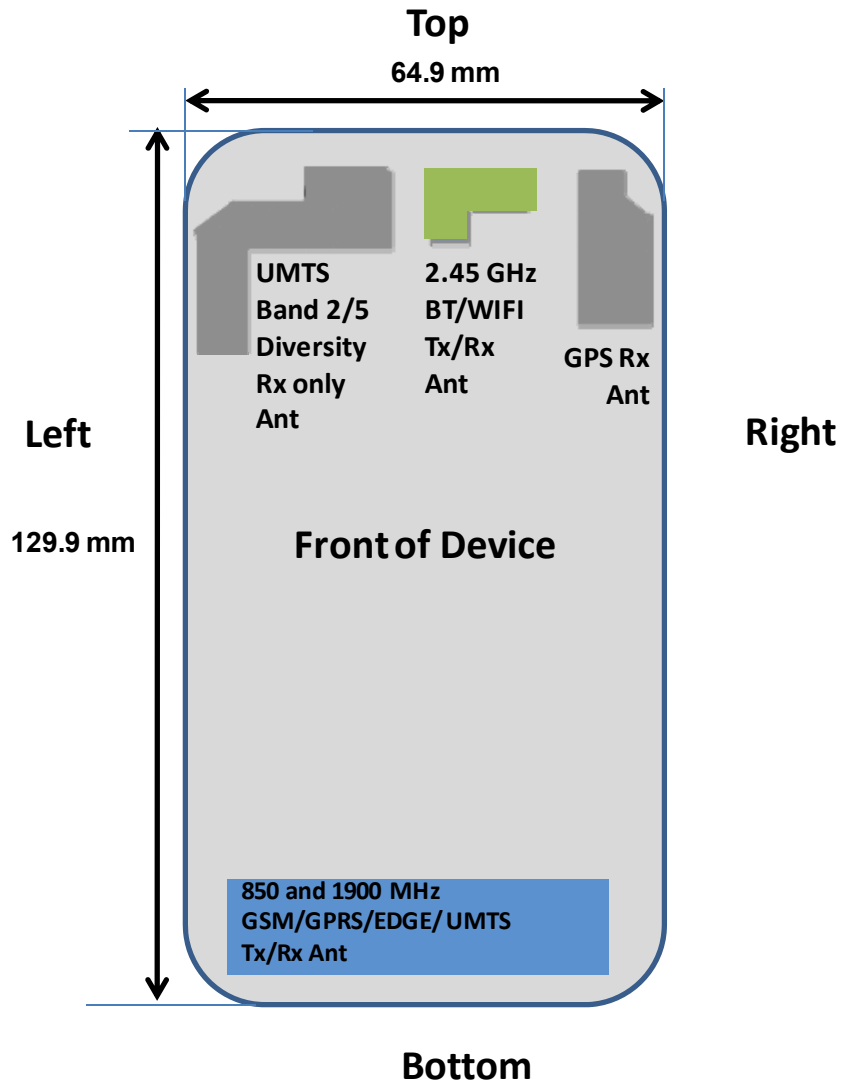




APPENDIX F: ANTENNA LOCATION AND SAR TEST SETUP PHOTOGRAPHS

FCC ID ZNFL21G		SAR EVALUATION REPORT		Reviewed by: Quality Manager
Test Dates: 02/09/15 - 02/17/15	DUT Type: Portable Handset			APPENDIX F: Page 1 of 5



Note: Exact antenna dimensions and separation distances are shown in the Technical Descriptions in the FCC Filing.

Figure F-1
DUT Antenna Locations



FCC ID ZNFL21G	 PCTEST PROFESSIONAL LABORATORY, INC.	SAR EVALUATION REPORT	 LG	Reviewed by: Quality Manager
Test Dates: 02/09/15 - 02/17/15	DUT Type: Portable Handset			APPENDIX F: Page 2 of 5



SAR Test Setup Photo 1 – Right Cheek



SAR Test Setup Photo 2 – Right Tilt



FCC ID ZNFL21G	 <small>PCTEST ENGINEERING LABORATORY, INC.</small>	SAR EVALUATION REPORT	 Reviewed by: Quality Manager
Test Dates: 02/09/15 - 02/17/15	DUT Type: Portable Handset	APPENDIX F: Page 3 of 5	



SAR Test Setup Photo 3 – Left Cheek

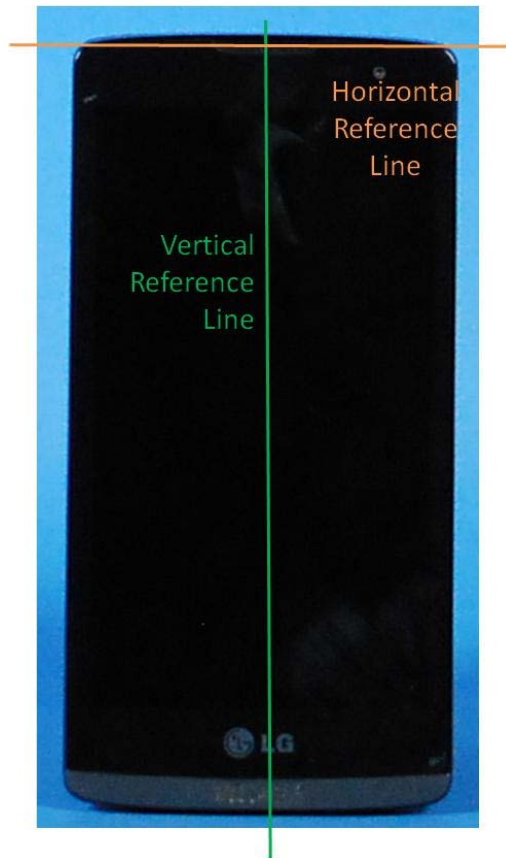


SAR Test Setup Photo 4 – Left Tilt



FCC ID ZNFL21G		SAR EVALUATION REPORT	 Reviewed by: Quality Manager
Test Dates: 02/09/15 - 02/17/15	DUT Type: Portable Handset	APPENDIX F: Page 4 of 5	



SAR Test Setup Photo 5 – Back Side at 1.5 cm



SAR Test Setup Photo 6 – Vertical and Horizontal Reference Lines

FCC ID ZNFL21G	 <small>PCTEST ENGINEERING LABORATORY, INC.</small>	SAR EVALUATION REPORT		Reviewed by: Quality Manager
Test Dates: 02/09/15 - 02/17/15	DUT Type: Portable Handset			APPENDIX F: Page 5 of 5