

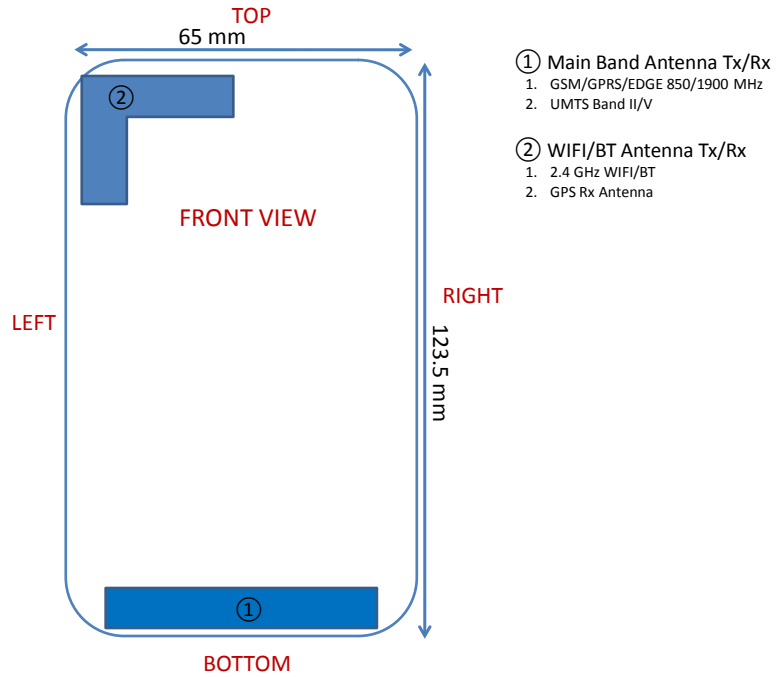




APPENDIX F: DUT ANTENNA DIAGRAM & SAR TEST SETUP PHOTOGRAPHS

FCC ID: ZNFL17AG		SAR EVALUATION REPORT		Reviewed by: Quality Manager
Test Dates: 11/09/15 – 11/18/15	DUT Type: Portable Handset			APPENDIX F: Page 1 of 5




Note: Exact antenna dimensions and separation distances are shown in the Technical Descriptions in the FCC Filing.

Figure F-1
DUT Antenna Locations



FCC ID: ZNFL17AG		SAR EVALUATION REPORT		Reviewed by: Quality Manager
Test Dates: 11/09/15 – 11/18/15	DUT Type: Portable Handset			APPENDIX F: Page 2 of 5



SAR Test Setup Photo 1 – Right Cheek




SAR Test Setup Photo 2 – Right Tilt



FCC ID: ZNFL17AG		SAR EVALUATION REPORT		Reviewed by: Quality Manager
Test Dates: 11/09/15 – 11/18/15	DUT Type: Portable Handset			APPENDIX F: Page 3 of 5



SAR Test Setup Photo 3 – Left Cheek




SAR Test Setup Photo 4 – Left Tilt



FCC ID: ZNFL17AG		SAR EVALUATION REPORT		Reviewed by: Quality Manager
Test Dates: 11/09/15 – 11/18/15	DUT Type: Portable Handset			APPENDIX F: Page 4 of 5



SAR Test Setup Photo 5 – Back Side at 15 mm



SAR Test Setup Photo 6 – Vertical and Horizontal Reference Lines

FCC ID: ZNFL17AG		SAR EVALUATION REPORT		Reviewed by: Quality Manager
Test Dates: 11/09/15 – 11/18/15	DUT Type: Portable Handset			APPENDIX F: Page 5 of 5