

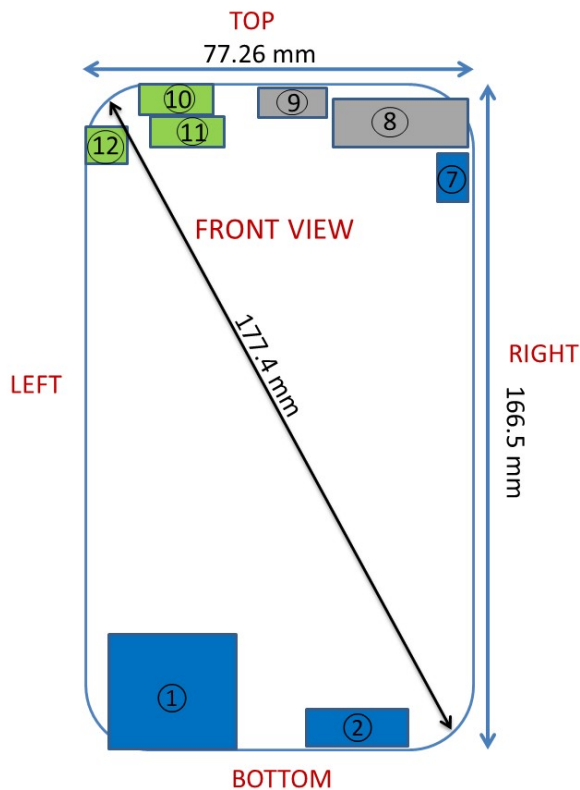


APPENDIX E: DUT ANTENNA DIAGRAM & SAR TEST SETUP PHOTOGRAPHS

FCC ID ZNFK920AM	 PCTEST <small>Product Safety & Compliance</small>	SAR EVALUATION REPORT	 LG	Approved by: Quality Manager
Test Dates: 09/15/20 - 10/04/20	DUT Type: Portable Handset			APPENDIX E: Page 1 of 13



- ① Main Band Antenna I Tx/Rx
1. CDMA/EVDO BC0/BC10
 2. GSM/GPRS/EDGE 850
 3. UMTS Band V
 4. LTE Band 5/12/13/14/17/26/30/71
 5. NR FR1 n71/n5
 6. LTE Band 29 Rx Only

- ② Main Band Antenna II Tx/Rx
1. CDMA/EVDO BC1
 2. GSM/GPRS/EDGE 1900
 3. UMTS Band II/IV
 4. LTE Band 2/4/25/41/66
 5. NR FR1 n2/n66 Rx Only

- ⑦ Main Band Antenna III Tx/Rx
1. LTE Band 2/30/66
 2. LTE Band 2/4/25/30/41/66 Rx Only
 3. NR FR1 n2/n66

- ⑧ Sub Band Antenna I Rx Only
1. CDMA/EVDO BC0/BC10
 2. UMTS Band V
 3. LTE Band 5/12/13/14/17/26/71 2nd Rx
 4. LTE Band 2/4/25/30/41/66 4th Rx
 5. GSM/GPRS/EDGE 850
 6. NR FR1 n71/n5/n2/n66
 7. LTE Band 29 Rx Only

- ⑨ Sub Band Antenna II Rx Only
1. CDMA/EVDO BC1
 2. UMTS Band II/IV
 3. LTE Band 2/4/25/30/41/66
 4. GSM/GPRS/EDGE 1900
 5. NR FR1 n2/n66

- ⑩ WI-FI Band Antenna I Tx/Rx
1. GPS
 2. 2.4 GHz WIFI Antenna 2

- ⑪ WI-FI Band Antenna II Tx/Rx
1. 5 GHz WIFI Antenna 1

- ⑫ WI-FI Band Antenna III Tx/Rx
1. 2.4 GHz WIFI Antenna 1
 2. 2.4 GHz Bluetooth
 3. 5 GHz WIFI Antenna 2

Note: Exact antenna dimensions and separation distances are shown in the Technical Descriptions in the FCC Filing.

Figure E-1
DUT Antenna Locations

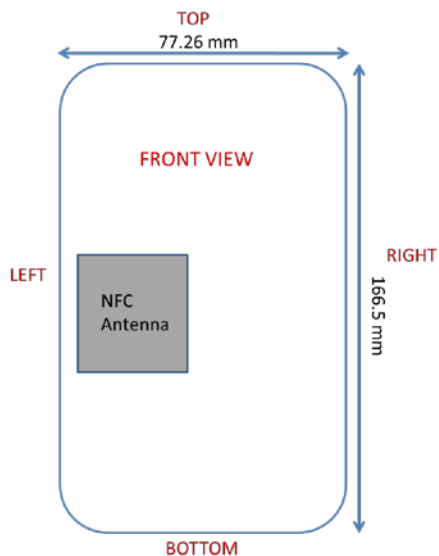




Figure E-2
NFC Antenna Locations



FCC ID ZNFK920AM	PCTEST	SAR EVALUATION REPORT	LG	Approved by: Quality Manager
Test Dates: 09/15/20 - 10/04/20	DUT Type: Portable Handset			APPENDIX E: Page 2 of 13



SAR Test Setup Photo 1 – Right Cheek



SAR Test Setup Photo 2 – Right Tilt



FCC ID ZNFK920AM		SAR EVALUATION REPORT		Approved by: Quality Manager
Test Dates: 09/15/20 - 10/04/20	DUT Type: Portable Handset			APPENDIX E: Page 3 of 13




SAR Test Setup Photo 3 – Left Cheek




SAR Test Setup Photo 4 – Left Tilt



FCC ID ZNFK920AM		SAR EVALUATION REPORT		Approved by: Quality Manager
Test Dates: 09/15/20 - 10/04/20	DUT Type: Portable Handset			APPENDIX E: Page 4 of 13



SAR Test Setup Photo 5 – Back Side at 10 mm




SAR Test Setup Photo 6 – Back Side at 5 mm



FCC ID ZNFK920AM		SAR EVALUATION REPORT		Approved by: Quality Manager
Test Dates: 09/15/20 - 10/04/20	DUT Type: Portable Handset			APPENDIX E: Page 5 of 13



SAR Test Setup Photo 7 – Back Side at 0 mm




SAR Test Setup Photo 8 – Front Side at 10 mm



FCC ID ZNFK920AM		SAR EVALUATION REPORT		Approved by: Quality Manager
Test Dates: 09/15/20 - 10/04/20	DUT Type: Portable Handset	APPENDIX E: Page 6 of 13		




SAR Test Setup Photo 9 –Front Side at 4 mm




SAR Test Setup Photo 10 – Front Side at 0 mm



FCC ID ZNFK920AM		SAR EVALUATION REPORT		Approved by: Quality Manager
Test Dates: 09/15/20 - 10/04/20	DUT Type: Portable Handset	APPENDIX E: Page 7 of 13		



SAR Test Setup Photo 11 – Top Edge at 10 mm



SAR Test Setup Photo 12 – Top Edge at 6 mm



FCC ID ZNFK920AM		SAR EVALUATION REPORT		Approved by: Quality Manager
Test Dates: 09/15/20 - 10/04/20	DUT Type: Portable Handset			APPENDIX E: Page 8 of 13




SAR Test Setup Photo 13 – Top Edge at 0 mm




SAR Test Setup Photo 14 – Bottom Edge at 10 mm



FCC ID ZNFK920AM		SAR EVALUATION REPORT		Approved by: Quality Manager
Test Dates: 09/15/20 - 10/04/20	DUT Type: Portable Handset	APPENDIX E: Page 9 of 13		



SAR Test Setup Photo 15 – Right Edge at 10 mm




SAR Test Setup Photo 16 – Right Edge at 2 mm



FCC ID ZNFK920AM		SAR EVALUATION REPORT		Approved by: Quality Manager
Test Dates: 09/15/20 - 10/04/20	DUT Type: Portable Handset	APPENDIX E: Page 10 of 13		



SAR Test Setup Photo 17 – Right Edge at 0 mm





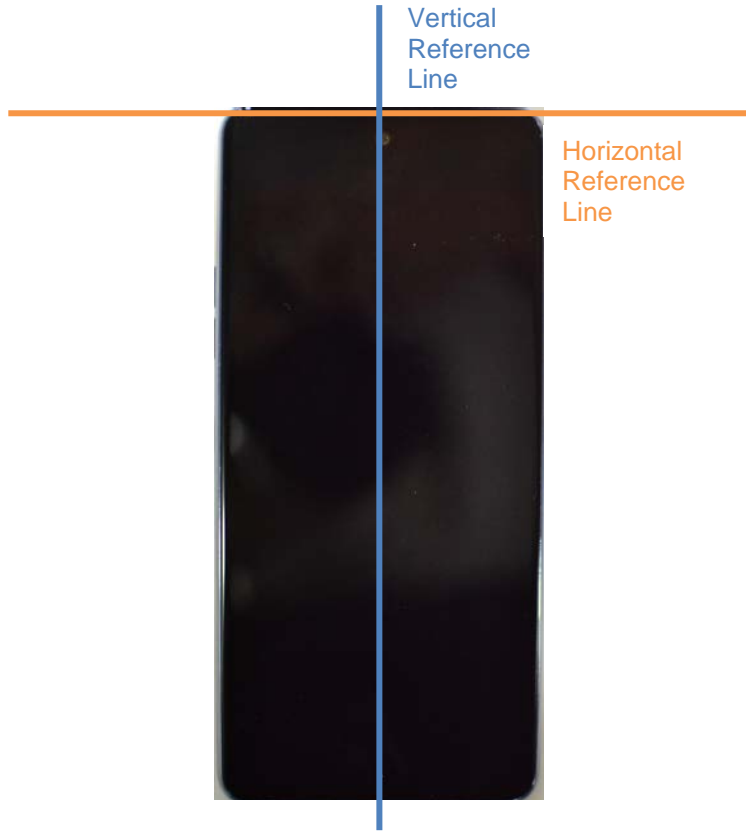
SAR Test Setup Photo 18 – Left Edge at 10 mm

FCC ID ZNFK920AM		SAR EVALUATION REPORT		Approved by: Quality Manager
Test Dates: 09/15/20 - 10/04/20	DUT Type: Portable Handset	APPENDIX E: Page 11 of 13		





SAR Test Setup Photo 19 – Left Edge at 0 mm

FCC ID ZNFK920AM		SAR EVALUATION REPORT		Approved by: Quality Manager
Test Dates: 09/15/20 - 10/04/20	DUT Type: Portable Handset			APPENDIX E: Page 12 of 13



SAR Test Setup Photo 20 – Vertical and Horizontal Reference Lines

FCC ID ZNFK920AM		SAR EVALUATION REPORT		Approved by: Quality Manager
Test Dates: 09/15/20 - 10/04/20	DUT Type: Portable Handset	APPENDIX E: Page 13 of 13		