


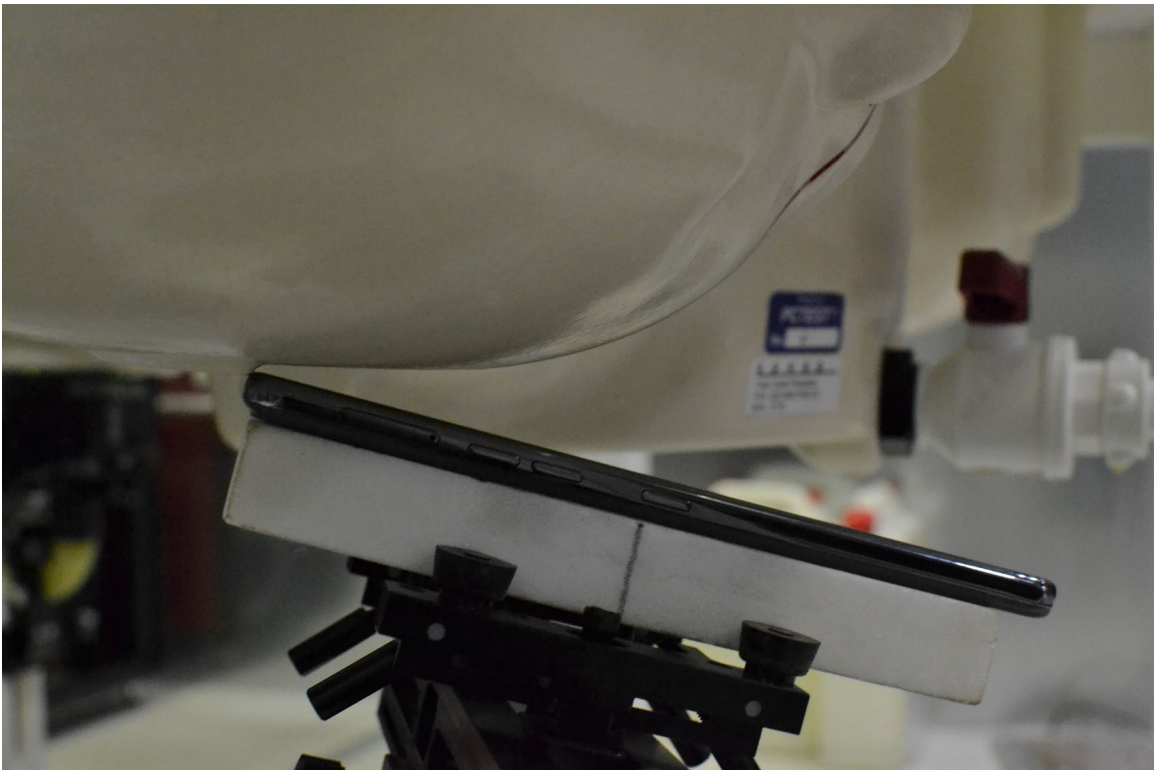


APPENDIX E: DUT ANTENNA DIAGRAM & SAR TEST SETUP PHOTOGRAPHS



FCC ID: ZNFK735MM	 PCTEST <small>Proud to be part of the element</small>	SAR EVALUATION REPORT		Approved by: Quality Manager
Test Dates: 12/17/20 - 02/02/21	DUT Type: Portable Handset			APPENDIX E: Page 1 of 12




SAR Test Setup Photo 1 – Right Cheek




SAR Test Setup Photo 2 – Right Tilt



FCC ID: ZNFK735MM	 PCTEST <small>Proud to be part of element</small>	SAR EVALUATION REPORT	 LG	Approved by: Quality Manager
Test Dates: 12/17/20 - 02/02/21	DUT Type: Portable Handset			APPENDIX E: Page 3 of 12




SAR Test Setup Photo 3 – Left Cheek



SAR Test Setup Photo 4 - Left Tilt



FCC ID: ZNFK735MM	 PCTEST <small>Proud to be part of the element</small>	SAR EVALUATION REPORT		Approved by: Quality Manager
Test Dates: 12/17/20 - 02/02/21	DUT Type: Portable Handset			APPENDIX E: Page 4 of 12



SAR Test Setup Photo 5 – Back Side at 10 mm




SAR Test Setup Photo 6 – Back Side at 2 mm




FCC ID: ZNFK735MM	 PCTEST <small>Proud to be part of element</small>	SAR EVALUATION REPORT	 LG	Approved by: Quality Manager
Test Dates: 12/17/20 - 02/02/21	DUT Type: Portable Handset			APPENDIX E: Page 5 of 12



SAR Test Setup Photo 7 – Back Side at 0 mm



SAR Test Setup Photo 8 – Front Side at 10 mm




FCC ID: ZNFK735MM	 PCTEST Proud to be part of 	SAR EVALUATION REPORT		Approved by: Quality Manager
Test Dates: 12/17/20 - 02/02/21	DUT Type: Portable Handset			APPENDIX E: Page 6 of 12




SAR Test Setup Photo 9 – Front Side at 1 mm




SAR Test Setup Photo 10 – Front Side at 0 mm



FCC ID: ZNFK735MM	 PCTEST Proud to be part of 	SAR EVALUATION REPORT	 LG	Approved by: Quality Manager
Test Dates: 12/17/20 - 02/02/21	DUT Type: Portable Handset			APPENDIX E: Page 7 of 12




SAR Test Setup Photo 11 – Top Edge at 10 mm




SAR Test Setup Photo 12 – Top Edge at 0 mm



FCC ID: ZNFK735MM	 PCTEST <small>Proud to be part of element</small>	SAR EVALUATION REPORT		Approved by: Quality Manager
Test Dates: 12/17/20 - 02/02/21	DUT Type: Portable Handset			APPENDIX E: Page 8 of 12




SAR Test Setup Photo 13 – Bottom Edge at 10 mm




SAR Test Setup Photo 14 – Bottom Edge at 3 mm



FCC ID: ZNFK735MM	 PCTEST <small>Proud to be part of element</small>	SAR EVALUATION REPORT		Approved by: Quality Manager
Test Dates: 12/17/20 - 02/02/21	DUT Type: Portable Handset			APPENDIX E: Page 9 of 12




SAR Test Setup Photo 15 – Bottom Edge at 0 mm




SAR Test Setup Photo 16 – Right Edge at 10 mm




FCC ID: ZNFK735MM	 PCTEST Proud to be part of element	SAR EVALUATION REPORT		Approved by: Quality Manager
Test Dates: 12/17/20 - 02/02/21	DUT Type: Portable Handset			APPENDIX E: Page 10 of 12



SAR Test Setup Photo 17 – Right Edge at 0 mm



SAR Test Setup Photo 18 – Left Edge at 10 mm




FCC ID: ZNFK735MM	 PCTEST Proud to be part of 	SAR EVALUATION REPORT	 LG	Approved by: Quality Manager
Test Dates: 12/17/20 - 02/02/21	DUT Type: Portable Handset			APPENDIX E: Page 11 of 12



SAR Test Setup Photo 19 – Left Edge at 0 mm



SAR Test Setup Photo 20 – Horizontal and Vertical Lines

FCC ID: ZNFK735MM	 PCTEST Proud to be part of 	SAR EVALUATION REPORT	 LG	Approved by: Quality Manager
Test Dates: 12/17/20 - 02/02/21	DUT Type: Portable Handset			APPENDIX E: Page 12 of 12