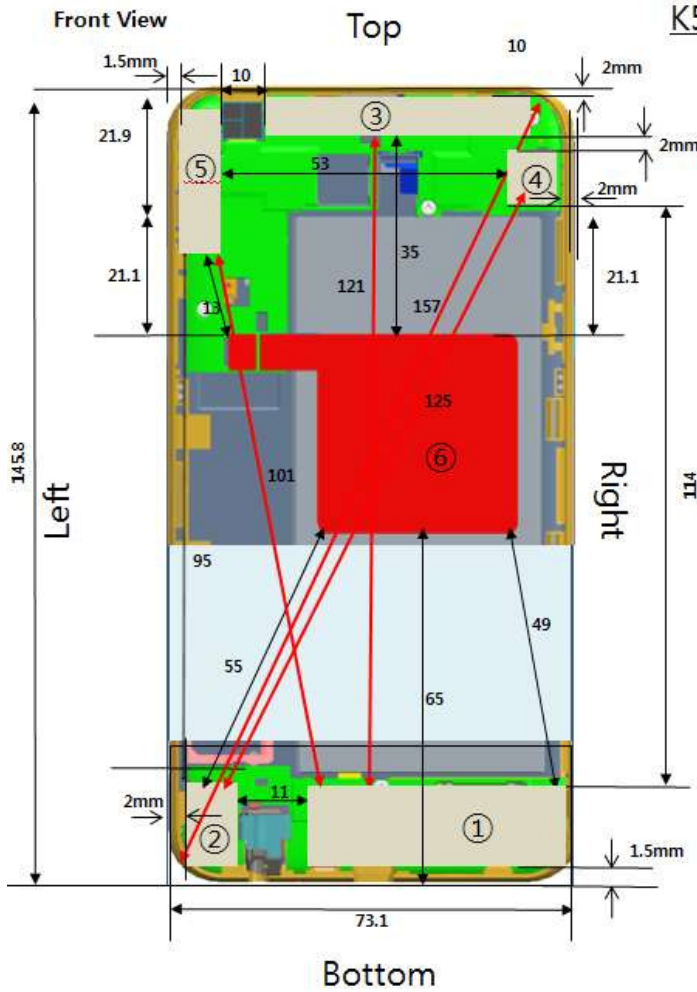


Antenna and Device Information




<p>[ANT1] Tx, PRx LTE : B5, B8, B20 GSM : 850, 900 WCDMA : B5, B8</p>
<p>[ANT2] Tx, PRx LTE : B1, B3, B4, B7, B38 GSM : 1800, 1900 WCDMA : B1, B2</p>
<p>[ANT3] DRx LTE : B1, B4, B5, B7, B8, B20 3G : B1, B5, B8</p>
<p>[ANT4] Tx, Rx BT/WIFI 2.4G</p>
<p>[ANT5] Rx only GPS LTE : B3, B38</p>
<p>[ANT6] NFC NFC (13.56MHz)</p>

1. #6 ANT is placed on battery cover.
2. #3, #4, #5 are placed on Rear case.
3. #1, #2 ANT are placed on SPK&ANT module.


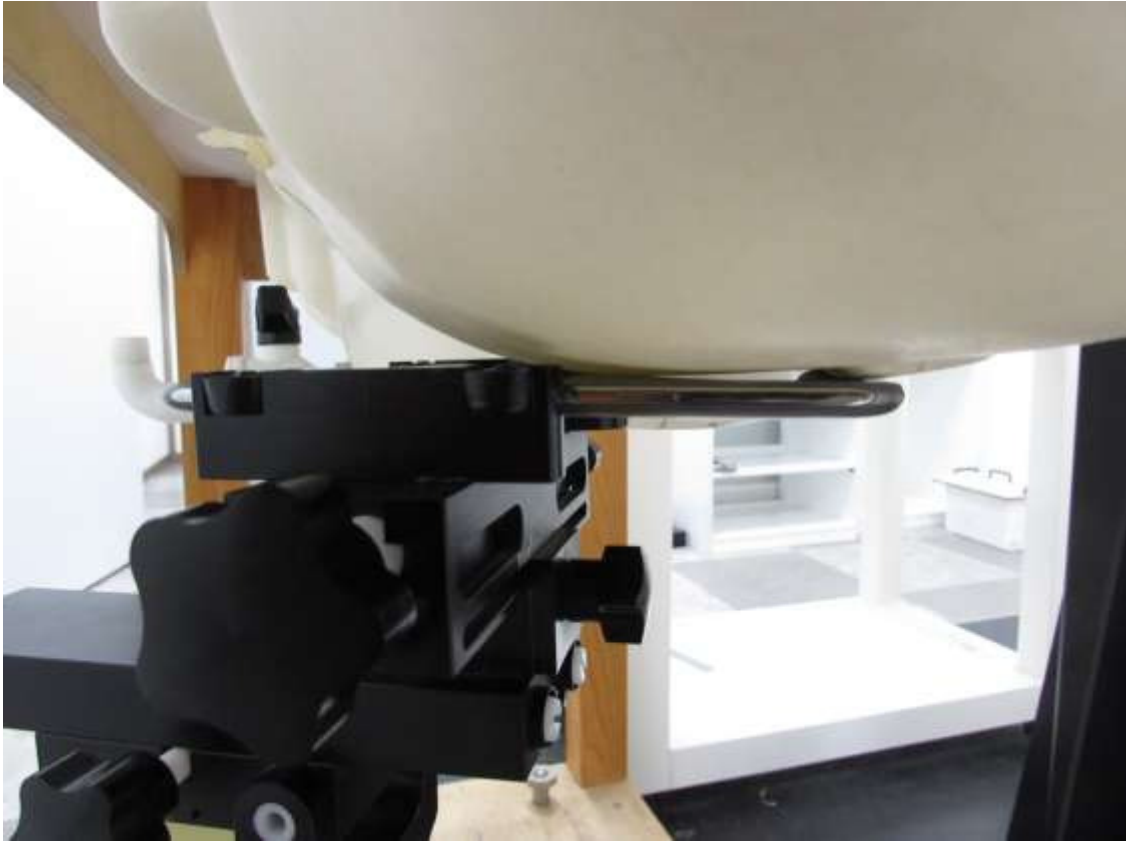
Unit : mm

SAR Test Setup Photographs

■ **Test Setup Photo (Left All)**




■ **Test Setup Photo(Left Touch/Tilt)**



■ **Test Setup Photo (Right All)**




■ **Test Setup Photo (Right Touch/Tilt)**



■ **Test Setup Photo (Body All)**




■ **Test Setup Photo (Rear)**




[Distance of 1.0 cm from the EUT]

■ **Test Setup Photo (Front)**



[Distance of **1.0 cm** from the EUT]

■ **Test Setup Photo (Left)**



[Distance of 1.0 cm from the EUT]

■ **Test Setup Photo (Right)**



[Distance of 1.0 cm from the EUT]

■ **Test Setup Photo(Top)**



[Distance of 1.0 cm from the EUT]

■ **Test Setup Photo(Bottom)**



[Distance of 1.0 cm from the EUT]