



# APPENDIX F: DUT ANTENNA DIAGRAM & SAR TEST SETUP PHOTOGRAPHS

<b>FCC ID</b> ZNFK557		<b>SAR EVALUATION REPORT</b>		<b>Reviewed by:</b> Quality Manager
<b>Test Dates:</b> 04/10/16 - 04/27/16	<b>DUT Type:</b> Portable Handset			APPENDIX F: Page 1 of 11

Note: Exact antenna dimensions and separation distances are shown in the Technical Descriptions in the FCC Filing.

- 1: Main Antenna #1 (Tx/Rx)**  
 -LTE B12, B5, B17, B7  
 -WCDMA B5  
 -GSM/GPRS/EDGE 850 MHz
- 2: Main Antenna #2 (Tx/Rx)**  
 -LTE B2, B4  
 -WCDMA B2, B4  
 -GSM/GPRS/EDGE 1900 MHz
- 3: Sub Antenna #1 (Rx only)**  
 -LTE B12, B17, B5  
 -WCDMA B5
- 4: Sub Antenna #2 (Rx only)**  
 -LTE B7  
 -GNSS
- 5: Sub Antenna #3 (Rx only)**  
 -LTE B2, B4  
 -WCDMA B2, B4
- 6: BT/WiFi Antenna (Tx/Rx)**  
 -2.4 GHz BT/WLAN  
 -5 GHz WLAN

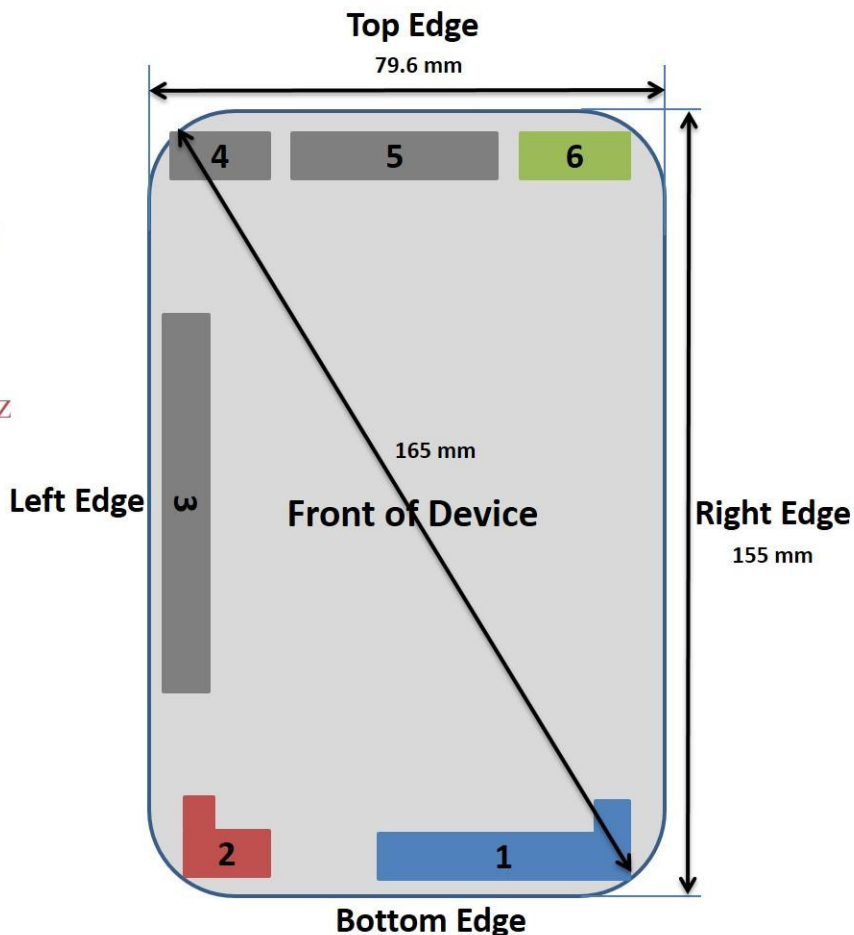


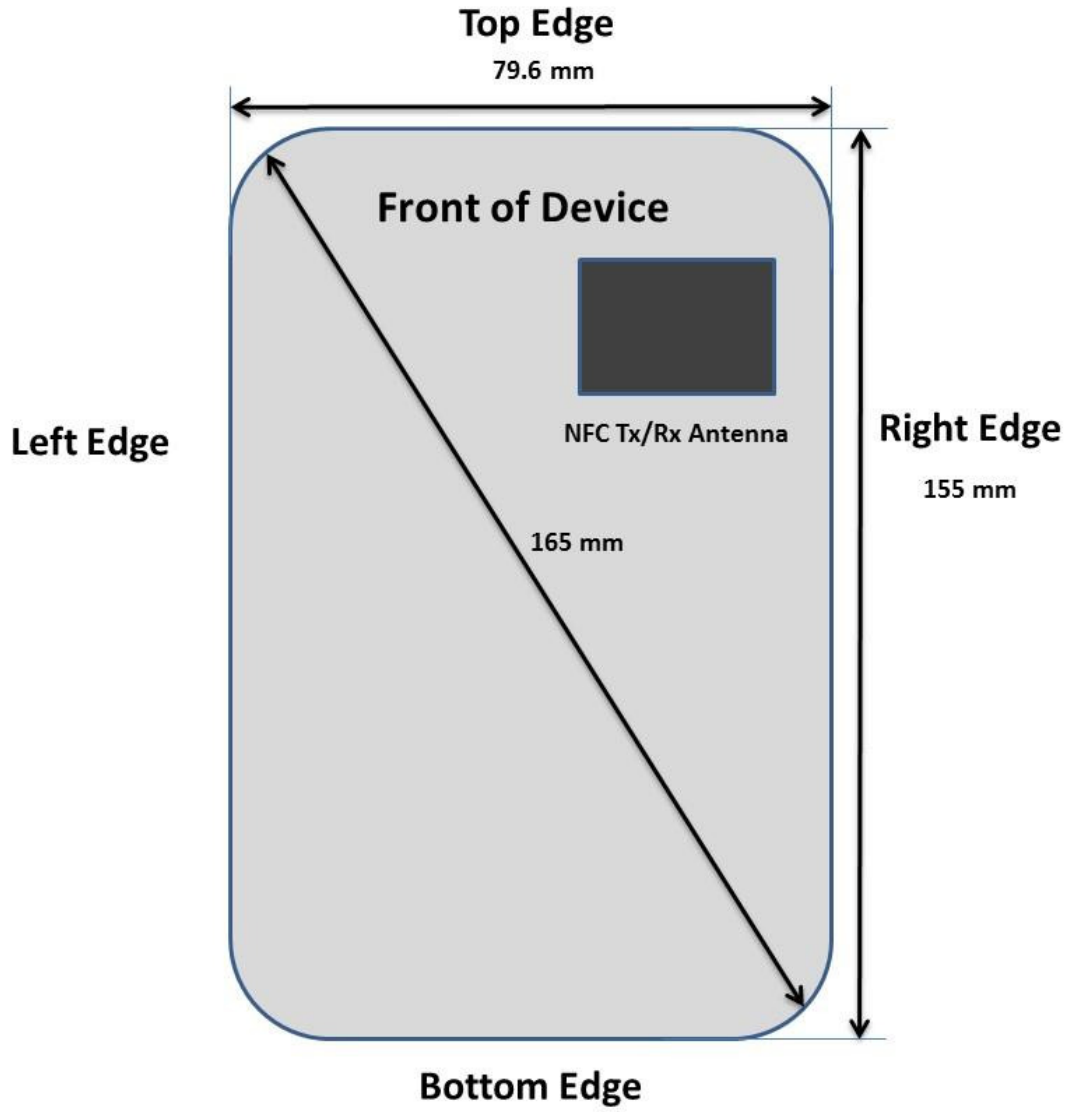





Figure F-1  
DUT Antenna Locations

FCC ID ZNFK557	 PCTEST ENGINEERING LABORATORY, INC.	SAR EVALUATION REPORT	 LG	Reviewed by: Quality Manager
Test Dates: 04/10/16 - 04/27/16	DUT Type: Portable Handset			APPENDIX F: Page 2 of 11



**Figure F-2**  
**NFC Antenna Locations**



<b>FCC ID</b> ZNFK557		<b>SAR EVALUATION REPORT</b>		<b>Reviewed by:</b> Quality Manager
<b>Test Dates:</b> 04/10/16 - 04/27/16	<b>DUT Type:</b> Portable Handset	<b>APPENDIX F:</b> Page 3 of 11		




**SAR Test Setup Photo 1 – Right Cheek**




**SAR Test Setup Photo 2 – Right Tilt**



<b>FCC ID</b> ZNFK557		<b>SAR EVALUATION REPORT</b>		<b>Reviewed by:</b> Quality Manager
<b>Test Dates:</b> 04/10/16 - 04/27/16	<b>DUT Type:</b> Portable Handset			<b>APPENDIX F:</b> Page 4 of 11



SAR Test Setup Photo 3 – Left Cheek




SAR Test Setup Photo 4 – Left Tilt



FCC ID ZNFK557		SAR EVALUATION REPORT		Reviewed by: Quality Manager
Test Dates: 04/10/16 - 04/27/16	DUT Type: Portable Handset			APPENDIX F: Page 5 of 11




SAR Test Setup Photo 5 – Back Side at 1.0 cm




SAR Test Setup Photo 6 – Back Side at 0.0 cm



FCC ID ZNFK557	 <small>PCTEST ENGINEERING LABORATORY, INC.</small>	SAR EVALUATION REPORT		Reviewed by: Quality Manager
Test Dates: 04/10/16 - 04/27/16	DUT Type: Portable Handset	APPENDIX F: Page 6 of 11		



SAR Test Setup Photo 7 – Front Side at 1.0 cm




SAR Test Setup Photo 8 – Front Side at 0.0 cm



FCC ID ZNFK557		SAR EVALUATION REPORT		Reviewed by: Quality Manager
Test Dates: 04/10/16 - 04/27/16	DUT Type: Portable Handset	APPENDIX F: Page 7 of 11		




SAR Test Setup Photo 9 – Top Edge at 1.0 cm




SAR Test Setup Photo 10 – Top Edge at 0.0 cm

FCC ID ZNFK557		SAR EVALUATION REPORT		Reviewed by: Quality Manager
Test Dates: 04/10/16 - 04/27/16	DUT Type: Portable Handset	APPENDIX F: Page 8 of 11		








**SAR Test Setup Photo 11 – Bottom Edge at 1.0 cm**




**SAR Test Setup Photo 12 – Right Edge at 1.0 cm**



<b>FCC ID</b> ZNFK557		<b>SAR EVALUATION REPORT</b>		<b>Reviewed by:</b> Quality Manager
<b>Test Dates:</b> 04/10/16 - 04/27/16	<b>DUT Type:</b> Portable Handset	<b>APPENDIX F:</b> Page 9 of 11		

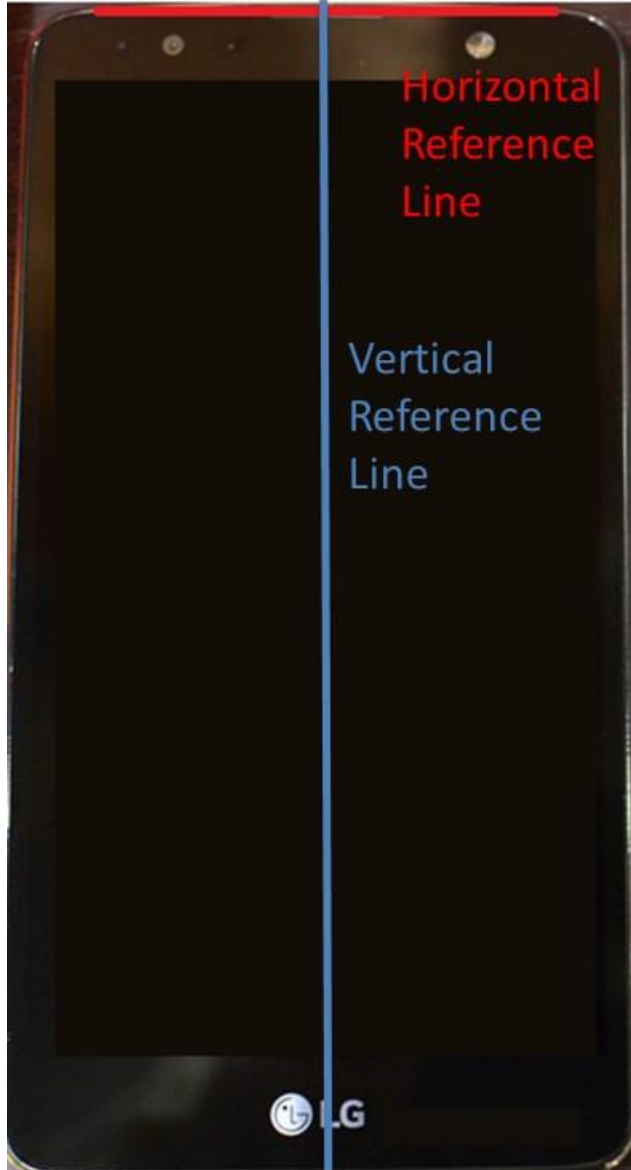


SAR Test Setup Photo 13 – Right Edge at 0.0 cm





SAR Test Setup Photo 14 – Left Edge at 1.0 cm

FCC ID ZNFK557	 <small>ENGINEERING LABORATORY, INC.</small>	SAR EVALUATION REPORT		Reviewed by: Quality Manager
Test Dates: 04/10/16 - 04/27/16	DUT Type: Portable Handset	APPENDIX F: Page 10 of 11		



SAR Test Setup Photo 15 – DUT Reference Lines

<b>FCC ID</b> ZNFK557		<b>SAR EVALUATION REPORT</b>		<b>Reviewed by:</b> Quality Manager
<b>Test Dates:</b> 04/10/16 - 04/27/16	<b>DUT Type:</b> Portable Handset			<b>APPENDIX F:</b> Page 11 of 11