



18. TEST PHOTOGRAPHS

See following Attached Pages for setup photographs.

FCC ID: ZNFK550BN	 PCTEST ENGINEERING LABORATORY, INC.	HAC (RF EMISSIONS) TEST REPORT	 LG	Reviewed by: Quality Manager
Filename: 0Y1604120770-R1.ZNF	Test Dates: 04/11/2016 - 04/13/2016	EUT Type: Portable Handset	Page 67 of 69	

© 2016 PCTEST Engineering Laboratory, Inc.

REV 3.1.M

09/23/2015

© 2016 PCTEST Engineering Laboratory, Inc. All rights reserved. Unless otherwise specified, no part of this report may be reproduced or utilized in any part, form or by any means, electronic or mechanical, including photocopying and microfilm, without permission in writing from PCTEST Engineering Laboratory, Inc. If you have any questions about this international copyright or have an enquiry about obtaining additional rights to this report or assembly of contents thereof, please contact INFO@PCTESTLAB.COM.




Figure 18-1
Ear Reference Point HAC Phantom Alignment






Figure 18-2
HAC Phantom Plane Alignment

FCC ID: ZNFK550BN	 PCTEST ENGINEERING LABORATORY, INC.	HAC (RF EMISSIONS) TEST REPORT	 LG	Reviewed by: Quality Manager
Filename: 0Y1604120770-R1.ZNF	Test Dates: 04/11/2016 - 04/13/2016	EUT Type: Portable Handset		Page 68 of 69

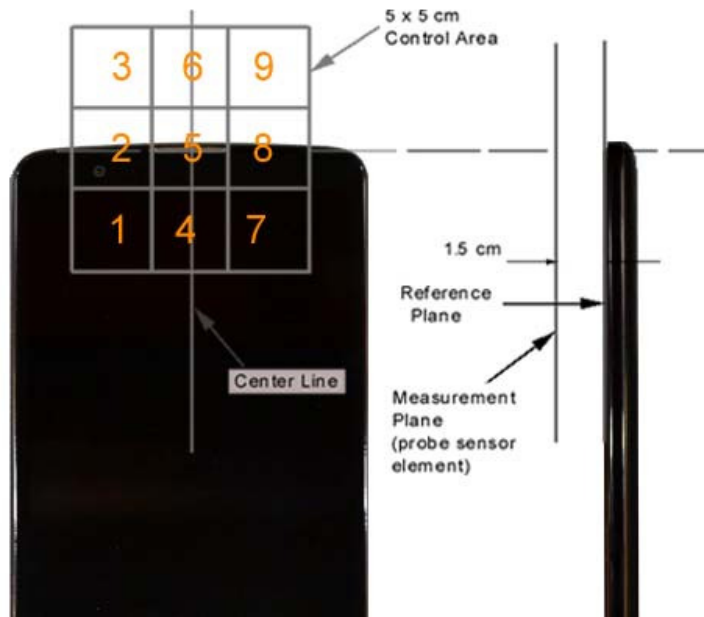


Figure 18-3 5x5 Scan grid above WD



Figure 18-4 E-Field WD Scan overlay

FCC ID: ZNFK550BN	PCTEST ENGINEERING LABORATORY, INC.	HAC (RF EMISSIONS) TEST REPORT	LG	Reviewed by: Quality Manager
Filename: 0Y1604120770-R1.ZNF	Test Dates: 04/11/2016 - 04/13/2016	EUT Type: Portable Handset		Page 69 of 69