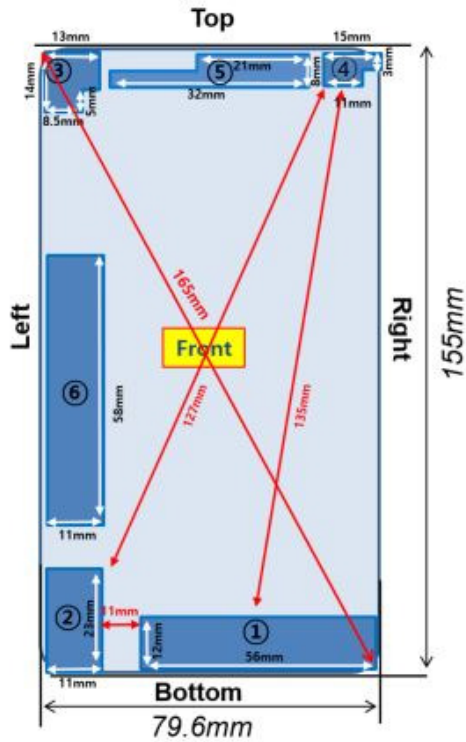
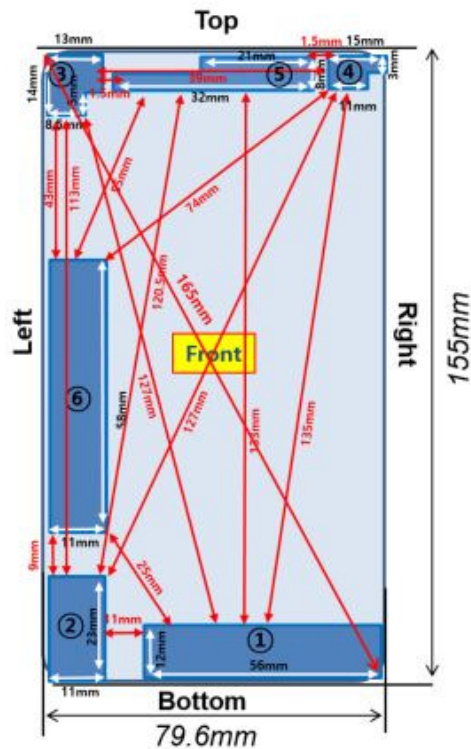


Antenna and Device Information



Antenna	Mode	Band
①	GSM	G850,900 Tx, Rx
	WCDMA	Band 5,7 Tx, Rx
	LTE	Band 5, 7, 17 Tx, Rx
②	GSM	GSM1800,1900 Tx, Rx
	WCDMA	Band 1, 2, 4 Tx, Rx
	LTE	Band 2, 3, 4 Tx, Rx
④	Bluetooth	2.4GHz
	Wi-Fi	2.4GHz



Antenna	Mode	Band
①	GSM	G850,900 Tx, Rx
	WCDMA	Band 5,7 Tx, Rx
	LTE	Band 5, 7, 17 Tx, Rx
②	GSM	GSM1800,1900 Tx, Rx
	WCDMA	Band 1, 2, 4 Tx, Rx
	LTE	Band 2, 3, 4 Tx, Rx
⑤	LTE	Band 2, 3, 4, 7 2 nd Rx
③	GNSS	1.574~1.6GHz
④	Bluetooth	2.4GHz
	Wi-Fi	2.4GHz
⑥	LTE	Band 5, 17,28 2 nd Rx

- #3, #4 & #5 ANT are placed on Rear case.
- #1, #2 & #6 ANT are placed on SPK&ANT module.

SAR Test Setup Photographs

■ **Test Setup Photo (Left All)**



■ **Test Setup Photo(Left Touch/Tilt)**



■ **Test Setup Photo (Right All)**



■ **Test Setup Photo (Right Touch/Tilt)**



■ **Test Setup Photo (Body All)**



■ **Test Setup Photo (Rear)**




[Distance of 1.0 cm from the EUT]

■ **Test Setup Photo (Front)**



[Distance of **1.0 cm** from the EUT]

■ **Test Setup Photo (Left)**



[Distance of 1.0 cm from the EUT]

■ **Test Setup Photo (Right)**



[Distance of 1.0 cm from the EUT]

■ **Test Setup Photo(Top)**



[Distance of 1.0 cm from the EUT]

■ **Test Setup Photo(Bottom)**



[Distance of 1.0 cm from the EUT]