



# SAR TEST REPORT

No. I19Z62331-SEM01

For

**LG Electronics Inc.**

**Multi-band GSM/WCDMA/LTE phone with Bluetooth, WLAN**  
**Model name: LM-K510BMW, LMK510BMW, K510BMW, LM-K510HM,**  
**LMK510HM, K510HM**  
**With**  
**FCC ID: ZNFK510HM**  
**Issued Date: 2020-3-12**

**Note:**

The test results in this test report relate only to the devices specified in this report. This report shall not be reproduced except in full without the written approval of CTTL.

The report must not be used by the client to claim product certification, approval, or endorsement by NVLAP, NIST, or any agency of the U.S. Government.

**Test Laboratory:**

CTTL, Telecommunication Technology Labs, CAICT

No. 51, Xueyuan Road, Haidian District, Beijing, P. R. China 100191.

Tel:+86(0)10-62304633-2512, Fax:+86(0)10-62304633-2504

Email: [ctl\\_terminals@caict.ac.cn](mailto:ctl_terminals@caict.ac.cn), website: [www.caict.ac.cn](http://www.caict.ac.cn)

**REPORT HISTORY**

| <b>Report Number</b> | <b>Revision</b> | <b>Issue Date</b> | <b>Description</b>  |
|----------------------|-----------------|-------------------|---|
| I19Z62331-SEM01      | Rev.0           | 2020-3-5          | Initial creation of test report   |
| I19Z62331-SEM01      | Rev.1           | 2020-3-11         | Update the information on section 7.1 of test report.<br>Update the information on section 11.3 of test report.<br>Update the information on section 14.3 of test report. |
| I19Z62331-SEM01      | Rev.2           | 2020-3-12         | Update the information on section 12.3 of test report.  |

## TABLE OF CONTENT

|  |           |
|--|-----------|
| <b>1 TEST LABORATORY .....</b>   | <b>5</b>  |
| 1.1 TESTING LOCATION .....   | 5         |
| 1.2 TESTING ENVIRONMENT.....   | 5         |
| 1.3 PROJECT DATA .....   | 5         |
| 1.4 SIGNATURE.....   | 5         |
| <b>2 STATEMENT OF COMPLIANCE .....</b>                                 | <b>6</b>  |
| <b>3 CLIENT INFORMATION .....</b>                                      | <b>7</b>  |
| 3.1 APPLICANT INFORMATION .....  | 7         |
| 3.2 MANUFACTURER INFORMATION .....                                     | 7         |
| <b>4 EQUIPMENT UNDER TEST (EUT) AND ANCILLARY EQUIPMENT (AE) .....</b> | <b>8</b>  |
| 4.1 ABOUT EUT .....  | 8         |
| 4.2 INTERNAL IDENTIFICATION OF EUT USED DURING THE TEST .....          | 8         |
| 4.3 INTERNAL IDENTIFICATION OF AE USED DURING THE TEST .....           | 8         |
| <b>5 TEST METHODOLOGY .....</b>  | <b>9</b>  |
| 5.1 APPLICABLE LIMIT REGULATIONS .....                                 | 9         |
| 5.2 APPLICABLE MEASUREMENT STANDARDS.....                              | 9         |
| <b>6 SPECIFIC ABSORPTION RATE (SAR).....</b>                           | <b>10</b> |
| 6.1 INTRODUCTION.....  | 10        |
| 6.2 SAR DEFINITION.....  | 10        |
| <b>7 TISSUE SIMULATING LIQUIDS .....</b>                               | <b>11</b> |
| 7.1 TARGETS FOR TISSUE SIMULATING LIQUID .....                         | 11        |
| 7.2 DIELECTRIC PERFORMANCE .....                                       | 11        |
| <b>8 SYSTEM VERIFICATION .....</b>                                     | <b>15</b> |
| 8.1 SYSTEM SETUP.....  | 15        |
| 8.2 SYSTEM VERIFICATION.....   | 16        |
| <b>9 MEASUREMENT PROCEDURES .....</b>                                  | <b>17</b> |
| 9.1 TESTS TO BE PERFORMED .....  | 17        |
| 9.2 GENERAL MEASUREMENT PROCEDURE.....                                 | 19        |
| 9.3 WCDMA MEASUREMENT PROCEDURES FOR SAR .....                         | 20        |
| 9.4 SAR MEASUREMENT FOR LTE.....                                       | 21        |
| 9.5 BLUETOOTH & WI-FI MEASUREMENT PROCEDURES FOR SAR .....             | 23        |
| 9.6 POWER DRIFT.....   | 23        |
| <b>10 AREA SCAN BASED 1-G SAR.....</b>                                 | <b>24</b> |
| 10.1 REQUIREMENT OF KDB.....   | 24        |
| 10.2 FAST SAR ALGORITHMS .....   | 24        |

|   |            |
|---|------------|
| <b>11 CONDUCTED OUTPUT POWER</b> .....  | <b>25</b>  |
| 11.1 GSM MEASUREMENT RESULT .....   | 25         |
| 11.2 WCDMA MEASUREMENT RESULT.....  | 26         |
| 11.3 LTE MEASUREMENT RESULT .....   | 27         |
| 11.4 WI-FI AND BT MEASUREMENT RESULT .....                                      | 44         |
| <b>12 SIMULTANEOUS TX SAR CONSIDERATIONS</b> .....                              | <b>45</b>  |
| 12.1 INTRODUCTION.....  | 45         |
| 12.2 TRANSMIT ANTENNA SEPARATION DISTANCES .....                                | 45         |
| 12.3 SAR MEASUREMENT POSITIONS .....  | 46         |
| 12.4 STANDALONE SAR TEST EXCLUSION CONSIDERATIONS .....                         | 46         |
| <b>13 EVALUATION OF SIMULTANEOUS</b> .....                                      | <b>47</b>  |
| <b>14 SAR TEST RESULT</b> .....   | <b>48</b>  |
| 14.1 SAR RESULTS FOR FAST SAR.....  | 49         |
| 14.2 SAR RESULTS FOR STANDARD PROCEDURE .....                                   | 59         |
| 14.3 WLAN EVALUATION FOR 2.4G .....   | 65         |
| <b>15 SAR MEASUREMENT VARIABILITY</b> .....                                     | <b>68</b>  |
| <b>16 MEASUREMENT UNCERTAINTY</b> .....   | <b>69</b>  |
| 16.1 MEASUREMENT UNCERTAINTY FOR NORMAL SAR TESTS (300MHZ~3GHZ) .....           | 69         |
| 16.2 MEASUREMENT UNCERTAINTY FOR NORMAL SAR TESTS (3~6GHZ) .....                | 70         |
| 16.3 MEASUREMENT UNCERTAINTY FOR FAST SAR TESTS (300MHZ~3GHZ) .....             | 71         |
| 16.4 MEASUREMENT UNCERTAINTY FOR FAST SAR TESTS (3~6GHZ).....                   | 72         |
| <b>17 MAIN TEST INSTRUMENTS</b> .....   | <b>73</b>  |
| <b>ANNEX A GRAPH RESULTS</b> .....  | <b>74</b>  |
| <b>ANNEX B SYSTEM VERIFICATION RESULTS</b> .....                                | <b>109</b> |
| <b>ANNEX C SAR MEASUREMENT SETUP</b> .....                                      | <b>116</b> |
| <b>ANNEX D POSITION OF THE WIRELESS DEVICE IN RELATION TO THE PHANTOM</b> ..... | <b>122</b> |
| <b>ANNEX E EQUIVALENT MEDIA RECIPES</b> .....                                   | <b>125</b> |
| <b>ANNEX F SYSTEM VALIDATION</b> .....  | <b>126</b> |
| <b>ANNEX G PROBE CALIBRATION CERTIFICATE</b> .....                              | <b>127</b> |
| <b>ANNEX H DIPOLE CALIBRATION CERTIFICATE</b> .....                             | <b>147</b> |
| <b>ANNEX I ACCREDITATION CERTIFICATE</b> .....                                  | <b>195</b> |

## 1 Test Laboratory

### 1.1 Testing Location

|               |   |
|---------------|---|
| Company Name: | CTTL(Shouxiang)   |
| Address:      | No. 51 Shouxiang Science Building, Xueyuan Road, Haidian District, Beijing, P. R. China100191 |

### 1.2 Testing Environment

|                             |                |
|-----------------------------|----------------|
| Temperature:                | 18°C~25°C,     |
| Relative humidity:          | 30%~ 70%       |
| Ground system resistance:   | < 0.5 $\Omega$ |
| Ambient noise & Reflection: | < 0.012 W/kg   |

### 1.3 Project Data

|                     |                   |
|---------------------|-------------------|
| Project Leader:     | Qi Dianyuan       |
| Test Engineer:      | Lin Xiaojun       |
| Testing Start Date: | February 6, 2020  |
| Testing End Date:   | February 10, 2020 |


### 1.4 Signature



---

Lin Xiaojun

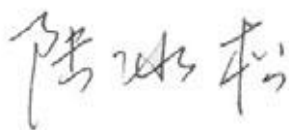
(Prepared this test report)



---

Qi Dianyuan

(Reviewed this test report)



---

Lu Bingsong

Deputy Director of the laboratory

(Approved this test report)

## 2 Statement of Compliance

The maximum results of SAR found during testing for LG Electronics Inc. Multi-band GSM/WCDMA/LTE phone with Bluetooth, WLAN LM-K510BMW, LMK510BMW, K510BMW, LM-K510HM, LMK510HM, K510HM are as follows:

**Table 2.1: Highest Reported SAR (1g)**

| Exposure Configuration | Technology Band | Highest Reported SAR 1g(W/kg) | Equipment Class |
|------------------------|-----------------|-------------------------------|-----------------|
| Head                   | GSM 850         | 0.17                          | PCE             |
|                        | PCS 1900        | 0.20                          |                 |
|                        | UMTS FDD 2      | 0.30                          |                 |
|                        | UMTS FDD 4      | 0.22                          |                 |
|                        | UMTS FDD 5      | 0.27                          |                 |
|                        | LTE Band 2      | 0.21                          |                 |
|                        | LTE Band 5      | 0.24                          |                 |
|                        | LTE Band 7      | 0.22                          |                 |
|                        | LTE Band 12     | 0.18                          |                 |
|                        | LTE Band 13     | 0.24                          |                 |
|                        | LTE Band 38     | 0.14                          |                 |
|                        | LTE Band 66     | 0.23                          |                 |
|                        | WLAN 2.4 GHz    | 0.53                          |                 |
|                        | Body            | GSM 850                       | 0.21            |
| PCS 1900               |                 | 0.56                          |                 |
| UMTS FDD 2             |                 | 0.65                          |                 |
| UMTS FDD 4             |                 | 0.49                          |                 |
| UMTS FDD 5             |                 | 0.35                          |                 |
| LTE Band 2             |                 | 0.66                          |                 |
| LTE Band 5             |                 | 0.29                          |                 |
| LTE Band 7             |                 | <b>0.73</b>                   |                 |
| LTE Band 12            |                 | 0.31                          |                 |
| LTE Band 13            |                 | 0.35                          |                 |
| LTE Band 38            |                 | 0.56                          |                 |
| LTE Band 66            |                 | 0.57                          |                 |
| WLAN 2.4 GHz           |                 | 0.20                          | DTS             |

The SAR values found for the Mobile Phone are below the maximum recommended levels of 1.6 W/kg as averaged over any 1g tissue according to the ANSI C95.1-1992.

For body operation, this device has been tested and meets FCC RF exposure guidelines when used with any accessory that contains no metal and which provides a minimum separation distance of 10 mm between this device and the body of the user. Use of other accessories may not ensure compliance with FCC RF exposure guidelines.

The EUT battery must be fully charged and checked periodically during the test to ascertain uniform power output.

The measurement together with the test system set-up is described in annex C of this test report. A detailed description of the equipment under test can be found in chapter 4 of this test report. The

highest reported SAR value is obtained at the case of (Table 2.1), and the values are: **0.73 W/kg(1g)**.

**Table 2.2: The sum of reported SAR values for main antenna and WiFi**

|  | Position                | Main antenna | WiFi | Sum         |
|--|-------------------------|--------------|------|-------------|
| <b>Highest reported SAR value for Head</b> | Right hand, Touch cheek | 0.30         | 0.53 | <b>0.83</b> |
| <b>Highest reported SAR value for Body</b> | Rear 10mm               | 0.66         | 0.20 | <b>0.86</b> |

**Table 2.3: The sum of reported SAR values for main antenna and BT**

|  | Position                | Main antenna | BT                  | Sum         |
|--|-------------------------|--------------|---------------------|-------------|
| <b>Maximum reported SAR value for Head</b> | Right hand, Touch cheek | 0.30         | 0.37 <sup>[1]</sup> | <b>0.67</b> |
| <b>Maximum reported SAR value for Body</b> | Rear 10mm               | 0.66         | 0.19 <sup>[1]</sup> | <b>0.85</b> |

[1] - Estimated SAR for Bluetooth (see the table 13.3)

According to the above tables, the highest sum of reported SAR values is **1.43 W/kg (1g)**. The detail for simultaneous transmission consideration is described in chapter 13.

### 3 Client Information

#### 3.1 Applicant Information

|                 |   |
|-----------------|---|
| Company Name:   | LG Electronics Inc.                               |
| Address/Post:   | LG Twin Towers, 128, Yeoui-daero, Yeongdeungpo-gu |
| Contact Person: | N/A   |
| Contact Email:  | N/A   |
| Telephone:      | +82-2-6946-1675                                   |

#### 3.2 Manufacturer Information

|                 |   |
|-----------------|---|
| Company Name:   | LG Electronics Inc.                               |
| Address/Post:   | LG Twin Towers, 128, Yeoui-daero, Yeongdeungpo-gu |
| Contact Person: | N/A   |
| Contact Email:  | N/A   |
| Telephone:      | +82-2-6946-1675                                   |

## 4 Equipment Under Test (EUT) and Ancillary Equipment (AE)

### 4.1 About EUT

|                                     |   |
|-------------------------------------|---|
| Description:                        | Multi-band GSM/WCDMA/LTE phone with Bluetooth, WLAN   |
| Model name:                         | LM-K510BMW, LMK510BMW, K510BMW, LM-K510HM,  |
| Operating mode(s):                  | GSM 850/900/1800/1900, UMTS FDD 1/2/4/5/8, BT, Wi-Fi<br>LTE Band 1/2/3/4/5/7/8/12/13/17/28/38/40/66 |
| Tested Tx Frequency:                | 824 – 849 MHz (GSM 850)   |
|                                     | 1850 – 1910 MHz (GSM 1900)  |
|                                     | 824–849 MHz (WCDMA 850 Band V)  |
|                                     | 1710 – 1755 MHz (WCDMA 1700 Band IV)  |
|                                     | 1850–1910 MHz (WCDMA1900 Band II)   |
|                                     | 1850 – 1910 MHz (LTE Band 2)  |
|                                     | 824 – 849 MHz (LTE Band 5)  |
|                                     | 2502.5 – 2567.5 MHz(LTE Band 7)   |
|                                     | 699.7 – 715.3 MHz (LTE Band 12)   |
|                                     | 779.5 –784.5 MHz (LTE Band 13)  |
|                                     | 2570 –2620 MHz (LTE Band 38)  |
|                                     | 1710.7 – 1779.3 MHz (LTE Band 66)   |
| 2412 – 2472 MHz (Wi-Fi 2.4G)        |   |
| GPRS/EGPRS Multislot Class:         | 12  |
| GPRS capability Class:              | B   |
| Test device Production information: | Production unit   |
| Device type:                        | Portable device   |
| Antenna type:                       | Integrated antenna  |
| Hotspot mode:                       | Support   |

### 4.2 Internal Identification of EUT used during the test

| EUT ID* | IMEI                            | HW | SW Version |
|---------|---------------------------------|----|------------|
| EUT1    | 353265110057058/353265110057066 | /  | /          |
| EUT2    | 353265110057793/353265110057801 | /  | /          |
| EUT3    | 353265110055292/353265110055300 | /  | /          |

\*EUT ID: is used to identify the test sample in the lab internally.

**Note:** It is performed to test SAR with the EUT1 and conducted power with the EUT2~3.

### 4.3 Internal Identification of AE used during the test

| AE ID* | Description | Model       | SN          | Manufacturer |
|--------|-------------|-------------|-------------|--------------|
| AE1    | Battery     | BL-T49      | EAC64783101 | ATL          |
| AE2    | Headset     | EAB64468444 |             | Cresyn       |

\*AE ID: is used to identify the test sample in the lab internally.



## 5 TEST METHODOLOGY

### 5.1 Applicable Limit Regulations

**ANSI C95.1–1992:** IEEE Standard for Safety Levels with Respect to Human Exposure to Radio Frequency Electromagnetic Fields, 3 kHz to 300 GHz.

It specifies the maximum exposure limit of **1.6 W/kg** as averaged over any 1 gram of tissue for portable devices being used within 20 cm of the user in the uncontrolled environment.

### 5.2 Applicable Measurement Standards

**IEEE 1528–2013:** Recommended Practice for Determining the Peak Spatial-Average Specific Absorption Rate (SAR) in the Human Head from Wireless Communications Devices: Measurement Techniques.

**KDB447498 D01: General RF Exposure Guidance v06:** Mobile and Portable Devices RF Exposure Procedures and Equipment Authorization Policies.

**KDB648474 D04 Handset SAR v01r03:** SAR Evaluation Considerations for Wireless Handsets.

**KDB941225 D01 SAR test for 3G devices v03r01:** SAR Measurement Procedures for 3G Devices

**KDB941225 D05 SAR for LTE Devices v02r05:** SAR Evaluation Considerations for LTE Devices

**KDB941225 D06 Hotspot Mode SAR v02r01:** SAR Evaluation Procedures for Portable Devices with Wireless Router Capabilities

**KDB248227 D01 802.11 Wi-Fi SAR v02r02:** SAR GUIDANCE FOR IEEE 802.11 (Wi-Fi) TRANSMITTERS

**KDB865664 D01 SAR measurement 100 MHz to 6 GHz v01r04:** SAR Measurement Requirements for 100 MHz to 6 GHz.

**KDB865664 D02 RF Exposure Reporting v01r02:** RF Exposure Compliance Reporting and Documentation Considerations

## 6 Specific Absorption Rate (SAR)

### 6.1 Introduction

SAR is related to the rate at which energy is absorbed per unit mass in an object exposed to a radio field. The SAR distribution in a biological body is complicated and is usually carried out by experimental techniques or numerical modeling. The standard recommends limits for two tiers of groups, occupational/controlled and general population/uncontrolled, based on a person's awareness and ability to exercise control over his or her exposure. In general, occupational/controlled exposure limits are higher than the limits for general population/uncontrolled.

### 6.2 SAR Definition

The SAR definition is the time derivative (rate) of the incremental energy ( $dW$ ) absorbed by (dissipated in) an incremental mass ( $dm$ ) contained in a volume element ( $dv$ ) of a given density ( $\rho$ ). The equation description is as below:

$$SAR = \frac{d}{dt} \left( \frac{dW}{dm} \right) = \frac{d}{dt} \left( \frac{dW}{\rho dv} \right)$$

SAR is expressed in units of Watts per kilogram (W/kg)

SAR measurement can be either related to the temperature elevation in tissue by

$$SAR = c \left( \frac{\delta T}{\delta t} \right)$$

Where:  $C$  is the specific heat capacity,  $\delta T$  is the temperature rise and  $\delta t$  is the exposure duration, or related to the electrical field in the tissue by

$$SAR = \frac{\sigma |E|^2}{\rho}$$

Where:  $\sigma$  is the conductivity of the tissue,  $\rho$  is the mass density of tissue and  $E$  is the RMS electrical field strength.

However for evaluating SAR of low power transmitter, electrical field measurement is typically applied.

## 7 Tissue Simulating Liquids

### 7.1 Targets for tissue simulating liquid

Table 7.1: Targets for tissue simulating liquid


| Frequency(MHz) | Liquid Type | Conductivity( $\sigma$ ) | $\pm 5\%$ Range | Permittivity( $\epsilon$ ) | $\pm 5\%$ Range |
|----------------|-------------|--------------------------|-----------------|----------------------------|-----------------|
| 750            | Head        | 0.89                     | 0.85~0.93       | 41.94                      | 39.8~44.0       |
| 835            | Head        | 0.90                     | 0.86~0.95       | 41.5                       | 39.4~43.6       |
| 1750           | Head        | 1.37                     | 1.30~1.44       | 40.08                      | 38.1~42.1       |
| 1900           | Head        | 1.40                     | 1.33~1.47       | 40.0                       | 38.0~42.0       |
| 2450           | Head        | 1.80                     | 1.71~1.89       | 39.2                       | 37.2~41.2       |
| 2600           | Head        | 1.96                     | 1.86~2.06       | 39.01                      | 37.1~41.0       |

### 7.2 Dielectric Performance


Table 7.2: Dielectric Performance of Tissue Simulating Liquid

| Measurement Date (yyyy-mm-dd) | Type | Frequency | Permittivity $\epsilon$ | Drift (%) | Conductivity $\sigma$ (S/m) | Drift (%) |
|-------------------------------|------|-----------|-------------------------|-----------|-----------------------------|-----------|
| 2020-2-6                      | Head | 750 MHz   | 41.7                    | -0.57     | 0.898                       | 0.90      |
| 2020-2-7                      | Head | 835 MHz   | 41.6                    | 0.24      | 0.901                       | 0.11      |
| 2020-2-8                      | Head | 1750 MHz  | 40.68                   | 1.50      | 1.38                        | 0.73      |
| 2020-2-9                      | Head | 1900 MHz  | 39.55                   | -1.13     | 1.39                        | -0.71     |
| 2020-2-10                     | Head | 2450 MHz  | 39.05                   | -0.38     | 1.784                       | -0.89     |
| 2020-2-10                     | Head | 2600 MHz  | 39.57                   | 1.44      | 1.966                       | 0.31      |

Note: The liquid temperature is 22.0°C




Picture 7-1 Liquid depth in the Head Phantom (750MHz)



Picture 7-2 Liquid depth in the Head Phantom (835 MHz)



Picture 7-3 Liquid depth in the Head Phantom (1750 MHz)



**Picture 7-4 Liquid depth in the Head Phantom (1900 MHz)**



**Picture 7-5 Liquid depth in the Head Phantom (2450MHz)**



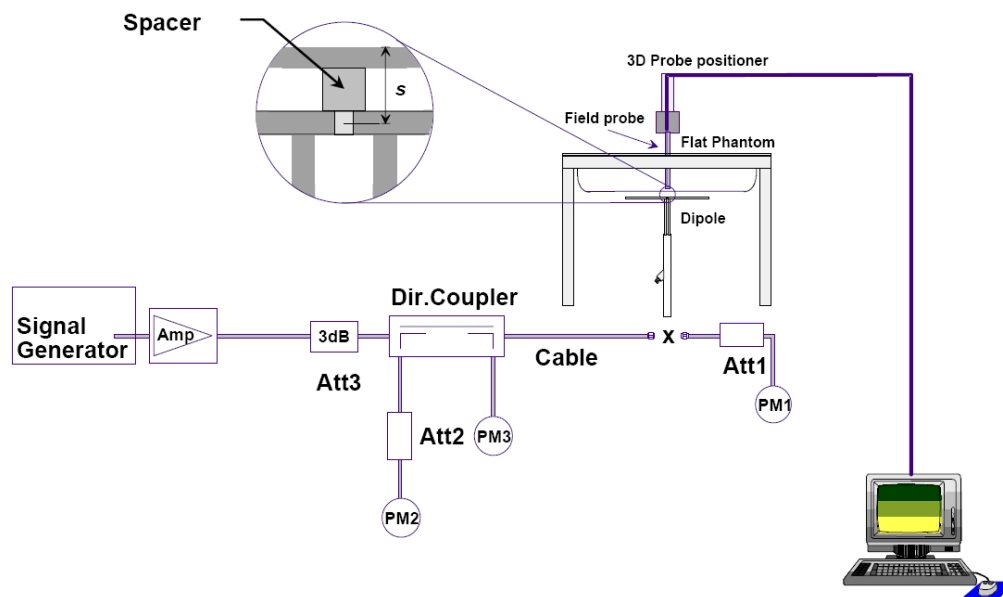
**Picture 7-6 Liquid depth in the Head Phantom (2600 MHz)**



## 8 System verification

### 8.1 System Setup

In the simplified setup for system evaluation, the DUT is replaced by a calibrated dipole and the power source is replaced by a continuous wave that comes from a signal generator. The calibrated dipole must be placed beneath the flat phantom section of the SAM twin phantom with the correct distance holder. The distance holder should touch the phantom surface with a light pressure at the reference marking and be oriented parallel to the long side of the phantom. The equipment setup is shown below:



Picture 8.1 System Setup for System Evaluation



Picture 8.2 Photo of Dipole Setup

## 8.2 System Verification

SAR system verification is required to confirm measurement accuracy, according to the tissue dielectric media, probe calibration points and other system operating parameters required for measuring the SAR of a test device. The system verification must be performed for each frequency band and within the valid range of each probe calibration point required for testing the device.

The system verification results are required that the area scan estimated 1-g SAR is within 3% of the zoom scan 1-g SAR. The details are presented in annex B.

**Table 8.1: System Verification of Head**

| Measurement Date<br>(yyyy-mm-dd) | Frequency | Target value (W/kg) |                | Measured value(W/kg) |                | Deviation       |                |
|----------------------------------|-----------|---------------------|----------------|----------------------|----------------|-----------------|----------------|
|                                  |           | 10 g<br>Average     | 1 g<br>Average | 10 g<br>Average      | 1 g<br>Average | 10 g<br>Average | 1 g<br>Average |
| 2020-2-6                         | 750 MHz   | 5.57                | 8.57           | 5.52                 | 8.56           | -0.90%          | -0.12%         |
| 2020-2-7                         | 835 MHz   | 6.29                | 9.70           | 6.28                 | 9.8            | -0.16%          | 1.03%          |
| 2020-2-8                         | 1750 MHz  | 19.3                | 36.6           | 19.4                 | 36.04          | 0.52%           | -1.53%         |
| 2020-2-9                         | 1900 MHz  | 20.8                | 39.7           | 20.6                 | 40.28          | -0.96%          | 1.46%          |
| 2020-2-10                        | 2450 MHz  | 24.2                | 51.6           | 24.64                | 52.56          | 1.82%           | 1.86%          |
| 2020-2-10                        | 2600 MHz  | 25.1                | 55.8           | 25.24                | 56.68          | 0.56%           | 1.58%          |



## 9 Measurement Procedures

### 9.1 Tests to be performed

In order to determine the highest value of the peak spatial-average SAR of a handset, all device positions, configurations and operational modes shall be tested for each frequency band according to steps 1 to 3 below. A flowchart of the test process is shown in picture 9.1.

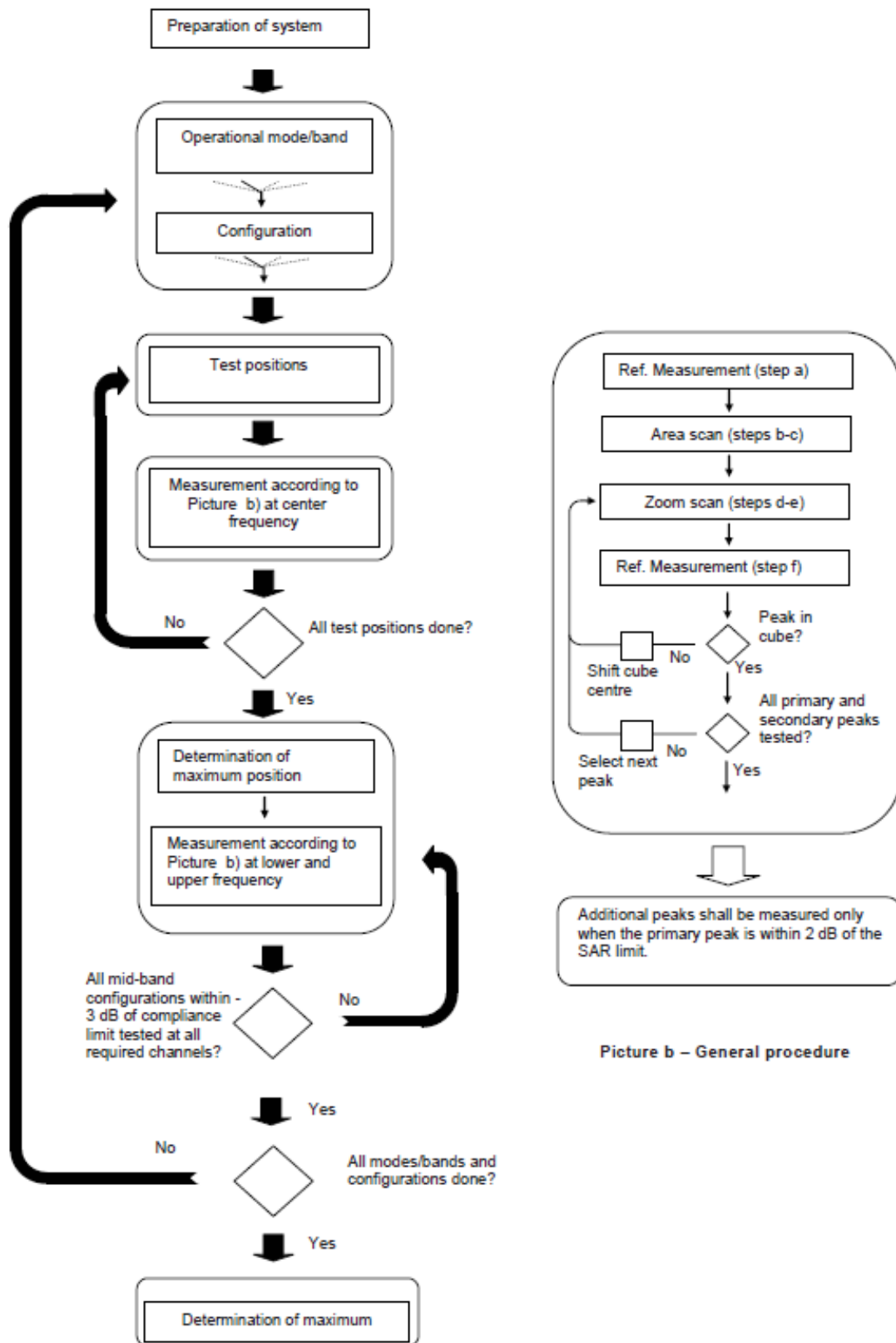
**Step 1:** The tests described in 9.2 shall be performed at the channel that is closest to the centre of the transmit frequency band ( $f_c$ ) for:

- a) all device positions (cheek and tilt, for both left and right sides of the SAM phantom, as described in annex D),
- b) all configurations for each device position in a), e.g., antenna extended and retracted, and
- c) all operational modes, e.g., analogue and digital, for each device position in a) and configuration in b) in each frequency band.

If more than three frequencies need to be tested according to 11.1 (i.e.,  $N_c > 3$ ), then all frequencies, configurations and modes shall be tested for all of the above test conditions.

**Step 2:** For the condition providing highest peak spatial-average SAR determined in Step 1, perform all tests described in 9.2 at all other test frequencies, i.e., lowest and highest frequencies. In addition, for all other conditions (device position, configuration and operational mode) where the peak spatial-average SAR value determined in Step 1 is within 3 dB of the applicable SAR limit, it is recommended that all other test frequencies shall be tested as well.

**Step 3:** Examine all data to determine the highest value of the peak spatial-average SAR found in Steps 1 to 2.



Picture a – Tests to be performed

Picture b – General procedure

Picture 9.1 Block diagram of the tests to be performed

## 9.2 General Measurement Procedure

The area and zoom scan resolutions specified in the table below must be applied to the SAR measurements and fully documented in SAR reports to qualify for TCB approval. Probe boundary effect error compensation is required for measurements with the probe tip closer than half a probe tip diameter to the phantom surface. Both the probe tip diameter and sensor offset distance must satisfy measurement protocols; to ensure probe boundary effect errors are minimized and the higher fields closest to the phantom surface can be correctly measured and extrapolated to the phantom surface for computing 1-g SAR. Tolerances of the post-processing algorithms must be verified by the test laboratory for the scan resolutions used in the SAR measurements, according to the reference distribution functions specified in IEEE Std 1528-2003. The results should be documented as part of the system validation records and may be requested to support test results when all the measurement parameters in the following table are not satisfied.

|  |                                    | $\leq 3$ GHz   | $> 3$ GHz   |  |
|--|------------------------------------|--|---|--|
| Maximum distance from closest measurement point (geometric center of probe sensors) to phantom surface   |                                    | $5 \pm 1$ mm   | $\frac{1}{2} \cdot \delta \cdot \ln(2) \pm 0.5$ mm                            |  |
| Maximum probe angle from probe axis to phantom surface normal at the measurement location  |                                    | $30^\circ \pm 1^\circ$   | $20^\circ \pm 1^\circ$  |  |
| Maximum area scan spatial resolution: $\Delta x_{Area}$ , $\Delta y_{Area}$  |                                    | $\leq 2$ GHz: $\leq 15$ mm<br>2 – 3 GHz: $\leq 12$ mm  | 3 – 4 GHz: $\leq 12$ mm<br>4 – 6 GHz: $\leq 10$ mm                            |  |
|  |                                    | When the x or y dimension of the test device, in the measurement plane orientation, is smaller than the above, the measurement resolution must be $\leq$ the corresponding x or y dimension of the test device with at least one measurement point on the test device. |   |  |
| Maximum zoom scan spatial resolution: $\Delta x_{Zoom}$ , $\Delta y_{Zoom}$  |                                    | $\leq 2$ GHz: $\leq 8$ mm<br>2 – 3 GHz: $\leq 5$ mm*   | 3 – 4 GHz: $\leq 5$ mm*<br>4 – 6 GHz: $\leq 4$ mm*                            |  |
| Maximum zoom scan spatial resolution, normal to phantom surface  | uniform grid: $\Delta z_{Zoom}(n)$ | $\leq 5$ mm  | 3 – 4 GHz: $\leq 4$ mm<br>4 – 5 GHz: $\leq 3$ mm<br>5 – 6 GHz: $\leq 2$ mm    |  |
|  | graded grid                        | $\Delta z_{Zoom}(1)$ : between 1 <sup>st</sup> two points closest to phantom surface   | $\leq 4$ mm   | 3 – 4 GHz: $\leq 3$ mm<br>4 – 5 GHz: $\leq 2.5$ mm<br>5 – 6 GHz: $\leq 2$ mm |
|  |                                    | $\Delta z_{Zoom}(n>1)$ : between subsequent points   | $\leq 1.5 \cdot \Delta z_{Zoom}(n-1)$   |  |
| Minimum zoom scan volume   | x, y, z                            | $\geq 30$ mm   | 3 – 4 GHz: $\geq 28$ mm<br>4 – 5 GHz: $\geq 25$ mm<br>5 – 6 GHz: $\geq 22$ mm |  |
| Note: $\delta$ is the penetration depth of a plane-wave at normal incidence to the tissue medium; see draft standard IEEE P1528-2011 for details.  |                                    |  |   |  |
| * When zoom scan is required and the <i>reported</i> SAR from the area scan based 1-g SAR estimation procedures of KDB 447498 is $\leq 1.4$ W/kg, $\leq 8$ mm, $\leq 7$ mm and $\leq 5$ mm zoom scan resolution may be applied, respectively, for 2 GHz to 3 GHz, 3 GHz to 4 GHz and 4 GHz to 6 GHz. |                                    |  |   |  |

### 9.3 WCDMA Measurement Procedures for SAR

The following procedures are applicable to WCDMA handsets operating under 3GPP Release99, Release 5 and Release 6. The default test configuration is to measure SAR with an established radio link between the DUT and a communication test set using a 12.2kbps RMC (reference measurement channel) configured in Test Loop Mode 1. SAR is selectively confirmed for other physical channel configurations (DPCCH & DPDCH<sub>n</sub>), HSDPA and HSPA (HSUPA/HSDPA) modes according to output power, exposure conditions and device operating capabilities. Both uplink and downlink should be configured with the same RMC or AMR, when required. SAR for Release 5 HSDPA and Release 6 HSPA are measured using the applicable FRC (fixed reference channel) and E-DCH reference channel configurations. Maximum output power is verified according to applicable versions of 3GPP TS 34.121 and SAR must be measured according to these maximum output conditions. When Maximum Power Reduction (MPR) is not implemented according to Cubic Metric (CM) requirements for Release 6 HSPA, the following procedures do not apply.

#### For Release 5 HSDPA Data Devices:

| Sub-test | $\beta_c$ | $\beta_d$ | $\beta_d$ (SF) | $\beta_c/\beta_d$ | $\beta_{hs}$ | CM/dB |
|----------|-----------|-----------|----------------|-------------------|--------------|-------|
| 1        | 2/15      | 15/15     | 64             | 2/15              | 4/15         | 0.0   |
| 2        | 12/15     | 15/15     | 64             | 12/15             | 24/25        | 1.0   |
| 3        | 15/15     | 8/15      | 64             | 15/8              | 30/15        | 1.5   |
| 4        | 15/15     | 4/15      | 64             | 15/4              | 30/15        | 1.5   |

#### For Release 6 HSPA Data Devices

| Sub-test | $\beta_c$ | $\beta_d$ | $\beta_d$ (SF) | $\beta_c/\beta_d$ | $\beta_{hs}$ | $\beta_{ec}$ | $\beta_{ed}$                               | $\beta_{ed}$ (SF) | $\beta_{ed}$ (codes) | CM (dB) | MPR (dB) | AG Index | E-TFCI |
|----------|-----------|-----------|----------------|-------------------|--------------|--------------|--|-------------------|----------------------|---------|----------|----------|--------|
| 1        | 11/15     | 15/15     | 64             | 11/15             | 22/15        | 209/225      | 1039/225                                   | 4                 | 1                    | 1.5     | 1.5      | 20       | 75     |
| 2        | 6/15      | 15/15     | 64             | 6/15              | 12/15        | 12/15        | 12/15                                      | 4                 | 1                    | 1.5     | 1.5      | 12       | 67     |
| 3        | 15/15     | 9/15      | 64             | 15/9              | 30/15        | 30/15        | $\beta_{ed1}:47/15$<br>$\beta_{ed2}:47/15$ | 4                 | 2                    | 1.5     | 1.5      | 15       | 92     |
| 4        | 2/15      | 15/15     | 64             | 2/15              | 4/15         | 4/15         | 56/75                                      | 4                 | 1                    | 1.5     | 1.5      | 17       | 71     |
| 5        | 15/15     | 15/15     | 64             | 15/15             | 24/15        | 30/15        | 134/15                                     | 4                 | 1                    | 1.5     | 1.5      | 21       | 81     |

#### Rel.8 DC-HSDPA (Cat 24)

SAR test exclusion for Rel.8 DC-HSDPA must satisfy the SAR test exclusion requirements of Rel.5 HSDPA. SAR test exclusion for DC-HSDPA devices is determined by power measurements according to the H-Set 12, Fixed Reference Channel (FRC) configuration in Table C.8.1.12 of 3GPP TS 34.121-1. A primary and a secondary serving HS-DSCH Cell are required to perform the power measurement and for the results to qualify for SAR test exclusion.

## 9.4 SAR Measurement for LTE

SAR tests for LTE are performed with a base station simulator, Rohde & Schwarz CMW500. Closed loop power control was used so the UE transmits with maximum output power during SAR testing. All powers were measured with the CMW 500.

It is performed for conducted power and SAR based on the KDB941225 D05.

SAR is evaluated separately according to the following procedures for the different test positions in each exposure condition – head, body, body-worn accessories and other use conditions. The procedures in the following subsections are applied separately to test each LTE frequency band.

### 1) QPSK with 1 RB allocation

Start with the largest channel bandwidth and measure SAR for QPSK with 1 RB allocation, using the RB offset and required test channel combination with the highest maximum output power among RB offsets at the upper edge, middle and lower edge of each required test channel. When the reported SAR is  $\leq 0.8$  W/kg, testing of the remaining RB offset configurations and required test channels is not required for 1 RB allocation; otherwise, SAR is required for the remaining required test channels and only for the RB offset configuration with the highest output power for that channel. When the reported SAR of a required test channel is  $> 1.45$  W/kg, SAR is required for all three RB offset configurations for that required test channel.

### 2) QPSK with 50% RB allocation

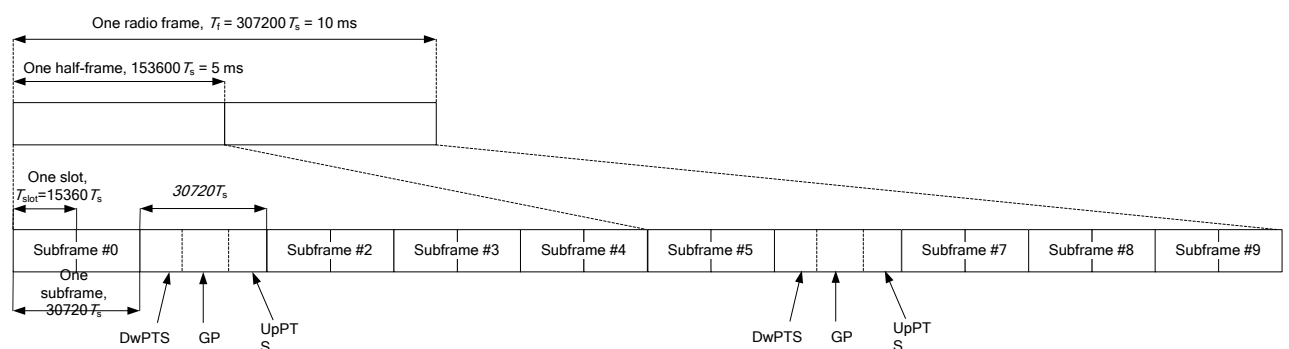
The procedures required for 1 RB allocation in 1) are applied to measure the SAR for QPSK with 50% RB allocation.

### 3) QPSK with 100% RB allocation

For QPSK with 100% RB allocation, SAR is not required when the highest maximum output power for 100 % RB allocation is less than the highest maximum output power in 50% and 1 RB allocations and the highest reported SAR for 1 RB and 50% RB allocation in 1) and 2) are  $\leq 0.8$  W/kg. Otherwise, SAR is measured for the highest output power channel; and if the reported SAR is  $> 1.45$  W/kg, the remaining required test channels must also be tested.

## TDD test:

TDD testing is performed using guidance from FCC KDB 941225 D05 v02r05 and the SAR test guidance provided in April 2013 TCB works hop notes. TDD is tested at the highest duty factor using UL-DL configuration 0 with special subframe configuration 6 and applying the FDD LTE procedures in KDB 941225 D05 v02r05. SAR testing is performed using the extended cyclic prefix listed in 3GPP TS 36.211.



**Figure 9.2: Frame structure type 2 (for 5 ms switch-point periodicity)**

**Table 9.1: Configuration of special subframe (lengths of DwPTS/GP/UpPTS)**

| Special subframe configuration | Normal cyclic prefix in downlink |                                |                                  | Extended cyclic prefix in downlink |                                |                                  |
|--------------------------------|----------------------------------|--------------------------------|----------------------------------|------------------------------------|--------------------------------|----------------------------------|
|                                | DwPTS                            | UpPTS                          |                                  | DwPTS                              | UpPTS                          |                                  |
|                                |                                  | Normal cyclic prefix in uplink | Extended cyclic prefix in uplink |                                    | Normal cyclic prefix in uplink | Extended cyclic prefix in uplink |
| 0                              | $6592 \cdot T_s$                 | $2192 \cdot T_s$               | $2560 \cdot T_s$                 | $7680 \cdot T_s$                   | $2192 \cdot T_s$               | $2560 \cdot T_s$                 |
| 1                              | $19760 \cdot T_s$                |                                |                                  | $20480 \cdot T_s$                  |                                |                                  |
| 2                              | $21952 \cdot T_s$                |                                |                                  | $23040 \cdot T_s$                  |                                |                                  |
| 3                              | $24144 \cdot T_s$                |                                |                                  | $25600 \cdot T_s$                  |                                |                                  |
| 4                              | $26336 \cdot T_s$                | $4384 \cdot T_s$               | $5120 \cdot T_s$                 | $7680 \cdot T_s$                   | $4384 \cdot T_s$               | $5120 \cdot T_s$                 |
| 5                              | $6592 \cdot T_s$                 |                                |                                  | $20480 \cdot T_s$                  |                                |                                  |
| 6                              | $19760 \cdot T_s$                |                                |                                  | $23040 \cdot T_s$                  |                                |                                  |
| 7                              | $21952 \cdot T_s$                |                                |                                  | $12800 \cdot T_s$                  |                                |                                  |
| 8                              | $24144 \cdot T_s$                |                                |                                  | -                                  |                                |                                  |
| 9                              | $13168 \cdot T_s$                | -                              | -                                | -                                  | -                              | -                                |

**Table 9.2: Uplink-downlink configurations**

| Uplink-downlink configuration | Downlink-to-Uplink Switch-point periodicity | Subframe number |   |   |   |   |   |   |   |   |   |  |
|-------------------------------|---|-----------------|---|---|---|---|---|---|---|---|---|--|
|                               |   | 0               | 1 | 2 | 3 | 4 | 5 | 6 | 7 | 8 | 9 |  |
| 0                             | 5 ms  | D               | S | U | U | U | D | S | U | U | U |  |
| 1                             | 5 ms  | D               | S | U | U | D | D | S | U | U | D |  |
| 2                             | 5 ms  | D               | S | U | D | D | D | S | U | D | D |  |
| 3                             | 10 ms                                       | D               | S | U | U | U | D | D | D | D | D |  |
| 4                             | 10 ms                                       | D               | S | U | U | D | D | D | D | D | D |  |
| 5                             | 10 ms                                       | D               | S | U | D | D | D | D | D | D | D |  |
| 6                             | 5 ms  | D               | S | U | U | U | D | S | U | U | D |  |

Duty factor is calculated by:

$$\begin{aligned}
 \text{Duty factor} &= \text{uplink frame} \cdot 6 + \text{UpPTS} \cdot 2 / \text{one frame length} \\
 &= (30720 \cdot T_s \cdot 6 + 5120 \cdot T_s \cdot 2) / 307200 \cdot T_s \\
 &= 0.633
 \end{aligned}$$

According to the KDB 447498 D01, SAR should be evaluated at more than 3 frequencies for devices supporting transmit bands wider than 100MHz. Oct.2014 FCC-TCB conference notes (Dec. 2014 rev.) specifies the 5 test channels to use for 3GPP band 41 SAR evaluation.

## 9.5 Bluetooth & Wi-Fi Measurement Procedures for SAR

Normal network operating configurations are not suitable for measuring the SAR of 802.11 transmitters in general. Unpredictable fluctuations in network traffic and antenna diversity conditions can introduce undesirable variations in SAR results. The SAR for these devices should be measured using chipset based test mode software to ensure that the results are consistent and reliable.

Chipset based test mode software is hardware dependent and generally varies among manufacturers. The device operating parameters established in a test mode for SAR measurements must be identical to those programmed in production units, including output power levels, amplifier gain settings and other RF performance tuning parameters. The test frequencies should correspond to actual channel frequencies defined for domestic use. SAR for devices with switched diversity should be measured with only one antenna transmitting at a time during each SAR measurement, according to a fixed modulation and data rate. The same data pattern should be used for all measurements.

## 9.6 Power Drift

To control the output power stability during the SAR test, DASY4 system calculates the power drift by measuring the E-field at the same location at the beginning and at the end of the measurement for each test position. These drift values can be found in section 14 labeled as: (Power Drift [dB]). This ensures that the power drift during one measurement is within 5%.

## 10 Area Scan Based 1-g SAR

### 10.1 Requirement of KDB

According to the KDB447498 D01 v05, when the implementation is based the specific polynomial fit algorithm as presented at the 29th Bioelectromagnetics Society meeting (2007) and the estimated 1-gSAR is  $\leq 1.2$  W/kg, a zoom scan measurement is not required provided it is also not needed for any other purpose; for example, if the peak SAR location required for simultaneous transmission SAR test exclusion can be determined accurately by the SAR system or manually to discriminate between distinctive peaks and scattered noisy SAR distributions from area scans.

There must not be any warning or alert messages due to various measurement concerns identified by the SAR system; for example, noise in measurements, peaks too close to scan boundary, peaks are too sharp, spatial resolution and uncertainty issues etc. The SAR system verification must also demonstrate that the area scan estimated 1-g SAR is within 3% of the zoom scan 1-g SAR (See Annex B). When all the SAR results for each exposure condition in a frequency band and wireless mode are based on estimated 1-g SAR, the 1-g SAR for the highest SAR configuration must be determined by a zoom scan.

### 10.2 Fast SAR Algorithms

The approach is based on the area scan measurement applying a frequency dependent attenuation parameter. This attenuation parameter was empirically determined by analyzing a large number of phones. The MOTOROLA FAST SAR was developed and validated by the MOTOROLA Research Group in Ft. Lauderdale.

In the initial study, an approximation algorithm based on Linear fit was developed. The accuracy of the algorithm has been demonstrated across a broad frequency range (136-2450 MHz) and for both 1- and 10-g averaged SAR using a sample of 264 SAR measurements from 55 wireless handsets. For the sample size studied, the root-mean-squared errors of the algorithm are 1.2% and 5.8% for 1- and 10-g averaged SAR, respectively. The paper describing the algorithm in detail is expected to be published in August 2004 within the Special Issue of Transactions on MTT.

In the second step, the same research group optimized the fitting algorithm to an Polynomial fit whereby the frequency validity was extended to cover the range 30-6000MHz. Details of this study can be found in the BEMS 2007 Proceedings.

Both algorithms are implemented in DASY software.



## 11 Conducted Output Power

### 11.1 GSM Measurement result

During the process of testing, the EUT was controlled via Agilent Digital Radio Communication tester (E5515C) to ensure the maximum power transmission and proper modulation. This result contains conducted output power for the EUT. In all cases, the measured peak output power should be greater and within 5% than EMI measurement.

**Table 11.1-1: The conducted power measurement results for GSM, GPRS and EGPRS**

|                          |                      |              |              |              |              |                      |              |              |
|--------------------------|----------------------|--------------|--------------|--------------|--------------|----------------------|--------------|--------------|
| GSM 850<br>Speech (GMSK) | Measured Power (dBm) |              |              | Tune up      | calculation  | Averaged Power (dBm) |              |              |
|                          | 251                  | 190          | 128          |              |              | 251                  | 190          | 128          |
| 1 Txslot                 | 32.72                | 32.69        | 32.65        | 34.00        | /            | /                    | /            | /            |
| GSM 850<br>GPRS (GMSK)   | Measured Power (dBm) |              |              |              | calculation  | Averaged Power (dBm) |              |              |
|                          | 251                  | 190          | 128          |              |              | 251                  | 190          | 128          |
| 1 Txslot                 | 32.88                | 32.83        | 32.76        | 34.00        | -9.03        | 23.85                | 23.80        | 23.73        |
| 2 Txslots                | 29.99                | 29.92        | 29.86        | 31.00        | -6.02        | 23.97                | 23.90        | 23.84        |
| 3Txslots                 | 28.90                | 28.83        | 28.78        | 29.50        | -4.26        | 24.64                | 24.57        | 24.52        |
| <b>4 Txslots</b>         | <b>27.95</b>         | <b>27.87</b> | <b>27.80</b> | <b>28.50</b> | <b>-3.01</b> | <b>24.94</b>         | <b>24.86</b> | <b>24.79</b> |
| GSM 850<br>EGPRS (GMSK)  | Measured Power (dBm) |              |              |              | calculation  | Averaged Power (dBm) |              |              |
|                          | 251                  | 190          | 128          |              |              | 251                  | 190          | 128          |
| 1 Txslot                 | 32.74                | 32.69        | 32.64        | 34.00        | -9.03        | 23.71                | 23.66        | 23.61        |
| 2 Txslots                | 29.84                | 29.78        | 29.73        | 31.00        | -6.02        | 23.82                | 23.76        | 23.71        |
| 3Txslots                 | 28.75                | 28.69        | 28.66        | 29.50        | -4.26        | 24.49                | 24.43        | 24.40        |
| <b>4 Txslots</b>         | <b>27.80</b>         | <b>27.73</b> | <b>27.67</b> | <b>28.50</b> | <b>-3.01</b> | <b>24.79</b>         | <b>24.72</b> | <b>24.66</b> |
| GSM 850<br>EGPRS (8PSK)  | Measured Power (dBm) |              |              |              | calculation  | Averaged Power (dBm) |              |              |
|                          | 251                  | 190          | 128          |              |              | 251                  | 190          | 128          |
| 1 Txslot                 | 25.50                | 25.57        | 25.63        | 27.00        | -9.03        | 16.47                | 16.54        | 16.60        |
| 2 Txslots                | 22.66                | 22.69        | 22.78        | 24.00        | -6.02        | 16.64                | 16.67        | 16.76        |
| 3Txslots                 | 21.43                | 21.58        | 21.65        | 23.00        | -4.26        | 17.17                | 17.32        | 17.39        |
| 4 Txslots                | 20.30                | 20.36        | 20.39        | 22.00        | -3.01        | 17.29                | 17.35        | 17.38        |
| PCS1900<br>Speech (GMSK) | Measured Power (dBm) |              |              | Tune up      | calculation  | Averaged Power (dBm) |              |              |
|                          | 810                  | 661          | 512          |              |              | 810                  | 661          | 512          |
| 1 Txslot                 | 29.47                | 29.46        | 29.50        | 31.00        | /            | /                    | /            | /            |
| PCS1900<br>GPRS (GMSK)   | Measured Power (dBm) |              |              |              | calculation  | Averaged Power (dBm) |              |              |
|                          | 810                  | 661          | 512          |              |              | 810                  | 661          | 512          |
| 1 Txslot                 | 29.40                | 29.40        | 29.44        | 31.00        | -9.03        | 20.37                | 20.37        | 20.41        |
| 2 Txslots                | 27.36                | 27.37        | 27.43        | 28.00        | -6.02        | 21.34                | 21.35        | 21.41        |
| 3Txslots                 | 25.36                | 25.37        | 25.43        | 26.50        | -4.26        | 21.10                | 21.11        | 21.17        |
| <b>4 Txslots</b>         | <b>24.38</b>         | <b>24.40</b> | <b>24.49</b> | <b>25.50</b> | <b>-3.01</b> | <b>21.37</b>         | <b>21.39</b> | <b>21.48</b> |
| PCS1900<br>EGPRS (GMSK)  | Measured Power (dBm) |              |              |              | calculation  | Averaged Power (dBm) |              |              |
|                          | 810                  | 661          | 512          |              |              | 810                  | 661          | 512          |
| 1 Txslot                 | 29.45                | 29.44        | 29.49        | 31.00        | -9.03        | 20.42                | 20.41        | 20.46        |

|                         |                      |              |              |              |              |                      |              |              |
|-------------------------|----------------------|--------------|--------------|--------------|--------------|----------------------|--------------|--------------|
| 2 Txslots               | 27.41                | 27.41        | 27.48        | 28.00        | -6.02        | 21.39                | 21.39        | 21.46        |
| 3Txslots                | 25.40                | 25.41        | 25.48        | 26.50        | -4.26        | 21.14                | 21.15        | 21.22        |
| <b>4 Txslots</b>        | <b>24.42</b>         | <b>24.44</b> | <b>24.54</b> | <b>25.50</b> | <b>-3.01</b> | <b>21.41</b>         | <b>21.43</b> | <b>21.53</b> |
| PCS1900<br>EGPRS (8PSK) | Measured Power (dBm) |              |              |              | calculation  | Averaged Power (dBm) |              |              |
|                         | 810                  | 661          | 512          |              |              | 810                  | 661          | 512          |
| 1 Txslot                | 24.97                | 24.92        | 25.03        | 27.00        | -9.03        | 15.94                | 15.89        | 16.00        |
| 2 Txslots               | 22.60                | 22.70        | 22.81        | 24.00        | -6.02        | 16.58                | 16.68        | 16.79        |
| 3Txslots                | 21.31                | 21.28        | 21.22        | 23.00        | -4.26        | 17.05                | 17.02        | 16.96        |
| 4 Txslots               | 20.43                | 20.23        | 20.31        | 22.00        | -3.01        | 17.42                | 17.22        | 17.30        |

NOTES:

1) Division Factors

To average the power, the division factor is as follows:

1TX-slot = 1 transmit time slot out of 8 time slots=> conducted power divided by (8/1) => -9.03dB

2TX-slots = 2 transmit time slots out of 8 time slots=> conducted power divided by (8/2) => -6.02dB

3TX-slots = 3 transmit time slots out of 8 time slots=> conducted power divided by (8/3) => -4.26dB

4TX-slots = 4 transmit time slots out of 8 time slots=> conducted power divided by (8/4) => -3.01dB

**According to the conducted power as above, the body measurements are performed with 4Txslots for GSM850 and GSM1900.**

## 11.2 WCDMA Measurement result

**Table 11.2-1: The conducted Power for WCDMA**

| Item     | band  | FDDV result      |                  |                  | Tune up |
|----------|-------|------------------|------------------|------------------|---------|
|          | ARFCN | 4233 (846.6MHz)  | 4182 (836.4MHz)  | 4132 (826.4MHz)  |         |
| WCDMA    | \     | 23.71            | 23.61            | 23.66            | 25.00   |
| HSUPA    | 1     | 21.73            | 21.64            | 21.71            | 22.00   |
|          | 2     | 21.72            | 21.78            | 21.77            | 22.00   |
|          | 3     | 22.7             | 22.63            | 22.69            | 23.00   |
|          | 4     | 20.18            | 20.14            | 20.17            | 21.50   |
|          | 5     | 22.67            | 22.59            | 22.65            | 23.00   |
| DC-HSDPA | 1     | 23.19            | 23.14            | 23.16            | 24.00   |
|          | 2     | 23.12            | 23.09            | 23.15            | 24.00   |
|          | 3     | 22.05            | 22.04            | 22.08            | 23.50   |
|          | 4     | 22.04            | 22.02            | 22.07            | 23.50   |
| Item     | band  | FDDIV result     |                  |                  |         |
|          | ARFCN | 1513 (1752.6MHz) | 1412 (1732.4MHz) | 1312 (1712.4MHz) |         |
| WCDMA    | \     | 23.01            | 23.06            | 23.03            | 24.50   |
| HSUPA    | 1     | 21.31            | 21.33            | 21.32            | 21.50   |
|          | 2     | 21.34            | 21.32            | 21.29            | 21.50   |
|          | 3     | 22.34            | 22.29            | 22.28            | 22.50   |
|          | 4     | 20.86            | 20.84            | 20.79            | 21.00   |

|          |       |                  |                |                  |         |
|----------|-------|------------------|----------------|------------------|---------|
|          | 5     | 22.32            | 22.27          | 22.26            | 22.50   |
| DC-HSDPA | 1     | 22.87            | 22.89          | 22.94            | 23.50   |
|          | 2     | 22.79            | 22.83          | 22.85            | 23.50   |
|          | 3     | 22.31            | 22.34          | 22.41            | 23.00   |
|          | 4     | 22.34            | 22.33          | 22.45            | 23.00   |
| Item     | band  | FDDII result     |                |                  |         |
|          | ARFCN | 9538 (1907.6MHz) | 9400 (1880MHz) | 9262 (1852.4MHz) | Tune up |
| WCDMA    | \     | 22.93            | 22.95          | 22.97            | 24.50   |
| HSUPA    | 1     | 21.19            | 21.28          | 21.29            | 21.50   |
|          | 2     | 21.1             | 21.22          | 21.19            | 21.50   |
|          | 3     | 22.1             | 22.23          | 22.20            | 22.50   |
|          | 4     | 20.62            | 20.67          | 20.65            | 21.00   |
|          | 5     | 22.07            | 22.20          | 22.19            | 22.50   |
| DC-HSDPA | 1     | 22.78            | 22.84          | 22.85            | 23.50   |
|          | 2     | 22.7             | 22.78          | 22.79            | 23.50   |
|          | 3     | 22.3             | 22.30          | 22.31            | 23.00   |
|          | 4     | 22.27            | 22.29          | 22.30            | 23.00   |

### 11.3 LTE Measurement result

**Table 13.3-1: Maximum Power Reduction (MPR) for LTE**

| Modulation | Channel bandwidth / Transmission bandwidth configuration [RB] |     |     |      |      |      | MPR (dB) |
|------------|---|-----|-----|------|------|------|----------|
|            | 1.4   | 3   | 5   | 10   | 15   | 20   |          |
|            | MHz   | MHz | MHz | MHz  | MHz  | MHz  |          |
| QPSK       | > 5   | > 4 | > 8 | > 12 | > 16 | > 18 | 1        |
| 16 QAM     | ≤ 5   | ≤ 4 | ≤ 8 | ≤ 12 | ≤ 16 | ≤ 18 | 1        |
| 16 QAM     | > 5   | > 4 | > 8 | > 12 | > 16 | > 18 | 2        |
| 64 QAM     | ≤ 5   | ≤ 4 | ≤ 8 | ≤ 12 | ≤ 16 | ≤ 18 | 2        |
| 64 QAM     | > 5   | > 4 | > 8 | > 12 | > 16 | > 18 | 3        |

**Table 13.3-2: The tune up for LTE**

| Band        | Tune up |
|-------------|---------|
| LTE Band 2  | 24.5    |
| LTE Band 5  | 25      |
| LTE Band 7  | 24      |
| LTE Band 12 | 25      |
| LTE Band 13 | 25      |
| LTE Band 38 | 24      |
| LTE Band 66 | 24.5    |

**Table 11.3-4: The conducted Power for LTE**

| Band 2          |                      |                 |                           |                           |                           |       |
|-----------------|----------------------|-----------------|---------------------------|---------------------------|---------------------------|-------|
| Bandwidth (MHz) | RB allocation        | Frequency (MHz) | QPSK                      | 16QAM                     | 64QAM                     |       |
|                 | RB offset (Start RB) |                 | Actual output power (dBm) | Actual output power (dBm) | Actual output power (dBm) |       |
| 1.4 MHz         | 1RB High (5)         | 1909.3          | 22.87                     | 21.94                     | 21.50                     |       |
|                 |                      | 1880            | 22.93                     | 22.10                     | 21.53                     |       |
|                 |                      | 1850.7          | 23.05                     | 22.45                     | 21.56                     |       |
|                 | 1RB Middle (3)       | 1909.3          | 23.07                     | 22.11                     | 21.59                     |       |
|                 |                      | 1880            | 23.17                     | 22.36                     | 21.63                     |       |
|                 |                      | 1850.7          | 23.22                     | 22.62                     | 21.65                     |       |
|                 | 1RB Low (0)          | 1909.3          | 22.89                     | 21.96                     | 21.51                     |       |
|                 |                      | 1880            | 22.98                     | 22.12                     | 21.52                     |       |
|                 |                      | 1850.7          | 23.05                     | 22.42                     | 21.57                     |       |
|                 | 3RB High (3)         | 1909.3          | 23.06                     | 22.20                     | 21.51                     |       |
|                 |                      | 1880            | 23.09                     | 22.15                     | 21.46                     |       |
|                 |                      | 1850.7          | 23.15                     | 22.31                     | 21.50                     |       |
|                 | 3RB Middle (1)       | 1909.3          | 23.02                     | 22.24                     | 21.50                     |       |
|                 |                      | 1880            | 23.08                     | 22.18                     | 21.57                     |       |
|                 |                      | 1850.7          | 23.25                     | 22.38                     | 21.55                     |       |
|                 | 3RB Low (0)          | 1909.3          | 23.03                     | 22.25                     | 21.45                     |       |
|                 |                      | 1880            | 23.09                     | 22.14                     | 21.49                     |       |
|                 |                      | 1850.7          | 23.17                     | 22.35                     | 21.55                     |       |
|                 | 6RB (0)              | 1909.3          | 21.99                     | 21.15                     | 20.37                     |       |
|                 |                      | 1880            | 22.03                     | 21.20                     | 20.40                     |       |
|                 |                      | 1850.7          | 22.10                     | 21.04                     | 20.40                     |       |
|                 | 3 MHz                | 1RB High (14)   | 1908.5                    | 22.82                     | 21.85                     | 21.37 |
|                 |                      |                 | 1880                      | 22.87                     | 21.91                     | 21.53 |
|                 |                      |                 | 1851.5                    | 23.03                     | 22.41                     | 21.59 |
|                 |                      | 1RB Middle (7)  | 1908.5                    | 22.99                     | 22.09                     | 21.60 |
|                 |                      |                 | 1880                      | 23.04                     | 22.09                     | 21.73 |
|                 |                      |                 | 1851.5                    | 23.17                     | 22.60                     | 21.66 |
| 1RB Low (0)     |                      | 1908.5          | 22.82                     | 21.99                     | 21.44                     |       |
|                 |                      | 1880            | 22.86                     | 21.98                     | 21.56                     |       |
|                 |                      | 1851.5          | 23.04                     | 22.40                     | 21.48                     |       |
| 8RB High (7)    |                      | 1908.5          | 21.93                     | 20.97                     | 20.34                     |       |
|                 |                      | 1880            | 21.91                     | 21.08                     | 20.34                     |       |
|                 |                      | 1851.5          | 21.99                     | 21.14                     | 20.43                     |       |
| 8RB Middle (4)  |                      | 1908.5          | 21.95                     | 21.05                     | 20.34                     |       |
|                 |                      | 1880            | 21.95                     | 21.17                     | 20.42                     |       |
|                 |                      | 1851.5          | 22.02                     | 21.18                     | 20.44                     |       |
| 8RB Low (0)     |                      | 1908.5          | 21.88                     | 20.95                     | 20.37                     |       |
|                 |                      | 1880            | 21.93                     | 21.13                     | 20.36                     |       |
|                 |                      | 1851.5          | 22.01                     | 21.15                     | 20.41                     |       |
| 15RB (0)        |                      | 1908.5          | 21.87                     | 20.90                     | 20.29                     |       |
|                 |                      | 1880            | 21.95                     | 21.04                     | 20.34                     |       |

|        |                        |        |       |       |       |
|--------|------------------------|--------|-------|-------|-------|
| 5 MHz  | 1RB<br>High (24)       | 1851.5 | 22.02 | 21.08 | 20.33 |
|        |                        | 1907.5 | 22.79 | 21.87 | 21.34 |
|        |                        | 1880   | 22.86 | 22.02 | 21.40 |
|        |                        | 1852.5 | 22.88 | 22.38 | 21.41 |
|        | 1RB<br>Middle<br>(12)  | 1907.5 | 23.07 | 22.18 | 21.70 |
|        |                        | 1880   | 23.14 | 22.33 | 21.70 |
|        |                        | 1852.5 | 23.18 | 22.71 | 21.73 |
|        | 1RB<br>Low (0)         | 1907.5 | 22.80 | 21.90 | 21.50 |
|        |                        | 1880   | 22.90 | 22.04 | 21.50 |
|        |                        | 1852.5 | 22.89 | 22.42 | 21.46 |
|        | 12RB<br>High (13)      | 1907.5 | 21.92 | 21.01 | 20.34 |
|        |                        | 1880   | 21.94 | 21.06 | 20.35 |
|        |                        | 1852.5 | 22.02 | 21.18 | 20.41 |
|        | 12RB<br>Middle<br>(6)  | 1907.5 | 21.92 | 21.03 | 20.40 |
|        |                        | 1880   | 21.99 | 21.15 | 20.43 |
|        |                        | 1852.5 | 22.03 | 21.24 | 20.37 |
|        | 12RB<br>Low (0)        | 1907.5 | 21.85 | 20.95 | 20.31 |
|        |                        | 1880   | 21.94 | 21.03 | 20.33 |
|        |                        | 1852.5 | 21.97 | 21.12 | 20.35 |
|        | 25RB<br>(0)            | 1907.5 | 21.85 | 20.87 | 20.30 |
|        |                        | 1880   | 21.93 | 21.04 | 20.34 |
| 1852.5 |                        | 21.99  | 21.13 | 20.33 |       |
| 10 MHz | 1RB<br>High (49)       | 1905   | 22.81 | 21.88 | 21.38 |
|        |                        | 1880   | 22.84 | 21.85 | 21.50 |
|        |                        | 1855   | 22.91 | 22.26 | 21.52 |
|        | 1RB<br>Middle<br>(24)  | 1905   | 22.89 | 22.01 | 21.56 |
|        |                        | 1880   | 23.03 | 22.05 | 21.64 |
|        |                        | 1855   | 23.14 | 22.43 | 21.67 |
|        | 1RB<br>Low (0)         | 1905   | 22.80 | 21.86 | 21.43 |
|        |                        | 1880   | 22.86 | 21.88 | 21.54 |
|        |                        | 1855   | 22.98 | 22.36 | 21.52 |
|        | 25RB<br>High (25)      | 1905   | 21.92 | 21.09 | 20.43 |
|        |                        | 1880   | 22.03 | 21.10 | 20.39 |
|        |                        | 1855   | 22.03 | 21.10 | 20.43 |
|        | 25RB<br>Middle<br>(12) | 1905   | 21.93 | 21.04 | 20.39 |
|        |                        | 1880   | 22.02 | 21.09 | 20.37 |
|        |                        | 1855   | 22.05 | 21.15 | 20.41 |
|        | 25RB<br>Low (0)        | 1905   | 21.99 | 21.11 | 20.42 |
|        |                        | 1880   | 22.02 | 21.08 | 20.39 |
|        |                        | 1855   | 22.00 | 21.04 | 20.33 |
|        | 50RB<br>(0)            | 1905   | 21.97 | 21.03 | 20.41 |
|        |                        | 1880   | 22.00 | 21.03 | 20.40 |
|        |                        | 1855   | 22.01 | 21.09 | 20.39 |
| 15 MHz | 1RB<br>High (74)       | 1902.5 | 22.74 | 22.17 | 21.45 |
|        |                        | 1880   | 22.72 | 21.72 | 21.52 |
|        |                        | 1857.5 | 22.88 | 22.26 | 21.46 |
|        | 1RB<br>Middle          | 1902.5 | 22.86 | 22.36 | 21.61 |
|        |                        | 1880   | 22.86 | 21.93 | 21.61 |

|                        |                        |                       |       |       |       |       |
|------------------------|------------------------|-----------------------|-------|-------|-------|-------|
|                        | (37)                   | 1857.5                | 22.99 | 22.32 | 21.57 |       |
|                        | 1RB<br>Low (0)         | 1902.5                | 22.78 | 22.19 | 21.54 |       |
|                        |                        | 1880                  | 22.85 | 21.86 | 21.56 |       |
|                        |                        | 1857.5                | 22.93 | 22.32 | 21.58 |       |
|                        | 36RB<br>High (38)      | 1902.5                | 21.88 | 20.94 | 20.45 |       |
|                        |                        | 1880                  | 21.94 | 20.98 | 20.45 |       |
|                        |                        | 1857.5                | 21.97 | 21.03 | 20.39 |       |
|                        | 36RB<br>Middle<br>(19) | 1902.5                | 21.89 | 20.87 | 20.44 |       |
|                        |                        | 1880                  | 21.95 | 20.95 | 20.48 |       |
|                        |                        | 1857.5                | 21.94 | 21.01 | 20.47 |       |
|                        | 36RB<br>Low (0)        | 1902.5                | 21.96 | 20.92 | 20.47 |       |
|                        |                        | 1880                  | 21.94 | 20.94 | 20.45 |       |
|                        |                        | 1857.5                | 21.91 | 21.02 | 20.38 |       |
|                        | 75RB<br>(0)            | 1902.5                | 21.93 | 20.96 | 20.46 |       |
|                        |                        | 1880                  | 21.95 | 20.99 | 20.46 |       |
|                        |                        | 1857.5                | 21.94 | 21.00 | 20.40 |       |
|                        | 20 MHz                 | 1RB<br>High (99)      | 1900  | 22.75 | 22.21 | 21.37 |
|                        |                        |                       | 1880  | 22.75 | 22.13 | 21.34 |
|                        |                        |                       | 1860  | 22.85 | 22.37 | 21.30 |
|                        |                        | 1RB<br>Middle<br>(50) | 1900  | 23.02 | 22.54 | 21.57 |
|                        |                        |                       | 1880  | 23.07 | 22.55 | 21.57 |
|                        |                        |                       | 1860  | 23.15 | 22.69 | 21.61 |
|                        |                        | 1RB<br>Low (0)        | 1900  | 22.74 | 22.23 | 21.36 |
|                        |                        |                       | 1880  | 22.83 | 22.28 | 21.47 |
|                        |                        |                       | 1860  | 22.90 | 22.41 | 21.46 |
|                        |                        | 50RB<br>High (50)     | 1900  | 21.84 | 20.93 | 20.23 |
|                        |                        |                       | 1880  | 21.97 | 21.00 | 20.37 |
| 1860                   |                        |                       | 21.89 | 20.95 | 20.22 |       |
| 50RB<br>Middle<br>(25) |                        | 1900                  | 21.94 | 21.01 | 20.31 |       |
|                        |                        | 1880                  | 21.99 | 21.03 | 20.35 |       |
|                        |                        | 1860                  | 21.99 | 21.07 | 20.34 |       |
| 50RB<br>Low (0)        |                        | 1900                  | 22.01 | 21.10 | 20.41 |       |
|                        |                        | 1880                  | 22.03 | 21.06 | 20.37 |       |
|                        |                        | 1860                  | 21.90 | 20.96 | 20.25 |       |
| 100RB<br>(0)           |                        | 1900                  | 21.99 | 21.03 | 20.32 |       |
|                        |                        | 1880                  | 22.01 | 21.07 | 20.37 |       |
|                        |                        | 1860                  | 21.89 | 20.96 | 20.25 |       |

| Band 5          |                      |                 |                           |                           |                           |       |
|-----------------|----------------------|-----------------|---------------------------|---------------------------|---------------------------|-------|
| Bandwidth (MHz) | RB allocation        | Frequency (MHz) | QPSK                      | 16QAM                     | 64QAM                     |       |
|                 | RB offset (Start RB) |                 | Actual output power (dBm) | Actual output power (dBm) | Actual output power (dBm) |       |
| 1.4 MHz         | 1RB High (5)         | 848.3           | 23.55                     | 22.58                     | 21.87                     |       |
|                 |                      | 836.5           | 23.51                     | 22.64                     | 21.84                     |       |
|                 |                      | 824.7           | 23.60                     | 22.97                     | 21.83                     |       |
|                 | 1RB Middle (3)       | 848.3           | 23.67                     | 22.76                     | 21.95                     |       |
|                 |                      | 836.5           | 23.67                     | 22.82                     | 21.99                     |       |
|                 |                      | 824.7           | 23.81                     | 23.17                     | 21.95                     |       |
|                 | 1RB Low (0)          | 848.3           | 23.50                     | 22.54                     | 21.84                     |       |
|                 |                      | 836.5           | 23.54                     | 22.62                     | 21.84                     |       |
|                 |                      | 824.7           | 23.65                     | 22.97                     | 21.81                     |       |
|                 | 3RB High (3)         | 848.3           | 23.61                     | 22.75                     | 21.91                     |       |
|                 |                      | 836.5           | 23.55                     | 22.61                     | 21.85                     |       |
|                 |                      | 824.7           | 23.60                     | 22.83                     | 21.68                     |       |
|                 | 3RB Middle (1)       | 848.3           | 23.66                     | 22.81                     | 21.89                     |       |
|                 |                      | 836.5           | 23.60                     | 22.66                     | 21.94                     |       |
|                 |                      | 824.7           | 23.70                     | 22.91                     | 21.63                     |       |
|                 | 3RB Low (0)          | 848.3           | 23.61                     | 22.80                     | 21.84                     |       |
|                 |                      | 836.5           | 23.57                     | 22.61                     | 21.86                     |       |
|                 |                      | 824.7           | 23.74                     | 22.89                     | 21.47                     |       |
|                 | 6RB (0)              | 848.3           | 22.75                     | 21.80                     | 20.72                     |       |
|                 |                      | 836.5           | 22.63                     | 21.76                     | 20.71                     |       |
|                 |                      | 824.7           | 22.69                     | 21.61                     | 20.40                     |       |
|                 | 3 MHz                | 1RB High (14)   | 847.5                     | 23.56                     | 22.54                     | 21.97 |
|                 |                      |                 | 836.5                     | 23.56                     | 22.44                     | 21.96 |
|                 |                      |                 | 825.5                     | 23.65                     | 23.01                     | 21.98 |
| 1RB Middle (7)  |                      | 847.5           | 23.66                     | 22.73                     | 22.04                     |       |
|                 |                      | 836.5           | 23.65                     | 22.58                     | 22.01                     |       |
|                 |                      | 825.5           | 23.79                     | 23.08                     | 22.11                     |       |
| 1RB Low (0)     |                      | 847.5           | 23.58                     | 22.62                     | 21.94                     |       |
|                 |                      | 836.5           | 23.47                     | 22.47                     | 21.84                     |       |
|                 |                      | 825.5           | 23.67                     | 22.95                     | 21.90                     |       |
| 8RB High (7)    |                      | 847.5           | 22.64                     | 21.65                     | 20.76                     |       |
|                 |                      | 836.5           | 22.58                     | 21.63                     | 20.72                     |       |
|                 |                      | 825.5           | 22.62                     | 21.70                     | 20.79                     |       |
| 8RB Middle (4)  |                      | 847.5           | 22.68                     | 21.69                     | 20.78                     |       |
|                 |                      | 836.5           | 22.67                     | 21.74                     | 20.80                     |       |
|                 |                      | 825.5           | 22.66                     | 21.77                     | 20.82                     |       |
| 8RB Low (0)     |                      | 847.5           | 22.64                     | 21.64                     | 20.79                     |       |
|                 |                      | 836.5           | 22.61                     | 21.69                     | 20.77                     |       |
|                 |                      | 825.5           | 22.65                     | 21.72                     | 20.77                     |       |
| 15RB (0)        |                      | 847.5           | 22.59                     | 21.59                     | 20.74                     |       |
|                 |                      | 836.5           | 22.59                     | 21.59                     | 20.78                     |       |
|                 |                      | 825.5           | 22.62                     | 21.64                     | 20.76                     |       |
| 5 MHz           |                      | 1RB             | 846.5                     | 23.50                     | 22.57                     | 21.84 |

|                     |                    |                    |       |       |       |       |
|---------------------|--------------------|--------------------|-------|-------|-------|-------|
|                     | High (24)          | 836.5              | 23.53 | 22.63 | 21.85 |       |
|                     |                    | 826.5              | 23.48 | 23.02 | 21.89 |       |
|                     | 1RB<br>Middle (12) | 846.5              | 23.75 | 22.83 | 22.00 |       |
|                     |                    | 836.5              | 23.74 | 22.84 | 22.05 |       |
|                     |                    | 826.5              | 23.73 | 23.22 | 22.06 |       |
|                     | 1RB<br>Low (0)     | 846.5              | 23.46 | 22.57 | 21.88 |       |
|                     |                    | 836.5              | 23.50 | 22.60 | 21.88 |       |
|                     |                    | 826.5              | 23.51 | 23.02 | 21.91 |       |
|                     | 12RB<br>High (13)  | 846.5              | 22.58 | 21.63 | 20.74 |       |
|                     |                    | 836.5              | 22.52 | 21.56 | 20.72 |       |
|                     |                    | 826.5              | 22.65 | 21.72 | 20.72 |       |
|                     | 12RB<br>Middle (6) | 846.5              | 22.66 | 21.66 | 20.80 |       |
|                     |                    | 836.5              | 22.64 | 21.69 | 20.80 |       |
|                     |                    | 826.5              | 22.68 | 21.75 | 20.81 |       |
|                     | 12RB<br>Low (0)    | 846.5              | 22.62 | 21.63 | 20.78 |       |
|                     |                    | 836.5              | 22.55 | 21.60 | 20.78 |       |
|                     |                    | 826.5              | 22.60 | 21.70 | 20.71 |       |
|                     | 25RB<br>(0)        | 846.5              | 22.57 | 21.56 | 20.77 |       |
|                     |                    | 836.5              | 22.56 | 21.56 | 20.79 |       |
|                     |                    | 826.5              | 22.58 | 21.68 | 20.64 |       |
|                     | 10 MHz             | 1RB<br>High (49)   | 844.0 | 23.53 | 22.51 | 21.40 |
|                     |                    |                    | 836.5 | 23.53 | 22.47 | 21.46 |
|                     |                    |                    | 829.0 | 23.58 | 22.90 | 21.77 |
|                     |                    | 1RB<br>Middle (24) | 844.0 | 23.65 | 22.66 | 21.57 |
| 836.5               |                    |                    | 23.62 | 22.58 | 21.64 |       |
| 829.0               |                    |                    | 23.71 | 23.06 | 21.72 |       |
| 1RB<br>Low (0)      |                    | 844.0              | 23.47 | 22.52 | 21.44 |       |
|                     |                    | 836.5              | 23.49 | 22.49 | 21.41 |       |
|                     |                    | 829.0              | 23.63 | 22.94 | 21.89 |       |
| 25RB<br>High (25)   |                    | 844.0              | 22.58 | 21.67 | 20.32 |       |
|                     |                    | 836.5              | 22.56 | 21.56 | 20.27 |       |
|                     |                    | 829.0              | 22.69 | 21.73 | 20.63 |       |
| 25RB<br>Middle (12) |                    | 844.0              | 22.65 | 21.71 | 20.38 |       |
|                     |                    | 836.5              | 22.60 | 21.63 | 20.38 |       |
|                     |                    | 829.0              | 22.66 | 21.68 | 20.56 |       |
| 25RB<br>Low (0)     |                    | 844.0              | 22.67 | 21.75 | 20.43 |       |
|                     |                    | 836.5              | 22.64 | 21.65 | 20.48 |       |
|                     |                    | 829.0              | 22.59 | 21.63 | 20.48 |       |
| 50RB<br>(0)         |                    | 844.0              | 22.64 | 21.69 | 20.37 |       |
|                     |                    | 836.5              | 22.57 | 21.58 | 20.58 |       |
|                     |                    | 829.0              | 22.65 | 21.70 | 20.47 |       |



| Band 7           |                      |                 |                           |                           |                           |       |
|------------------|----------------------|-----------------|---------------------------|---------------------------|---------------------------|-------|
| Bandwidth (MHz)  | RB allocation        | Frequency (MHz) | QPSK                      | 16QAM                     | 64QAM                     |       |
|                  | RB offset (Start RB) |                 | Actual output power (dBm) | Actual output power (dBm) | Actual output power (dBm) |       |
| 5 MHz            | 1RB High (24)        | 2567.5          | 22.53                     | 21.64                     | 20.84                     |       |
|                  |                      | 2535            | 22.71                     | 21.83                     | 21.04                     |       |
|                  |                      | 2502.5          | 22.75                     | 22.25                     | 21.26                     |       |
|                  | 1RB Middle (12)      | 2567.5          | 22.81                     | 21.91                     | 21.16                     |       |
|                  |                      | 2535            | 23.01                     | 22.11                     | 21.30                     |       |
|                  |                      | 2502.5          | 23.09                     | 22.56                     | 21.57                     |       |
|                  | 1RB Low (0)          | 2567.5          | 22.51                     | 21.63                     | 20.90                     |       |
|                  |                      | 2535            | 22.72                     | 21.81                     | 21.14                     |       |
|                  |                      | 2502.5          | 22.84                     | 22.34                     | 21.28                     |       |
|                  | 12RB High (13)       | 2567.5          | 21.59                     | 20.64                     | 19.79                     |       |
|                  |                      | 2535            | 21.75                     | 20.78                     | 20.01                     |       |
|                  |                      | 2502.5          | 21.92                     | 20.98                     | 20.22                     |       |
|                  | 12RB Middle (6)      | 2567.5          | 21.64                     | 20.67                     | 19.83                     |       |
|                  |                      | 2535            | 21.80                     | 20.84                     | 20.05                     |       |
|                  |                      | 2502.5          | 21.95                     | 21.07                     | 20.25                     |       |
|                  | 12RB Low (0)         | 2567.5          | 21.57                     | 20.58                     | 19.81                     |       |
|                  |                      | 2535            | 21.77                     | 20.80                     | 20.05                     |       |
|                  |                      | 2502.5          | 21.94                     | 21.00                     | 20.23                     |       |
|                  | 25RB (0)             | 2567.5          | 21.55                     | 20.51                     | 19.81                     |       |
|                  |                      | 2535            | 21.82                     | 20.74                     | 19.98                     |       |
|                  |                      | 2502.5          | 21.90                     | 20.95                     | 20.21                     |       |
|                  | 10 MHz               | 1RB High (49)   | 2565                      | 22.64                     | 21.59                     | 21.69 |
|                  |                      |                 | 2535                      | 22.75                     | 21.67                     | 21.09 |
|                  |                      |                 | 2505                      | 22.88                     | 22.21                     | 21.23 |
| 1RB Middle (24)  |                      | 2565            | 22.74                     | 21.71                     | 21.87                     |       |
|                  |                      | 2535            | 22.89                     | 21.81                     | 21.25                     |       |
|                  |                      | 2505            | 22.99                     | 22.38                     | 21.42                     |       |
| 1RB Low (0)      |                      | 2565            | 22.69                     | 21.66                     | 21.83                     |       |
|                  |                      | 2535            | 22.72                     | 21.64                     | 21.20                     |       |
|                  |                      | 2505            | 22.81                     | 22.24                     | 21.40                     |       |
| 25RB High (25)   |                      | 2565            | 21.58                     | 20.70                     | 19.86                     |       |
|                  |                      | 2535            | 21.72                     | 20.74                     | 19.98                     |       |
|                  |                      | 2505            | 21.92                     | 20.96                     | 20.24                     |       |
| 25RB Middle (12) |                      | 2565            | 21.60                     | 20.67                     | 19.82                     |       |
|                  |                      | 2535            | 21.74                     | 20.81                     | 20.01                     |       |
|                  |                      | 2505            | 21.94                     | 20.94                     | 20.24                     |       |
| 25RB Low (0)     |                      | 2565            | 21.58                     | 20.64                     | 19.85                     |       |
|                  |                      | 2535            | 21.77                     | 20.80                     | 20.06                     |       |
|                  |                      | 2505            | 21.85                     | 20.90                     | 20.21                     |       |
| 50RB (0)         |                      | 2565            | 21.58                     | 20.59                     | 19.86                     |       |
|                  |                      | 2535            | 21.71                     | 20.72                     | 20.03                     |       |
|                  |                      | 2505            | 21.92                     | 20.92                     | 20.21                     |       |
| 15 MHz           |                      | 1RB             | 2562.5                    | 22.59                     | 21.87                     | 20.84 |

|                        |                        |                       |        |       |       |       |
|------------------------|------------------------|-----------------------|--------|-------|-------|-------|
|                        | High (74)              | 2535                  | 22.68  | 22.01 | 21.01 |       |
|                        |                        | 2507.5                | 22.73  | 21.67 | 21.30 |       |
|                        | 1RB<br>Middle<br>(37)  | 2562.5                | 22.65  | 21.99 | 20.96 |       |
|                        |                        | 2535                  | 22.85  | 22.18 | 21.19 |       |
|                        | 1RB<br>Low (0)         | 2507.5                | 22.88  | 21.84 | 21.30 |       |
|                        |                        | 2562.5                | 22.65  | 21.94 | 20.99 |       |
|                        |                        | 2535                  | 22.74  | 22.04 | 21.20 |       |
|                        | 36RB<br>High (38)      | 2507.5                | 22.84  | 21.82 | 21.37 |       |
|                        |                        | 2562.5                | 21.65  | 20.67 | 19.82 |       |
|                        |                        | 2535                  | 21.78  | 20.70 | 19.97 |       |
|                        | 36RB<br>Middle<br>(19) | 2507.5                | 21.98  | 20.89 | 20.26 |       |
|                        |                        | 2562.5                | 21.65  | 20.70 | 19.83 |       |
|                        |                        | 2535                  | 21.83  | 20.75 | 20.02 |       |
|                        | 36RB<br>Low (0)        | 2507.5                | 21.98  | 20.90 | 20.18 |       |
|                        |                        | 2562.5                | 21.64  | 20.68 | 19.86 |       |
|                        |                        | 2535                  | 21.88  | 20.77 | 20.07 |       |
|                        | 75RB<br>(0)            | 2507.5                | 21.92  | 20.86 | 20.18 |       |
|                        |                        | 2562.5                | 21.65  | 20.66 | 19.82 |       |
|                        |                        | 2535                  | 21.83  | 20.75 | 20.00 |       |
|                        | 20 MHz                 | 1RB<br>High (99)      | 2507.5 | 21.97 | 20.91 | 20.23 |
|                        |                        |                       | 2560   | 22.39 | 21.84 | 20.78 |
|                        |                        |                       | 2535   | 22.54 | 22.12 | 20.88 |
|                        |                        | 1RB<br>Middle<br>(50) | 2510   | 22.70 | 22.17 | 21.18 |
|                        |                        |                       | 2560   | 22.88 | 22.22 | 21.09 |
|                        |                        |                       | 2535   | 22.90 | 22.42 | 21.18 |
|                        |                        | 1RB<br>Low (0)        | 2510   | 22.99 | 22.52 | 21.43 |
|                        |                        |                       | 2560   | 22.44 | 21.96 | 20.91 |
| 2535                   |                        |                       | 22.59  | 22.13 | 21.08 |       |
| 50RB<br>High (50)      |                        | 2510                  | 22.77  | 22.23 | 21.24 |       |
|                        |                        | 2560                  | 21.62  | 20.59 | 19.86 |       |
|                        |                        | 2535                  | 21.71  | 20.68 | 19.95 |       |
| 50RB<br>Middle<br>(25) |                        | 2510                  | 21.88  | 20.90 | 20.24 |       |
|                        |                        | 2560                  | 21.62  | 20.59 | 19.86 |       |
|                        |                        | 2535                  | 21.78  | 20.78 | 20.04 |       |
| 50RB<br>Low (0)        |                        | 2510                  | 21.90  | 20.89 | 20.18 |       |
|                        |                        | 2560                  | 21.61  | 20.59 | 19.86 |       |
|                        |                        | 2535                  | 21.78  | 20.78 | 20.10 |       |
| 100RB<br>(0)           |                        | 2510                  | 21.80  | 20.77 | 20.11 |       |
|                        |                        | 2560                  | 21.57  | 20.56 | 19.83 |       |
|                        |                        | 2535                  | 21.75  | 20.75 | 19.99 |       |
|                        |                        |                       | 2510   | 21.87 | 20.86 | 20.20 |

| Band 12         |                      |                 |                           |                           |                           |       |
|-----------------|----------------------|-----------------|---------------------------|---------------------------|---------------------------|-------|
| Bandwidth (MHz) | RB allocation        | Frequency (MHz) | QPSK                      | 16QAM                     | 64QAM                     |       |
|                 | RB offset (Start RB) |                 | Actual output power (dBm) | Actual output power (dBm) | Actual output power (dBm) |       |
| 1.4 MHz         | 1RB High (5)         | 715.3           | 23.83                     | 22.55                     | 21.87                     |       |
|                 |                      | 707.5           | 23.65                     | 22.67                     | 21.42                     |       |
|                 |                      | 699.7           | 23.72                     | 22.93                     | 21.36                     |       |
|                 | 1RB Middle (3)       | 715.3           | 23.92                     | 22.68                     | 22.01                     |       |
|                 |                      | 707.5           | 23.80                     | 22.83                     | 21.56                     |       |
|                 |                      | 699.7           | 23.89                     | 23.12                     | 21.48                     |       |
|                 | 1RB Low (0)          | 715.3           | 23.66                     | 22.57                     | 21.92                     |       |
|                 |                      | 707.5           | 23.60                     | 22.64                     | 21.40                     |       |
|                 |                      | 699.7           | 23.59                     | 22.95                     | 21.39                     |       |
|                 | 3RB High (3)         | 715.3           | 23.60                     | 22.74                     | 21.62                     |       |
|                 |                      | 707.5           | 23.69                     | 22.61                     | 21.41                     |       |
|                 |                      | 699.7           | 23.65                     | 22.80                     | 21.42                     |       |
|                 | 3RB Middle (1)       | 715.3           | 23.69                     | 22.79                     | 21.58                     |       |
|                 |                      | 707.5           | 23.75                     | 22.69                     | 21.49                     |       |
|                 |                      | 699.7           | 23.72                     | 22.84                     | 21.47                     |       |
|                 | 3RB Low (0)          | 715.3           | 23.64                     | 22.78                     | 21.52                     |       |
|                 |                      | 707.5           | 23.71                     | 22.63                     | 21.45                     |       |
|                 |                      | 699.7           | 23.72                     | 22.82                     | 21.43                     |       |
|                 | 6RB (0)              | 715.3           | 22.65                     | 21.80                     | 20.39                     |       |
|                 |                      | 707.5           | 22.68                     | 21.81                     | 20.33                     |       |
|                 |                      | 699.7           | 22.70                     | 21.63                     | 20.35                     |       |
|                 | 3 MHz                | 1RB High (14)   | 714.5                     | 23.82                     | 22.63                     | 21.68 |
|                 |                      |                 | 707.5                     | 23.71                     | 22.51                     | 21.39 |
|                 |                      |                 | 700.5                     | 23.72                     | 23.01                     | 21.37 |
|                 |                      | 1RB Middle (7)  | 714.5                     | 23.99                     | 22.81                     | 21.84 |
|                 |                      |                 | 707.5                     | 23.88                     | 22.69                     | 21.59 |
|                 |                      |                 | 700.5                     | 23.93                     | 23.19                     | 21.62 |
| 1RB Low (0)     |                      | 714.5           | 23.67                     | 22.66                     | 21.81                     |       |
|                 |                      | 707.5           | 23.65                     | 22.57                     | 21.39                     |       |
|                 |                      | 700.5           | 23.73                     | 22.98                     | 21.40                     |       |
| 8RB High (7)    |                      | 714.5           | 22.70                     | 21.75                     | 20.32                     |       |
|                 |                      | 707.5           | 22.61                     | 21.81                     | 20.33                     |       |
|                 |                      | 700.5           | 22.73                     | 21.82                     | 20.32                     |       |
| 8RB Middle (4)  |                      | 714.5           | 22.76                     | 21.77                     | 20.37                     |       |
|                 |                      | 707.5           | 22.67                     | 21.85                     | 20.37                     |       |
|                 |                      | 700.5           | 22.74                     | 21.85                     | 20.33                     |       |
| 8RB Low (0)     |                      | 714.5           | 22.68                     | 21.76                     | 20.35                     |       |
|                 |                      | 707.5           | 22.69                     | 21.84                     | 20.32                     |       |
|                 |                      | 700.5           | 22.68                     | 21.80                     | 20.29                     |       |
| 15RB (0)        |                      | 714.5           | 22.62                     | 21.67                     | 20.30                     |       |
|                 |                      | 707.5           | 22.62                     | 21.75                     | 20.30                     |       |
|                 |                      | 700.5           | 22.70                     | 21.76                     | 20.26                     |       |
| 5 MHz           |                      | 1RB High (24)   | 713.5                     | 23.56                     | 22.99                     | 21.56 |
|                 |                      |                 | 707.5                     | 23.51                     | 22.61                     | 21.30 |

|                     |                    |                  |       |       |       |       |
|---------------------|--------------------|------------------|-------|-------|-------|-------|
|                     | 1RB<br>Middle (12) | 701.5            | 23.55 | 22.71 | 21.24 |       |
|                     |                    | 713.5            | 23.74 | 23.22 | 21.90 |       |
|                     |                    | 707.5            | 23.78 | 22.86 | 21.65 |       |
|                     |                    | 701.5            | 23.80 | 22.93 | 21.56 |       |
|                     | 1RB<br>Low (0)     | 713.5            | 23.49 | 22.98 | 21.46 |       |
|                     |                    | 707.5            | 23.53 | 22.60 | 21.36 |       |
|                     |                    | 701.5            | 23.52 | 22.68 | 21.36 |       |
|                     | 12RB<br>High (13)  | 713.5            | 22.60 | 21.72 | 20.42 |       |
|                     |                    | 707.5            | 22.65 | 21.73 | 20.35 |       |
|                     |                    | 701.5            | 22.64 | 21.71 | 20.27 |       |
|                     | 12RB<br>Middle (6) | 713.5            | 22.65 | 21.73 | 20.45 |       |
|                     |                    | 707.5            | 22.70 | 21.75 | 20.33 |       |
|                     |                    | 701.5            | 22.70 | 21.77 | 20.36 |       |
|                     | 12RB<br>Low (0)    | 713.5            | 22.60 | 21.72 | 20.42 |       |
|                     |                    | 707.5            | 22.74 | 21.77 | 20.34 |       |
|                     |                    | 701.5            | 22.58 | 21.65 | 20.26 |       |
|                     | 25RB<br>(0)        | 713.5            | 22.61 | 21.70 | 20.29 |       |
|                     |                    | 707.5            | 22.68 | 21.67 | 20.33 |       |
|                     |                    | 701.5            | 22.60 | 21.64 | 20.26 |       |
|                     | 10 MHz             | 1RB<br>High (49) | 711   | 23.65 | 22.60 | 21.80 |
|                     |                    |                  | 707.5 | 23.65 | 22.49 | 21.35 |
| 704                 |                    |                  | 23.68 | 22.94 | 21.35 |       |
| 1RB<br>Middle (24)  |                    | 711              | 23.80 | 22.72 | 21.84 |       |
|                     |                    | 707.5            | 23.80 | 22.60 | 21.53 |       |
|                     |                    | 704              | 23.82 | 23.07 | 21.50 |       |
| 1RB<br>Low (0)      |                    | 711              | 23.62 | 22.60 | 21.52 |       |
|                     |                    | 707.5            | 23.61 | 22.49 | 21.37 |       |
|                     |                    | 704              | 23.70 | 22.91 | 21.51 |       |
| 25RB<br>High (25)   |                    | 711              | 22.66 | 21.80 | 20.30 |       |
|                     |                    | 707.5            | 22.71 | 21.76 | 20.40 |       |
|                     |                    | 704              | 22.65 | 21.68 | 20.26 |       |
| 25RB<br>Middle (12) |                    | 711              | 22.69 | 21.80 | 20.34 |       |
|                     |                    | 707.5            | 22.73 | 21.76 | 20.29 |       |
|                     |                    | 704              | 22.73 | 21.77 | 20.32 |       |
| 25RB<br>Low (0)     |                    | 711              | 22.63 | 21.75 | 20.32 |       |
|                     |                    | 707.5            | 22.79 | 21.82 | 20.43 |       |
|                     |                    | 704              | 22.70 | 21.72 | 20.41 |       |
| 50RB<br>(0)         |                    | 711              | 22.66 | 21.71 | 20.29 |       |
|                     |                    | 707.5            | 22.78 | 21.80 | 20.42 |       |
|                     |                    | 704              | 22.69 | 21.68 | 20.35 |       |

| Band 13         |                      |                 |                           |                           |                           |
|-----------------|----------------------|-----------------|---------------------------|---------------------------|---------------------------|
| Bandwidth (MHz) | RB allocation        | Frequency (MHz) | QPSK                      | 16QAM                     | 64QAM                     |
|                 | RB offset (Start RB) |                 | Actual output power (dBm) | Actual output power (dBm) | Actual output power (dBm) |
| 5 MHz           | 1RB High (24)        | 784.4           | 23.62                     | 22.78                     | 22.64                     |
|                 |                      | 782             | 23.62                     | 22.81                     | 22.28                     |
|                 |                      | 799.5           | 23.72                     | 23.14                     | 22.19                     |
|                 | 1RB Middle (12)      | 784.4           | 23.89                     | 22.99                     | 22.91                     |
|                 |                      | 782             | 23.90                     | 23.10                     | 22.58                     |
|                 |                      | 799.5           | 23.95                     | 23.38                     | 22.53                     |
|                 | 1RB Low (0)          | 784.4           | 23.67                     | 22.73                     | 22.76                     |
|                 |                      | 782             | 23.64                     | 22.84                     | 22.32                     |
|                 |                      | 799.5           | 23.72                     | 23.16                     | 22.29                     |
|                 | 12RB High (13)       | 784.4           | 22.71                     | 21.75                     | 21.70                     |
|                 |                      | 782             | 22.74                     | 21.78                     | 21.28                     |
|                 |                      | 799.5           | 22.85                     | 21.91                     | 21.29                     |
|                 | 12RB Middle (6)      | 784.4           | 22.84                     | 21.84                     | 21.79                     |
|                 |                      | 782             | 22.85                     | 21.86                     | 21.53                     |
|                 |                      | 799.5           | 22.85                     | 21.93                     | 21.32                     |
|                 | 12RB Low (0)         | 784.4           | 22.85                     | 21.81                     | 21.83                     |
|                 |                      | 782             | 22.79                     | 21.84                     | 21.62                     |
|                 |                      | 799.5           | 22.77                     | 21.84                     | 21.23                     |
|                 | 25RB (0)             | 784.4           | 22.76                     | 21.72                     | 21.66                     |
|                 |                      | 782             | 22.75                     | 21.77                     | 21.36                     |
|                 |                      | 799.5           | 22.76                     | 21.79                     | 21.24                     |
| 10 MHz          | 1RB High (49)        | 782             | 23.78                     | 23.05                     | 22.23                     |
|                 | 1RB Middle (24)      | 782             | 23.95                     | 23.25                     | 22.40                     |
|                 | 1RB Low (0)          | 782             | 23.82                     | 23.04                     | 22.36                     |
|                 | 25RB High (25)       | 782             | 22.77                     | 21.75                     | 21.18                     |
|                 | 25RB Middle (12)     | 782             | 22.86                     | 21.86                     | 21.31                     |
|                 | 25RB Low (0)         | 782             | 22.77                     | 21.76                     | 21.27                     |
|                 | 50RB (0)             | 782             | 22.76                     | 21.74                     | 21.26                     |

| Band 38         |                      |                 |                           |                           |                           |
|-----------------|----------------------|-----------------|---------------------------|---------------------------|---------------------------|
| Bandwidth (MHz) | RB allocation        | Frequency (MHz) | QPSK                      | 16QAM                     | 64QAM                     |
|                 | RB offset (Start RB) |                 | Actual output power (dBm) | Actual output power (dBm) | Actual output power (dBm) |
| 5 MHz           | 1RB High (24)        | 2617.5          | 22.42                     | 21.87                     | 20.82                     |
|                 |                      | 2595            | 22.43                     | 21.75                     | 20.80                     |
|                 |                      | 2572.5          | 22.53                     | 21.85                     | 20.66                     |
|                 | 1RB Middle (12)      | 2617.5          | 22.71                     | 22.15                     | 20.95                     |
|                 |                      | 2595            | 22.77                     | 22.09                     | 20.92                     |
|                 |                      | 2572.5          | 22.85                     | 22.14                     | 20.80                     |
|                 | 1RB Low (0)          | 2617.5          | 22.42                     | 21.89                     | 20.87                     |
|                 |                      | 2595            | 22.46                     | 21.73                     | 20.79                     |
|                 |                      | 2572.5          | 22.53                     | 21.81                     | 20.74                     |
|                 | 12RB High (13)       | 2617.5          | 21.58                     | 20.66                     | 19.97                     |
|                 |                      | 2595            | 21.62                     | 20.64                     | 19.94                     |
|                 |                      | 2572.5          | 21.61                     | 20.59                     | 19.80                     |
|                 | 12RB Middle (6)      | 2617.5          | 21.63                     | 20.69                     | 20.04                     |
|                 |                      | 2595            | 21.66                     | 20.71                     | 19.98                     |
|                 |                      | 2572.5          | 21.70                     | 20.66                     | 19.90                     |
|                 | 12RB Low (0)         | 2617.5          | 21.55                     | 20.59                     | 19.99                     |
|                 |                      | 2595            | 21.60                     | 20.64                     | 19.92                     |
|                 |                      | 2572.5          | 21.65                     | 20.61                     | 19.87                     |
|                 | 25RB (0)             | 2617.5          | 21.55                     | 20.57                     | 20.02                     |
|                 |                      | 2595            | 21.61                     | 20.61                     | 19.95                     |
|                 |                      | 2572.5          | 21.60                     | 20.66                     | 19.91                     |
| 10 MHz          | 1RB High (49)        | 2615            | 22.47                     | 21.99                     | 20.89                     |
|                 |                      | 2595            | 22.54                     | 21.91                     | 20.80                     |
|                 |                      | 2575            | 22.69                     | 22.07                     | 20.79                     |
|                 | 1RB Middle (24)      | 2615            | 22.59                     | 22.05                     | 21.04                     |
|                 |                      | 2595            | 22.64                     | 22.00                     | 20.99                     |
|                 |                      | 2575            | 22.80                     | 22.15                     | 20.91                     |
|                 | 1RB Low (0)          | 2615            | 22.57                     | 21.98                     | 20.94                     |
|                 |                      | 2595            | 22.53                     | 21.85                     | 20.86                     |
|                 |                      | 2575            | 22.70                     | 22.08                     | 20.89                     |
|                 | 25RB High (25)       | 2615            | 21.66                     | 20.66                     | 20.06                     |
|                 |                      | 2595            | 21.74                     | 20.71                     | 20.02                     |
|                 |                      | 2575            | 21.67                     | 20.63                     | 19.94                     |
|                 | 25RB Middle (12)     | 2615            | 21.66                     | 20.71                     | 20.10                     |
|                 |                      | 2595            | 21.71                     | 20.72                     | 20.04                     |
|                 |                      | 2575            | 21.71                     | 20.68                     | 19.97                     |
|                 | 25RB Low (0)         | 2615            | 21.63                     | 20.66                     | 20.06                     |
|                 |                      | 2595            | 21.71                     | 20.69                     | 20.04                     |
|                 |                      | 2575            | 21.68                     | 20.74                     | 19.99                     |
|                 | 50RB (0)             | 2615            | 21.59                     | 20.63                     | 20.02                     |
|                 |                      | 2595            | 21.65                     | 20.57                     | 19.98                     |
|                 |                      | 2575            | 21.70                     | 20.68                     | 19.92                     |
| 15 MHz          | 1RB                  | 2612.5          | 22.57                     | 21.95                     | 20.77                     |

|                        |                        |                       |        |       |       |       |
|------------------------|------------------------|-----------------------|--------|-------|-------|-------|
|                        | High (74)              | 2595                  | 22.48  | 21.83 | 20.78 |       |
|                        |                        | 2577.5                | 22.45  | 21.84 | 20.65 |       |
|                        | 1RB<br>Middle<br>(37)  | 2612.5                | 22.73  | 22.13 | 20.93 |       |
|                        |                        | 2595                  | 22.63  | 22.00 | 20.91 |       |
|                        | 1RB<br>Low (0)         | 2577.5                | 22.58  | 21.96 | 20.84 |       |
|                        |                        | 2612.5                | 22.59  | 22.02 | 20.88 |       |
|                        |                        | 2595                  | 22.53  | 21.92 | 20.84 |       |
|                        | 36RB<br>High (38)      | 2577.5                | 22.54  | 21.89 | 20.78 |       |
|                        |                        | 2612.5                | 21.60  | 20.56 | 19.90 |       |
|                        |                        | 2595                  | 21.64  | 20.65 | 19.87 |       |
|                        | 36RB<br>Middle<br>(19) | 2577.5                | 21.65  | 20.57 | 19.83 |       |
|                        |                        | 2612.5                | 21.62  | 20.62 | 19.92 |       |
|                        |                        | 2595                  | 21.69  | 20.70 | 19.89 |       |
|                        | 36RB<br>Low (0)        | 2577.5                | 21.67  | 20.66 | 19.84 |       |
|                        |                        | 2612.5                | 21.63  | 20.59 | 19.93 |       |
|                        |                        | 2595                  | 21.67  | 20.65 | 19.90 |       |
|                        | 75RB<br>(0)            | 2577.5                | 21.68  | 20.64 | 19.84 |       |
|                        |                        | 2612.5                | 21.62  | 20.63 | 19.92 |       |
|                        |                        | 2595                  | 21.66  | 20.64 | 19.89 |       |
|                        | 20 MHz                 | 1RB<br>High (99)      | 2577.5 | 21.65 | 20.64 | 19.85 |
|                        |                        |                       | 2610   | 22.61 | 21.71 | 20.71 |
|                        |                        |                       | 2595   | 22.66 | 21.62 | 20.71 |
|                        |                        | 1RB<br>Middle<br>(50) | 2580   | 22.64 | 21.52 | 20.67 |
|                        |                        |                       | 2610   | 22.89 | 21.96 | 21.01 |
|                        |                        |                       | 2595   | 22.91 | 21.86 | 20.99 |
|                        |                        | 1RB<br>Low (0)        | 2580   | 22.91 | 21.76 | 20.95 |
|                        |                        |                       | 2610   | 22.62 | 21.75 | 20.86 |
| 2595                   |                        |                       | 22.65  | 21.61 | 20.78 |       |
| 50RB<br>High (50)      |                        | 2580                  | 22.65  | 21.58 | 20.76 |       |
|                        |                        | 2610                  | 21.73  | 20.77 | 19.91 |       |
|                        |                        | 2595                  | 21.72  | 20.69 | 19.90 |       |
| 50RB<br>Middle<br>(25) |                        | 2580                  | 21.74  | 20.72 | 19.85 |       |
|                        |                        | 2610                  | 21.78  | 20.82 | 19.99 |       |
|                        |                        | 2595                  | 21.79  | 20.74 | 19.95 |       |
| 50RB<br>Low (0)        |                        | 2580                  | 21.79  | 20.82 | 19.91 |       |
|                        |                        | 2610                  | 21.70  | 20.75 | 19.97 |       |
|                        |                        | 2595                  | 21.78  | 20.75 | 19.91 |       |
| 100RB<br>(0)           |                        | 2580                  | 21.77  | 20.77 | 19.91 |       |
|                        |                        | 2610                  | 21.71  | 20.71 | 19.93 |       |
|                        |                        | 2595                  | 21.77  | 20.73 | 19.90 |       |
|                        |                        |                       | 2580   | 21.74 | 20.72 | 19.86 |

| Band 66         |                      |                 |                           |                           |                           |       |
|-----------------|----------------------|-----------------|---------------------------|---------------------------|---------------------------|-------|
| Bandwidth (MHz) | RB allocation        | Frequency (MHz) | QPSK                      | 16QAM                     | 64QAM                     |       |
|                 | RB offset (Start RB) |                 | Actual output power (dBm) | Actual output power (dBm) | Actual output power (dBm) |       |
| 1.4 MHz         | 1RB High (5)         | 1779.3          | 23.04                     | 22.18                     | 21.35                     |       |
|                 |                      | 1745            | 23.06                     | 22.47                     | 21.54                     |       |
|                 |                      | 1710.7          | 22.98                     | 22.11                     | 21.51                     |       |
|                 | 1RB Middle (3)       | 1779.3          | 23.19                     | 22.33                     | 21.53                     |       |
|                 |                      | 1745            | 23.22                     | 22.64                     | 21.64                     |       |
|                 |                      | 1710.7          | 23.23                     | 22.29                     | 21.62                     |       |
|                 | 1RB Low (0)          | 1779.3          | 23.00                     | 22.19                     | 21.41                     |       |
|                 |                      | 1745            | 23.09                     | 22.54                     | 21.53                     |       |
|                 |                      | 1710.7          | 22.99                     | 22.10                     | 21.54                     |       |
|                 | 3RB High (3)         | 1779.3          | 23.16                     | 22.15                     | 21.37                     |       |
|                 |                      | 1745            | 23.14                     | 22.46                     | 21.44                     |       |
|                 |                      | 1710.7          | 23.14                     | 22.34                     | 21.49                     |       |
|                 | 3RB Middle (1)       | 1779.3          | 23.21                     | 22.23                     | 21.50                     |       |
|                 |                      | 1745            | 23.23                     | 22.40                     | 21.53                     |       |
|                 |                      | 1710.7          | 23.21                     | 22.37                     | 21.54                     |       |
|                 | 3RB Low (0)          | 1779.3          | 23.13                     | 22.17                     | 21.43                     |       |
|                 |                      | 1745            | 23.20                     | 22.35                     | 21.50                     |       |
|                 |                      | 1710.7          | 23.16                     | 22.29                     | 21.55                     |       |
|                 | 6RB (0)              | 1779.3          | 22.09                     | 21.27                     | 20.35                     |       |
|                 |                      | 1745            | 22.10                     | 21.07                     | 20.33                     |       |
|                 |                      | 1710.7          | 22.15                     | 21.32                     | 20.33                     |       |
|                 | 3 MHz                | 1RB High (14)   | 1778.5                    | 23.08                     | 22.01                     | 21.44 |
|                 |                      |                 | 1745                      | 23.13                     | 22.54                     | 21.57 |
|                 |                      |                 | 1711.5                    | 23.03                     | 22.10                     | 21.52 |
| 1RB Middle (7)  |                      | 1778.5          | 23.21                     | 22.17                     | 21.64                     |       |
|                 |                      | 1745            | 23.27                     | 22.66                     | 21.61                     |       |
|                 |                      | 1711.5          | 23.24                     | 22.34                     | 21.74                     |       |
| 1RB Low (0)     |                      | 1778.5          | 23.03                     | 22.08                     | 21.42                     |       |
|                 |                      | 1745            | 23.11                     | 22.50                     | 21.44                     |       |
|                 |                      | 1711.5          | 23.09                     | 22.18                     | 21.56                     |       |
| 8RB High (7)    |                      | 1778.5          | 22.03                     | 21.19                     | 20.30                     |       |
|                 |                      | 1745            | 22.10                     | 21.27                     | 20.38                     |       |
|                 |                      | 1711.5          | 22.08                     | 21.16                     | 20.34                     |       |
| 8RB Middle (4)  |                      | 1778.5          | 22.14                     | 21.29                     | 20.33                     |       |
|                 |                      | 1745            | 22.12                     | 21.27                     | 20.37                     |       |
|                 |                      | 1711.5          | 22.17                     | 21.23                     | 20.40                     |       |
| 8RB Low (0)     |                      | 1778.5          | 22.08                     | 21.26                     | 20.34                     |       |
|                 |                      | 1745            | 22.09                     | 21.26                     | 20.36                     |       |
|                 |                      | 1711.5          | 22.10                     | 21.18                     | 20.34                     |       |
| 15RB (0)        |                      | 1778.5          | 22.12                     | 21.19                     | 20.24                     |       |
|                 |                      | 1745            | 22.13                     | 21.21                     | 20.30                     |       |



|        |                        |        |       |       |       |
|--------|------------------------|--------|-------|-------|-------|
|        |                        | 1711.5 | 22.07 | 21.10 | 20.28 |
| 5 MHz  | 1RB<br>High (24)       | 1777.5 | 22.90 | 22.10 | 21.35 |
|        |                        | 1745   | 22.98 | 22.52 | 21.46 |
|        |                        | 1712.5 | 22.89 | 22.06 | 21.34 |
|        |                        | 1777.5 | 23.18 | 22.40 | 21.59 |
|        | 1RB<br>Middle<br>(12)  | 1745   | 23.20 | 22.76 | 21.61 |
|        |                        | 1712.5 | 23.16 | 22.35 | 21.61 |
|        |                        | 1777.5 | 22.88 | 22.13 | 21.32 |
|        | 1RB<br>Low (0)         | 1745   | 22.93 | 22.48 | 21.45 |
|        |                        | 1712.5 | 22.89 | 22.08 | 21.54 |
|        |                        | 1777.5 | 22.03 | 21.16 | 20.31 |
|        | 12RB<br>High (13)      | 1745   | 22.04 | 21.26 | 20.33 |
|        |                        | 1712.5 | 22.07 | 21.14 | 20.35 |
|        |                        | 1777.5 | 22.10 | 21.22 | 20.34 |
|        | 12RB<br>Middle<br>(6)  | 1745   | 22.11 | 21.29 | 20.39 |
|        |                        | 1712.5 | 22.09 | 21.15 | 20.36 |
|        |                        | 1777.5 | 22.04 | 21.14 | 20.28 |
|        | 12RB<br>Low (0)        | 1745   | 22.04 | 21.26 | 20.34 |
|        |                        | 1712.5 | 21.99 | 21.10 | 20.29 |
|        |                        | 1777.5 | 22.05 | 21.15 | 20.26 |
|        | 25RB<br>(0)            | 1745   | 22.12 | 21.22 | 20.34 |
|        |                        | 1712.5 | 22.02 | 21.03 | 20.29 |
| 1775   |                        | 23.00  | 21.93 | 21.34 |       |
| 10 MHz | 1RB<br>High (49)       | 1745   | 23.00 | 22.46 | 21.57 |
|        |                        | 1715   | 22.94 | 21.98 | 21.44 |
|        |                        | 1775   | 23.05 | 22.19 | 21.56 |
|        | 1RB<br>Middle<br>(24)  | 1745   | 23.08 | 22.50 | 21.62 |
|        |                        | 1715   | 23.13 | 22.20 | 21.62 |
|        |                        | 1775   | 22.95 | 21.98 | 21.46 |
|        | 1RB<br>Low (0)         | 1745   | 22.93 | 22.35 | 21.42 |
|        |                        | 1715   | 22.97 | 22.05 | 21.54 |
|        |                        | 1775   | 22.02 | 21.20 | 20.39 |
|        | 25RB<br>High (25)      | 1745   | 22.02 | 21.17 | 20.38 |
|        |                        | 1715   | 22.06 | 21.22 | 20.41 |
|        |                        | 1775   | 21.99 | 21.16 | 20.34 |
|        | 25RB<br>Middle<br>(12) | 1745   | 22.06 | 21.21 | 20.39 |
|        |                        | 1715   | 22.01 | 21.17 | 20.32 |
|        |                        | 1775   | 21.98 | 21.14 | 20.28 |
|        | 25RB<br>Low (0)        | 1745   | 22.10 | 21.23 | 20.35 |
|        |                        | 1715   | 21.92 | 21.10 | 20.25 |
|        |                        | 1775   | 22.04 | 21.14 | 20.35 |
|        | 50RB<br>(0)            | 1745   | 22.10 | 21.21 | 20.35 |
|        |                        | 1715   | 22.04 | 21.14 | 20.35 |
|        |                        | 1772.5 | 22.87 | 21.84 | 21.42 |
| 15 MHz | 1RB<br>High (74)       | 1745   | 23.00 | 22.37 | 21.48 |
|        |                        | 1717.5 | 22.89 | 22.33 | 21.36 |
|        |                        | 1772.5 | 22.98 | 21.99 | 21.56 |
|        | 1RB<br>Middle          | 1745   | 23.07 | 22.45 | 21.50 |



|                        |                        |                       |       |       |       |       |
|------------------------|------------------------|-----------------------|-------|-------|-------|-------|
|                        | (37)                   | 1717.5                | 23.03 | 22.43 | 21.48 |       |
|                        | 1RB<br>Low (0)         | 1772.5                | 22.95 | 21.94 | 21.55 |       |
|                        |                        | 1745                  | 22.95 | 22.36 | 21.47 |       |
|                        |                        | 1717.5                | 22.96 | 22.38 | 21.54 |       |
|                        | 36RB<br>High (38)      | 1772.5                | 22.07 | 21.07 | 20.34 |       |
|                        |                        | 1745                  | 22.07 | 21.11 | 20.35 |       |
|                        |                        | 1717.5                | 22.05 | 21.02 | 20.31 |       |
|                        | 36RB<br>Middle<br>(19) | 1772.5                | 22.07 | 21.06 | 20.38 |       |
|                        |                        | 1745                  | 22.08 | 21.17 | 20.36 |       |
|                        |                        | 1717.5                | 22.03 | 20.99 | 20.30 |       |
|                        | 36RB<br>Low (0)        | 1772.5                | 21.99 | 21.05 | 20.26 |       |
|                        |                        | 1745                  | 22.08 | 21.16 | 20.37 |       |
|                        |                        | 1717.5                | 21.95 | 20.94 | 20.25 |       |
|                        | 75RB<br>(0)            | 1772.5                | 22.06 | 21.07 | 20.34 |       |
|                        |                        | 1745                  | 22.08 | 21.11 | 20.35 |       |
|                        |                        | 1717.5                | 22.02 | 21.01 | 20.28 |       |
|                        | <b>20 MHz</b>          | 1RB<br>High (99)      | 1770  | 22.80 | 22.29 | 21.25 |
|                        |                        |                       | 1745  | 22.90 | 22.38 | 21.33 |
|                        |                        |                       | 1720  | 22.89 | 22.35 | 21.23 |
|                        |                        | 1RB<br>Middle<br>(50) | 1770  | 23.15 | 22.63 | 21.61 |
|                        |                        |                       | 1745  | 23.16 | 22.58 | 21.65 |
|                        |                        |                       | 1720  | 23.13 | 22.65 | 21.52 |
|                        |                        | 1RB<br>Low (0)        | 1770  | 22.84 | 22.37 | 21.42 |
|                        |                        |                       | 1745  | 22.83 | 22.26 | 21.38 |
| 1720                   |                        |                       | 22.89 | 22.40 | 21.44 |       |
| 50RB<br>High (50)      |                        | 1770                  | 22.04 | 21.17 | 20.40 |       |
|                        |                        | 1745                  | 22.01 | 21.05 | 20.28 |       |
|                        |                        | 1720                  | 22.00 | 21.01 | 20.25 |       |
| 50RB<br>Middle<br>(25) |                        | 1770                  | 22.07 | 21.14 | 20.37 |       |
|                        |                        | 1745                  | 22.12 | 21.15 | 20.36 |       |
|                        |                        | 1720                  | 22.04 | 21.08 | 20.25 |       |
| 50RB<br>Low (0)        |                        | 1770                  | 22.00 | 21.06 | 20.24 |       |
|                        |                        | 1745                  | 22.19 | 21.19 | 20.42 |       |
|                        |                        | 1720                  | 21.83 | 20.93 | 20.09 |       |
| 100RB<br>(0)           |                        | 1770                  | 22.01 | 21.12 | 20.32 |       |
|                        |                        | 1745                  | 22.12 | 21.16 | 20.37 |       |
|                        |                        | 1720                  | 21.93 | 20.98 | 20.18 |       |

The conducted power measurement results of downlink LTE CA are as below :

| DL LTE CA Class | PCC       |                      |                |                  |                |                  |                |                | SCC      |                      |                | Power                    |                                 |         |
|-----------------|-----------|----------------------|----------------|------------------|----------------|------------------|----------------|----------------|----------|----------------------|----------------|--------------------------|---------------------------------|---------|
|                 | PC C Band | PCC Band width (MHz) | PCC UL RB size | PCC UL RB offset | PCC DL RB size | PCC DL RB offset | PCC UL Channel | PCC DL Channel | SCC Band | SCC Band width (MHz) | SCC DL Channel | Rel 8 L1E Tx Power (dBm) | Rel 10 DL LTE CA Tx Power (dBm) | Tune-up |
| 12A-66A         | 12        | 5                    | 1              | 12               | 25             | 0                | 23035          | 5035           | 66       | 20                   | 66886          | 23.97                    | 23.72                           | 25      |
| 12A-4A          | 12        | 5                    | 1              | 12               | 25             | 0                | 23035          | 5035           | 4        | 20                   | 2175           | 23.97                    | 23.57                           | 25      |
| 2A-28A          | 2         | 5                    | 1              | 12               | 25             | 0                | 18625          | 625            | 28       | 20                   | 9460           | 23.18                    | 22.89                           | 24.5    |
| 2A-5A           | 2         | 5                    | 1              | 12               | 25             | 0                | 18625          | 625            | 5        | 10                   | 2525           | 23.18                    | 22.93                           | 24.5    |
| 2A-7A           | 2         | 5                    | 1              | 12               | 25             | 0                | 18625          | 625            | 7        | 20                   | 3100           | 23.18                    | 22.85                           | 24.5    |
| 2C              | 2         | 20                   | 1              | 50               | 100            | 0                | 18700          | 700            | 2        | 20                   | 898            | 23.15                    | 22.80                           | 24.5    |
| 5A-66A          | 5         | 5                    | 1              | 12               | 25             | 0                | 20425          | 2425           | 66       | 20                   | 66886          | 23.73                    | 23.43                           | 24.5    |
| 5A-2A           | 5         | 5                    | 1              | 12               | 25             | 0                | 20425          | 2425           | 2        | 20                   | 900            | 23.73                    | 23.46                           | 25      |
| 5A-4A           | 5         | 5                    | 1              | 12               | 25             | 0                | 20425          | 2425           | 4        | 20                   | 2175           | 23.73                    | 23.40                           | 25      |
| 5A-1A           | 5         | 5                    | 1              | 12               | 25             | 0                | 20425          | 2425           | 1        | 20                   | 300            | 23.73                    | 23.42                           | 25      |
| 5A-3A           | 5         | 5                    | 1              | 12               | 25             | 0                | 20425          | 2425           | 3        | 20                   | 1575           | 23.73                    | 23.39                           | 25      |
| 5A-7A           | 5         | 5                    | 1              | 12               | 25             | 0                | 20425          | 2425           | 7        | 20                   | 3100           | 23.73                    | 23.28                           | 25      |
| 66A-66A         | 66        | 15                   | 1              | 37               | 75             | 0                | 132047         | 66511          | 66       | 20                   | 67236          | 23.22                    | 22.92                           | 24.5    |
| 66B             | 66        | 15                   | 1              | 37               | 75             | 0                | 132047         | 66511          | 66       | 5                    | 66604          | 23.22                    | 22.82                           | 24.5    |
| 66C             | 66        | 15                   | 1              | 37               | 75             | 0                | 132047         | 66511          | 66       | 15                   | 66661          | 23.22                    | 22.95                           | 24.5    |
| 66A-12A         | 66        | 15                   | 1              | 37               | 75             | 0                | 132047         | 66511          | 12       | 10                   | 5095           | 23.22                    | 22.91                           | 24.5    |
| 66A-5A          | 66        | 15                   | 1              | 37               | 75             | 0                | 132047         | 66511          | 5        | 10                   | 2525           | 23.22                    | 22.94                           | 24.5    |
| 7A-28A          | 7         | 5                    | 1              | 12               | 25             | 0                | 20775          | 2775           | 28       | 20                   | 9460           | 23.09                    | 22.28                           | 24      |
| 7A-7A           | 7         | 5                    | 1              | 12               | 25             | 0                | 20775          | 2775           | 7        | 20                   | 3350           | 23.09                    | 22.08                           | 24      |
| 7C              | 7         | 20                   | 1              | 50               | 100            | 0                | 20850          | 2850           | 7        | 20                   | 3048           | 22.99                    | 21.94                           | 24      |
| 7A-1A           | 7         | 5                    | 1              | 12               | 25             | 0                | 20775          | 2775           | 1        | 20                   | 300            | 23.09                    | 22.22                           | 24      |
| 7A-2A           | 7         | 5                    | 1              | 12               | 25             | 0                | 20775          | 2775           | 2        | 20                   | 900            | 23.09                    | 22.35                           | 24      |
| 7A-3A           | 7         | 5                    | 1              | 12               | 25             | 0                | 20775          | 2775           | 3        | 20                   | 1575           | 23.09                    | 22.24                           | 24      |
| 7A-4A           | 7         | 5                    | 1              | 12               | 25             | 0                | 20775          | 2775           | 4        | 20                   | 2175           | 23.09                    | 22.23                           | 24      |
| 7A-5A           | 7         | 5                    | 1              | 12               | 25             | 0                | 20775          | 2775           | 5        | 10                   | 2525           | 23.09                    | 22.11                           | 24      |

Note: Testing is not required in bands or modes not intended/allowed for US operation.



### 11.4 Wi-Fi and BT Measurement result

The maximum output power of BT is 7.25dBm.

The maximum tune up of BT is 9.5dBm.

The average conducted power for Wi-Fi is as following:

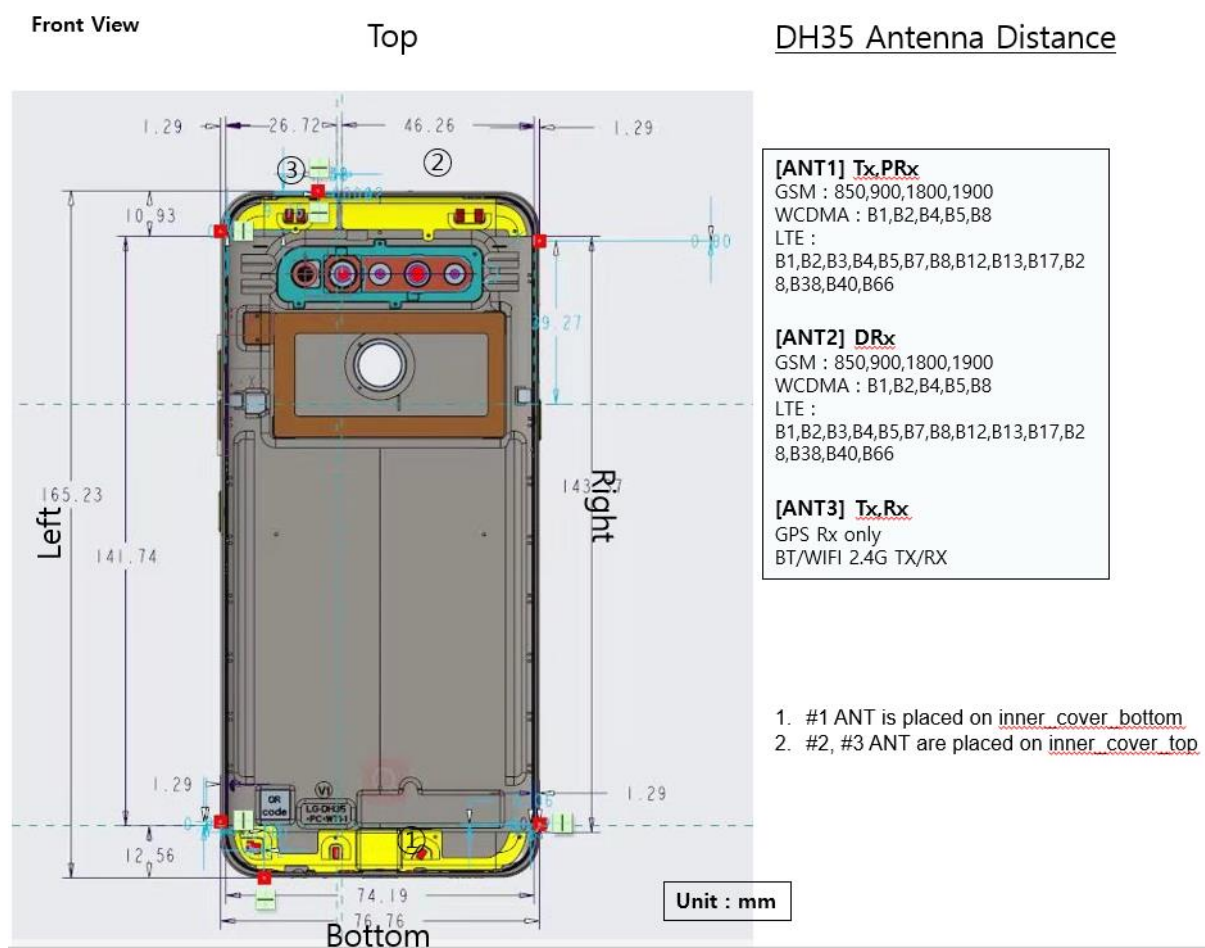
| FCC                |       |       |         |        |        |        |        |        |       |
|--------------------|-------|-------|---------|--------|--------|--------|--------|--------|-------|
| 802.11b(dBm)       |       |       |         |        |        |        |        |        |       |
| Channel\data rate  | 1Mbps | 2Mbps | 5.5Mbps | 11Mbps |        |        |        |        |       |
| 13(2472MHz)        | 5.88  |       |         |        |        |        |        |        |       |
| 12(2467MHz)        | 6.30  |       |         |        |        |        |        |        |       |
| Tune up            | 7.00  |       |         |        |        |        |        |        |       |
| 11(2462MHz)        | 17.62 | /     | /       | /      |        |        |        |        |       |
| 6(2437MHz)         | 18.21 | 18.20 | 18.29   | 18.22  |        |        |        |        |       |
| 1(2412MHz)         | 17.65 | /     | /       | /      |        |        |        |        |       |
| Tune up            | 19.00 | 19.00 | 19.00   | 19.00  |        |        |        |        |       |
| 802.11g(dBm)       |       |       |         |        |        |        |        |        |       |
| Channel\data rate  | 6Mbps | 9Mbps | 12Mbps  | 18Mbps | 24Mbps | 36Mbps | 48Mbps | 54Mbps |       |
| 13(2472MHz)        | 5.53  |       | /       | /      | /      | /      | /      | /      | /     |
| 12(2467MHz)        | 5.68  |       | /       | /      | /      | /      | /      | /      | /     |
| Tune up            | 6.50  |       |         |        |        |        |        |        |       |
| 11(2462MHz)        | 14.52 |       | /       | /      | /      | /      | /      | /      | /     |
| Tune up            | 16.50 |       |         |        |        |        |        |        |       |
| 6(2437MHz)         | 16.71 | 15.92 | 15.94   | 15.90  | 15.73  | 15.67  | 15.88  | 15.91  |       |
| Tune up            | 18.00 | 17.00 | 17.00   | 17.00  | 17.00  | 17.00  | 17.00  | 17.00  | 17.00 |
| 1(2412MHz)         | 14.97 |       |         |        |        |        |        |        |       |
| Tune up            | 16.50 |       |         |        |        |        |        |        |       |
| 802.11n(dBm)-20MHz |       |       |         |        |        |        |        |        |       |
| Channel\data rate  | MCS0  | MCS1  | MCS2    | MCS3   | MCS4   | MCS5   | MCS6   | MCS7   |       |
| 13(2472MHz)        | 5.50  | /     | /       | /      | /      | /      | 5.34   | /      |       |
| 12(2467MHz)        | 5.72  | /     | /       | /      | /      | /      | 5.68   | /      |       |
| Tune up            | 6.50  |       |         |        |        |        | 6.50   |        |       |
| 11(2462MHz)        | 13.37 | /     | /       | /      | /      | /      | 13.35  | /      |       |
| Tune up            | 15.00 |       |         |        |        |        | 15.00  |        |       |
| 6(2437MHz)         | 14.63 | 14.77 | 14.80   | 14.76  | 14.53  | 14.96  | 15.00  | 14.99  |       |
| Tune up            | 16.00 | 16.00 | 16.00   | 16.00  | 16.00  | 16.00  | 16.00  | 16.00  | 16.00 |
| 1(2412MHz)         | 13.76 |       |         |        |        |        | 13.76  |        |       |
| Tune up            | 15.00 |       |         |        |        |        | 15.00  |        |       |

## 12 Simultaneous TX SAR Considerations

### 12.1 Introduction

The following procedures adopted from “FCC SAR Considerations for Cell Phones with Multiple Transmitters” are applicable to handsets with built-in unlicensed transmitters such as 802.11 a/b/g and Bluetooth devices which may simultaneously transmit with the licensed transmitter. For this device, the BT and Wi-Fi can transmit simultaneous with other transmitters.

### 12.2 Transmit Antenna Separation Distances



Picture 12.1 Antenna Locations

### 12.3 SAR Measurement Positions

According to the KDB941225 D06 Hot Spot SAR v01, the edges with less than 2.5 cm distance to the antennas need to be tested for SAR.

| SAR measurement positions |       |      |           |            |          |             |
|---------------------------|-------|------|-----------|------------|----------|-------------|
| Mode                      | Front | Rear | Left edge | Right edge | Top edge | Bottom edge |
| Main antenna              | Yes   | Yes  | Yes       | Yes        | No       | Yes         |
| WLAN                      | Yes   | Yes  | Yes       | No         | Yes      | No          |

### 12.4 Standalone SAR Test Exclusion Considerations

Standalone 1-g head or body SAR evaluation by measurement or numerical simulation is not required when the corresponding SAR Exclusion Threshold condition, listed below, is satisfied. The 1-g SAR test exclusion threshold for 100 MHz to 6 GHz at test separation distances  $\leq 50$  mm are determined by:

$[(\text{max. power of channel, including tune-up tolerance, mW}) / (\text{min. test separation distance, mm})] \cdot [\sqrt{f(\text{GHz})}] \leq 3.0$  for 1-g SAR, where

- $f(\text{GHz})$  is the RF channel transmit frequency in GHz
- Power and distance are rounded to the nearest mW and mm before calculation
- The result is rounded to one decimal place for comparison

**Table 12.1: Standalone SAR test exclusion considerations**

| Band/Mode   | F(GHz) | Position | SAR test exclusion threshold(mW) | RF output power |      | SAR test exclusion |
|-------------|--------|----------|----------------------------------|-----------------|------|--------------------|
|             |        |          |                                  | dBm             | mW   |                    |
| Bluetooth   | 2.441  | Head     | 9.60                             | 9.5             | 8.91 | Yes                |
|             |        | Body     | 19.20                            | 9.5             | 8.91 | Yes                |
| 2.4GHz WLAN | 2.45   | Head     | 9.58                             | 19              | 79   | No                 |
|             |        | Body     | 19.17                            | 19              | 79   | No                 |

### 13 Evaluation of Simultaneous

**Table 13.1: The sum of reported SAR values for main antenna and WiFi**

|                                     | Position                | Main antenna | WiFi | Sum         |
|-------------------------------------|-------------------------|--------------|------|-------------|
| Highest reported SAR value for Head | Right hand, Touch cheek | 0.30         | 0.53 | <b>0.83</b> |
| Highest reported SAR value for Body | Rear 10mm               | 0.66         | 0.20 | <b>0.86</b> |

**Table 13.2: The sum of reported SAR values for main antenna and BT**

|                                     | Position                | Main antenna | BT                  | Sum         |
|-------------------------------------|-------------------------|--------------|---------------------|-------------|
| Maximum reported SAR value for Head | Right hand, Touch cheek | 0.30         | 0.37 <sup>[1]</sup> | <b>0.67</b> |
| Maximum reported SAR value for Body | Rear 10mm               | 0.66         | 0.19 <sup>[1]</sup> | <b>0.85</b> |

[1] - Estimated SAR for Bluetooth (see the table 13.3)

**Table 13.3: Estimated SAR for Bluetooth**

| Mode/Band | F (GHz) | Position | Distance (mm) | Upper limit of power * |     | Estimated <sub>1g</sub> (W/kg) |
|-----------|---------|----------|---------------|------------------------|-----|--------------------------------|
|           |         |          |               | dBm                    | mW  |                                |
| Bluetooth | 2.441   | Head     | 5             | 9.5                    | 8.9 | 0.37                           |
| Bluetooth | 2.441   | Body     | 10            | 9.5                    | 8.9 | 0.19                           |

\* - Maximum possible output power declared by manufacturer

When standalone SAR test exclusion applies to an antenna that transmits simultaneously with other antennas, the standalone SAR must be estimated according to following to determine simultaneous transmission SAR test exclusion:

(max. power of channel, including tune-up tolerance, mW)/(min. test separation distance,mm)]·[√f(GHz)/x] W/kg for test separation distances ≤ 50 mm;  
where x = 7.5 for 1-g SAR.

When the minimum test separation distance is < 5 mm, a distance of 5 mm is applied to determine SAR test exclusion

#### Conclusion:

According to the above tables, the sum of reported SAR values is < 1.6W/kg. So the simultaneous transmission SAR with volume scans is not required.

## 14 SAR Test Result

It is determined by user manual for the distance between the EUT and the phantom bottom. The distance is 10 mm or 15mm and just applied to the condition of body worn accessory.

It is performed for all SAR measurements with area scan based 1-g SAR estimation (Fast SAR). A zoom scan measurement is added when the estimated 1-gSAR is the highest measured SAR in each exposure configuration, wireless mode and frequency band combination or more than 1.2W/kg.

The calculated SAR is obtained by the following formula:

$$\text{Reported SAR} = \text{Measured SAR} \times 10^{(P_{\text{Target}} - P_{\text{Measured}})/10}$$

Where  $P_{\text{Target}}$  is the power of manufacturing upper limit;

$P_{\text{Measured}}$  is the measured power in chapter 11.

**Table 14.1: Duty Cycle**

| <b>Mode</b>                | <b>Duty Cycle</b> |
|----------------------------|-------------------|
| Speech for GSM850/1900     | 1:2               |
| GPRS&EGPRS for GSM850/1900 | 1:2               |
| WCDMA&LTE FDD              | 1:1               |
| LTE TDD                    | 1:1.58            |



### 14.1 SAR results for Fast SAR

**Table 14.1-1: SAR Values (GSM 850 MHz Band - Head)**

| Ambient Temperature: 22.9°C |       |       |               |            |                       | Liquid Temperature: 22.5°C |                          |                          |                         |                         |                  |
|-----------------------------|-------|-------|---------------|------------|-----------------------|----------------------------|--------------------------|--------------------------|-------------------------|-------------------------|------------------|
| Frequency                   |       | Side  | Test Position | Figure No. | Conducted Power (dBm) | Max. tune-up Power (dBm)   | Measured SAR(10g) (W/kg) | Reported SAR(10g) (W/kg) | Measured SAR(1g) (W/kg) | Reported SAR(1g) (W/kg) | Power Drift (dB) |
| Ch.                         | MHz   |       |               |            |                       |                            |                          |                          |                         |                         |                  |
| 190                         | 836.6 | Left  | Touch         | /          | 27.87                 | 28.50                      | 0.071                    | <b>0.08</b>              | 0.091                   | <b>0.11</b>             | -0.04            |
| 190                         | 836.6 | Left  | Tilt          | /          | 27.87                 | 28.50                      | 0.053                    | <b>0.06</b>              | 0.066                   | <b>0.08</b>             | -0.08            |
| 251                         | 848.8 | Right | Touch         | Fig.1      | 27.95                 | 28.50                      | 0.114                    | <b>0.13</b>              | 0.147                   | <b>0.17</b>             | 0.10             |
| 190                         | 836.6 | Right | Touch         | /          | 27.87                 | 28.50                      | 0.083                    | <b>0.10</b>              | 0.108                   | <b>0.12</b>             | 0.05             |
| 128                         | 824.2 | Right | Touch         | /          | 27.80                 | 28.50                      | 0.061                    | <b>0.07</b>              | 0.078                   | <b>0.09</b>             | -0.08            |
| 190                         | 836.6 | Right | Tilt          | /          | 27.87                 | 28.50                      | 0.052                    | <b>0.06</b>              | 0.064                   | <b>0.07</b>             | -0.02            |
| 251                         | 848.8 | Right | Touch         | S          | 27.95                 | 28.50                      | 0.103                    | <b>0.12</b>              | 0.127                   | <b>0.14</b>             | 0.08             |

Note: the head SAR of GSM850 is tested with GPRS (4Txslots) mode because of VoIP.

**Table 14.1-2: SAR Values (GSM 850 MHz Band - Body)**

| Ambient Temperature: 22.9°C |       |                            |               |            |                       | Liquid Temperature: 22.5°C |                          |                          |                         |                         |                  |
|-----------------------------|-------|----------------------------|---------------|------------|-----------------------|----------------------------|--------------------------|--------------------------|-------------------------|-------------------------|------------------|
| Frequency                   |       | Mode (number of timeslots) | Test Position | Figure No. | Conducted Power (dBm) | Max. tune-up Power (dBm)   | Measured SAR(10g) (W/kg) | Reported SAR(10g) (W/kg) | Measured SAR(1g) (W/kg) | Reported SAR(1g) (W/kg) | Power Drift (dB) |
| Ch.                         | MHz   |                            |               |            |                       |                            |                          |                          |                         |                         |                  |
| 190                         | 836.6 | GPRS (4)                   | Front         | /          | 27.87                 | 28.50                      | 0.034                    | <b>0.04</b>              | 0.060                   | <b>0.07</b>             | 0.00             |
| 251                         | 848.8 | GPRS (4)                   | Rear          | Fig.2      | 27.95                 | 28.50                      | 0.112                    | <b>0.13</b>              | 0.184                   | <b>0.21</b>             | 0.12             |
| 190                         | 836.6 | GPRS (4)                   | Rear          | /          | 27.87                 | 28.50                      | 0.083                    | <b>0.10</b>              | 0.138                   | <b>0.16</b>             | -0.04            |
| 128                         | 824.2 | GPRS (4)                   | Rear          | /          | 27.80                 | 28.50                      | 0.055                    | <b>0.06</b>              | 0.091                   | <b>0.11</b>             | 0.10             |
| 190                         | 836.6 | GPRS (4)                   | Left          | /          | 27.87                 | 28.50                      | 0.024                    | <b>0.03</b>              | 0.034                   | <b>0.04</b>             | -0.08            |
| 190                         | 836.6 | GPRS (4)                   | Right         | /          | 27.87                 | 28.50                      | 0.043                    | <b>0.05</b>              | 0.061                   | <b>0.07</b>             | 0.07             |
| 190                         | 836.6 | GPRS (4)                   | Bottom        | /          | 27.87                 | 28.50                      | 0.020                    | <b>0.02</b>              | 0.040                   | <b>0.05</b>             | 0.02             |
| 251                         | 848.8 | EGPRS (4)                  | Rear          | /          | 27.80                 | 28.50                      | 0.166                    | <b>0.20</b>              | 0.171                   | <b>0.20</b>             | -0.01            |
| 251                         | 848.8 | GPRS (4)                   | Rear          | S          | 27.95                 | 28.50                      | 0.097                    | <b>0.11</b>              | 0.162                   | <b>0.18</b>             | 0.03             |

Note: The distance between the EUT and the phantom bottom is 10mm.

**Table 14.1-3: SAR Values (GSM 1900 MHz Band - Head)**

| Ambient Temperature: 22.9°C |        |      |               |            |                       | Liquid Temperature: 22.5°C |                          |                          |                         |                         |                  |
|-----------------------------|--------|------|---------------|------------|-----------------------|----------------------------|--------------------------|--------------------------|-------------------------|-------------------------|------------------|
| Frequency                   |        | Side | Test Position | Figure No. | Conducted Power (dBm) | Max. tune-up Power (dBm)   | Measured SAR(10g) (W/kg) | Reported SAR(10g) (W/kg) | Measured SAR(1g) (W/kg) | Reported SAR(1g) (W/kg) | Power Drift (dB) |
| Ch.                         | MHz    |      |               |            |                       |                            |                          |                          |                         |                         |                  |
| 810                         | 1909.8 | Left | Touch         | /          | 24.38                 | 25.50                      | 0.079                    | <b>0.10</b>              | 0.123                   | <b>0.16</b>             | -0.05            |
| 661                         | 1880   | Left | Touch         | Fig.3      | 24.40                 | 25.50                      | 0.098                    | <b>0.13</b>              | 0.154                   | <b>0.20</b>             | 0.11             |
| 512                         | 1850.2 | Left | Touch         | /          | 24.49                 | 25.50                      | 0.087                    | <b>0.11</b>              | 0.135                   | <b>0.17</b>             | 0.01             |
| 661                         | 1880   | Left | Tilt          | /          | 24.40                 | 25.50                      | 0.061                    | <b>0.08</b>              | 0.094                   | <b>0.12</b>             | 0.06             |

|     |      |       |       |   |       |       |       |             |       |             |       |
|-----|------|-------|-------|---|-------|-------|-------|-------------|-------|-------------|-------|
| 661 | 1880 | Right | Touch | / | 24.40 | 25.50 | 0.080 | <b>0.10</b> | 0.129 | <b>0.17</b> | -0.11 |
| 661 | 1880 | Right | Tilt  | / | 24.40 | 25.50 | 0.051 | <b>0.07</b> | 0.084 | <b>0.11</b> | 0.00  |
| 661 | 1880 | Left  | Touch | S | 24.40 | 25.50 | 0.073 | <b>0.09</b> | 0.131 | <b>0.17</b> | 0.04  |

Note: the head SAR of GSM1900 is tested with GPRS (4Txslots) mode because of VoIP.

**Table 14.1-4: SAR Values (GSM 1900 MHz Band - Body)**

| Frequency  |        | Mode<br>(number of<br>timeslots) | Test<br>Position | Figure<br>No. | Conducted<br>Power<br>(dBm) | Max. tune-up<br>Power (dBm) | Measured<br>SAR(10g)<br>(W/kg) | Reported<br>SAR(10g)<br>(W/kg) | Measured<br>SAR(1g)<br>(W/kg) | Reported<br>SAR(1g)<br>(W/kg) | Power<br>Drift<br>(dB) |
|--|--------|----------------------------------|------------------|---------------|-----------------------------|-----------------------------|--------------------------------|--------------------------------|-------------------------------|-------------------------------|------------------------|
| Ch.  | MHz    |                                  |                  |               |                             |                             |                                |                                |                               |                               |                        |
| Ambient Temperature: 22.9 °C      Liquid Temperature: 22.5°C |        |                                  |                  |               |                             |                             |                                |                                |                               |                               |                        |
| 661  | 1880   | GPRS (4)                         | Front            | /             | 24.40                       | 25.50                       | 0.142                          | <b>0.18</b>                    | 0.243                         | <b>0.31</b>                   | 0.12                   |
| 810  | 1909.8 | GPRS (4)                         | Rear             | /             | 24.38                       | 25.50                       | 0.210                          | <b>0.27</b>                    | 0.369                         | <b>0.48</b>                   | -0.13                  |
| 661  | 1880   | GPRS (4)                         | Rear             | Fig.4         | 24.40                       | 25.50                       | 0.242                          | <b>0.31</b>                    | 0.432                         | <b>0.56</b>                   | -0.12                  |
| 512  | 1850.2 | GPRS (4)                         | Rear             | /             | 24.49                       | 25.50                       | 0.220                          | <b>0.28</b>                    | 0.406                         | <b>0.51</b>                   | -0.11                  |
| 661  | 1880   | GPRS (4)                         | Left             | /             | 24.40                       | 25.50                       | 0.106                          | <b>0.14</b>                    | 0.183                         | <b>0.24</b>                   | 0.12                   |
| 661  | 1880   | GPRS (4)                         | Right            | /             | 24.40                       | 25.50                       | 0.061                          | <b>0.08</b>                    | 0.098                         | <b>0.13</b>                   | 0.02                   |
| 661  | 1880   | GPRS (4)                         | Bottom           | /             | 24.40                       | 25.50                       | 0.148                          | <b>0.19</b>                    | 0.255                         | <b>0.33</b>                   | 0.03                   |
| 661  | 1880   | EGPRS (4)                        | Rear             | /             | 24.44                       | 25.50                       | 0.213                          | <b>0.27</b>                    | 0.371                         | <b>0.47</b>                   | 0.03                   |
| 661  | 1880   | GPRS (4)                         | Rear             | S             | 24.40                       | 25.50                       | 0.217                          | <b>0.28</b>                    | 0.403                         | <b>0.52</b>                   | 0.08                   |

Note1: The distance between the EUT and the phantom bottom is 10mm

**Table 14.1-5: SAR Values (WCDMA 1900 MHz Band - Head)**

| Frequency  |        | Side  | Test<br>Position | Figure<br>No. | Conducted<br>Power<br>(dBm) | Max. tune-up<br>Power (dBm) | Measured<br>SAR(10g)<br>(W/kg) | Reported<br>SAR(10g)<br>(W/kg) | Measured<br>SAR(1g)<br>(W/kg) | Reported<br>SAR(1g)<br>(W/kg) | Power<br>Drift<br>(dB) |
|--|--------|-------|------------------|---------------|-----------------------------|-----------------------------|--------------------------------|--------------------------------|-------------------------------|-------------------------------|------------------------|
| Ch.  | MHz    |       |                  |               |                             |                             |                                |                                |                               |                               |                        |
| Ambient Temperature: 22.9 °C      Liquid Temperature: 22.5°C |        |       |                  |               |                             |                             |                                |                                |                               |                               |                        |
| 9800   | 1880   | Left  | Touch            | /             | 22.95                       | 24.50                       | 0.099                          | <b>0.14</b>                    | 0.155                         | <b>0.22</b>                   | 0.00                   |
| 9800   | 1880   | Left  | Tilt             | /             | 22.95                       | 24.50                       | 0.074                          | <b>0.11</b>                    | 0.118                         | <b>0.17</b>                   | 0.12                   |
| 9938   | 1907.6 | Right | Touch            | Fig.5         | 22.93                       | 24.50                       | 0.123                          | <b>0.18</b>                    | 0.206                         | <b>0.30</b>                   | 0.11                   |
| 9800   | 1880   | Right | Touch            | /             | 22.95                       | 24.50                       | 0.114                          | <b>0.16</b>                    | 0.191                         | <b>0.27</b>                   | 0.00                   |
| 9662   | 1852.4 | Right | Touch            | /             | 22.97                       | 24.50                       | 0.105                          | <b>0.15</b>                    | 0.176                         | <b>0.25</b>                   | -0.11                  |
| 9800   | 1880   | Right | Tilt             | /             | 22.95                       | 24.50                       | 0.058                          | <b>0.08</b>                    | 0.093                         | <b>0.13</b>                   | -0.05                  |
| 9938   | 1907.6 | Right | Touch            | S             | 22.93                       | 24.50                       | 0.105                          | <b>0.15</b>                    | 0.186                         | <b>0.27</b>                   | 0.07                   |

**Table 14.1-6: SAR Values (WCDMA 1900 MHz Band - Body)**

| Frequency  |        | Test<br>Position | Figure<br>No. | Conducted<br>Power<br>(dBm) | Max. tune-up<br>Power (dBm) | Measured<br>SAR(10g)<br>(W/kg) | Reported<br>SAR(10g)<br>(W/kg) | Measured<br>SAR(1g)<br>(W/kg) | Reported<br>SAR(1g)<br>(W/kg) | Power<br>Drift<br>(dB) |
|--|--------|------------------|---------------|-----------------------------|-----------------------------|--------------------------------|--------------------------------|-------------------------------|-------------------------------|------------------------|
| Ch.  | MHz    |                  |               |                             |                             |                                |                                |                               |                               |                        |
| Ambient Temperature: 22.9 °C      Liquid Temperature: 22.5°C |        |                  |               |                             |                             |                                |                                |                               |                               |                        |
| 9800   | 1880   | Front            | /             | 22.95                       | 24.50                       | 0.140                          | <b>0.20</b>                    | 0.240                         | <b>0.34</b>                   | -0.07                  |
| 9938   | 1907.6 | Rear             | Fig.6         | 22.93                       | 24.50                       | 0.256                          | <b>0.37</b>                    | 0.451                         | <b>0.65</b>                   | 0.03                   |
| 9800   | 1880   | Rear             | /             | 22.95                       | 24.50                       | 0.215                          | <b>0.31</b>                    | 0.381                         | <b>0.54</b>                   | -0.04                  |
| 9662   | 1852.4 | Rear             |               | 22.97                       | 24.50                       | 0.220                          | <b>0.31</b>                    | 0.395                         | <b>0.56</b>                   | -0.08                  |

|      |        |        |   |       |       |       |             |       |             |       |
|------|--------|--------|---|-------|-------|-------|-------------|-------|-------------|-------|
| 9800 | 1880   | Left   | / | 22.95 | 24.50 | 0.092 | <b>0.13</b> | 0.163 | <b>0.23</b> | -0.04 |
| 9800 | 1880   | Right  | / | 22.95 | 24.50 | 0.056 | <b>0.08</b> | 0.091 | <b>0.13</b> | 0.01  |
| 9800 | 1880   | Bottom | / | 22.95 | 24.50 | 0.134 | <b>0.19</b> | 0.229 | <b>0.33</b> | -0.09 |
| 9938 | 1907.6 | Rear   | S | 22.93 | 24.50 | 0.227 | <b>0.33</b> | 0.423 | <b>0.61</b> | 0.05  |

Note1: The distance between the EUT and the phantom bottom is 10mm

**Table 14.1-7: SAR Values (WCDMA 1700 MHz Band - Head)**

| Ambient Temperature: 22.9 °C      Liquid Temperature: 22.5°C |        |       |               |            |                       |                          |                          |                          |                         |                         |                  |
|--|--------|-------|---------------|------------|-----------------------|--------------------------|--------------------------|--------------------------|-------------------------|-------------------------|------------------|
| Frequency  |        | Side  | Test Position | Figure No. | Conducted Power (dBm) | Max. tune-up Power (dBm) | Measured SAR(10g) (W/kg) | Reported SAR(10g) (W/kg) | Measured SAR(1g) (W/kg) | Reported SAR(1g) (W/kg) | Power Drift (dB) |
| Ch.  | MHz    |       |               |            |                       |                          |                          |                          |                         |                         |                  |
| 1513   | 1752.6 | Left  | Touch         | Fig.7      | 23.01                 | 24.50                    | 0.103                    | <b>0.15</b>              | 0.157                   | <b>0.22</b>             | 0.09             |
| 1412   | 1732.4 | Left  | Touch         | /          | 23.06                 | 24.50                    | 0.098                    | <b>0.14</b>              | 0.149                   | <b>0.21</b>             | -0.11            |
| 1312   | 1712.4 | Left  | Touch         |            | 23.03                 | 24.50                    | 0.098                    | <b>0.14</b>              | 0.150                   | <b>0.21</b>             | -0.13            |
| 1412   | 1732.4 | Left  | Tilt          | /          | 23.06                 | 24.50                    | 0.060                    | <b>0.08</b>              | 0.090                   | <b>0.13</b>             | -0.12            |
| 1412   | 1732.4 | Right | Touch         | /          | 23.06                 | 24.50                    | 0.060                    | <b>0.08</b>              | 0.092                   | <b>0.13</b>             | 0.11             |
| 1412   | 1732.4 | Right | Tilt          | /          | 23.06                 | 24.50                    | 0.042                    | <b>0.06</b>              | 0.068                   | <b>0.09</b>             | -0.05            |
| 1513   | 1752.6 | Left  | Touch         | S          | 23.01                 | 24.50                    | 0.091                    | <b>0.13</b>              | 0.134                   | <b>0.19</b>             | 0.02             |

**Table 14.1-8: SAR Values (WCDMA 1700 MHz Band - Body)**

| Ambient Temperature: 22.9 °C      Liquid Temperature: 22.5°C |        |               |            |                       |                          |                          |                          |                         |                         |                  |  |
|--|--------|---------------|------------|-----------------------|--------------------------|--------------------------|--------------------------|-------------------------|-------------------------|------------------|--|
| Frequency  |        | Test Position | Figure No. | Conducted Power (dBm) | Max. tune-up Power (dBm) | Measured SAR(10g) (W/kg) | Reported SAR(10g) (W/kg) | Measured SAR(1g) (W/kg) | Reported SAR(1g) (W/kg) | Power Drift (dB) |  |
| Ch.  | MHz    |               |            |                       |                          |                          |                          |                         |                         |                  |  |
| 1412   | 1732.5 | Front         | /          | 23.06                 | 24.50                    | 0.097                    | <b>0.14</b>              | 0.154                   | <b>0.21</b>             | -0.12            |  |
| 1513   | 1752.6 | Rear          | /          | 23.01                 | 24.50                    | 0.191                    | <b>0.27</b>              | 0.343                   | <b>0.48</b>             | 0.08             |  |
| 1412   | 1732.5 | Rear          | Fig.8      | 23.06                 | 24.50                    | 0.202                    | <b>0.28</b>              | 0.351                   | <b>0.49</b>             | 0.03             |  |
| 1312   | 1712.4 | Rear          | /          | 23.03                 | 24.50                    | 0.186                    | <b>0.26</b>              | 0.339                   | <b>0.48</b>             | 0.10             |  |
| 1412   | 1732.5 | Left          | /          | 23.06                 | 24.50                    | 0.092                    | <b>0.13</b>              | 0.160                   | <b>0.22</b>             | -0.03            |  |
| 1412   | 1732.5 | Right         | /          | 23.06                 | 24.50                    | 0.050                    | <b>0.07</b>              | 0.082                   | <b>0.11</b>             | 0.06             |  |
| 1412   | 1732.5 | Bottom        | /          | 23.06                 | 24.50                    | 0.127                    | <b>0.18</b>              | 0.212                   | <b>0.30</b>             | 0.02             |  |
| 1412   | 1732.5 | Rear          | S          | 23.06                 | 24.50                    | 0.186                    | <b>0.26</b>              | 0.326                   | <b>0.45</b>             | 0.04             |  |

Note1: The distance between the EUT and the phantom bottom is 10mm

**Table 14.1-9: SAR Values (WCDMA 850 MHz Band - Head)**

| Frequency   |       | Side  | Test Position | Figure No. | Conducted Power (dBm) | Max. tune-up Power (dBm) | Measured SAR(10g) (W/kg) | Reported SAR(10g) (W/kg) | Measured SAR(1g) (W/kg) | Reported SAR(1g) (W/kg) | Power Drift (dB) |
|---|-------|-------|---------------|------------|-----------------------|--------------------------|--------------------------|--------------------------|-------------------------|-------------------------|------------------|
| Ch.   | MHz   |       |               |            |                       |                          |                          |                          |                         |                         |                  |
| Ambient Temperature: 22.9°C      Liquid Temperature: 22.5°C |       |       |               |            |                       |                          |                          |                          |                         |                         |                  |
| 4182  | 836.4 | Left  | Touch         | /          | 23.61                 | 25.00                    | 0.117                    | <b>0.16</b>              | 0.153                   | <b>0.21</b>             | -0.09            |
| 4182  | 836.4 | Left  | Tilt          | /          | 23.61                 | 25.00                    | 0.059                    | <b>0.08</b>              | 0.076                   | <b>0.10</b>             | 0.08             |
| 4233  | 846.6 | Right | Touch         | Fig.9      | 23.71                 | 25.00                    | 0.151                    | <b>0.20</b>              | 0.198                   | <b>0.27</b>             | 0.06             |
| 4182  | 836.4 | Right | Touch         | /          | 23.61                 | 25.00                    | 0.142                    | <b>0.20</b>              | 0.188                   | <b>0.26</b>             | 0.02             |
| 4132  | 826.4 | Right | Touch         |            | 23.66                 | 25.00                    | 0.142                    | <b>0.19</b>              | 0.187                   | <b>0.25</b>             | 0.10             |
| 4182  | 836.4 | Right | Tilt          | /          | 23.61                 | 25.00                    | 0.091                    | <b>0.13</b>              | 0.113                   | <b>0.16</b>             | 0.08             |
| 4233  | 846.6 | Right | Touch         | S          | 23.71                 | 25.00                    | 0.129                    | <b>0.17</b>              | 0.173                   | <b>0.23</b>             | 0.04             |

**Table 14.1-10: SAR Values (WCDMA 850 MHz Band - Body)**

| Frequency   |       | Test Position | Figure No. | Conducted Power (dBm) | Max. tune-up Power (dBm) | Measured SAR(10g) (W/kg) | Reported SAR(10g) (W/kg) | Measured SAR(1g) (W/kg) | Reported SAR(1g) (W/kg) | Power Drift (dB) |
|---|-------|---------------|------------|-----------------------|--------------------------|--------------------------|--------------------------|-------------------------|-------------------------|------------------|
| Ch.   | MHz   |               |            |                       |                          |                          |                          |                         |                         |                  |
| Ambient Temperature: 22.9°C      Liquid Temperature: 22.5°C |       |               |            |                       |                          |                          |                          |                         |                         |                  |
| 4182  | 836.4 | Front         | /          | 23.61                 | 25.00                    | 0.073                    | <b>0.10</b>              | 0.113                   | <b>0.16</b>             | 0.00             |
| 4233  | 846.6 | Rear          | Fig.10     | 23.71                 | 25.00                    | 0.155                    | <b>0.21</b>              | 0.257                   | <b>0.35</b>             | -0.07            |
| 4182  | 836.4 | Rear          | /          | 23.61                 | 25.00                    | 0.146                    | <b>0.20</b>              | 0.239                   | <b>0.33</b>             | 0.04             |
| 4132  | 826.4 | Rear          | /          | 23.66                 | 25.00                    | 0.135                    | <b>0.18</b>              | 0.222                   | <b>0.30</b>             | 0.02             |
| 4182  | 836.4 | Left          | /          | 23.61                 | 25.00                    | 0.046                    | <b>0.06</b>              | 0.068                   | <b>0.09</b>             | 0.11             |
| 4182  | 836.4 | Right         | /          | 23.61                 | 25.00                    | 0.063                    | <b>0.09</b>              | 0.097                   | <b>0.13</b>             | -0.07            |
| 4182  | 836.4 | Bottom        | /          | 23.61                 | 25.00                    | 0.067                    | <b>0.09</b>              | 0.119                   | <b>0.16</b>             | -0.13            |
| 4233  | 846.6 | Rear          | S          | 23.71                 | 25.00                    | 0.134                    | <b>0.18</b>              | 0.231                   | <b>0.31</b>             | 0.09             |

Note: The distance between the EUT and the phantom bottom is 10mm.

**Table 14.1-11: SAR Values (LTE Band2 - Head)**

| Frequency   |      | Mode     | Side  | Test Position | Figure No. | Conducted Power (dBm) | Max. tune-up Power (dBm) | Measured SAR(10g) (W/kg) | Reported SAR(10g) (W/kg) | Measured SAR(1g) (W/kg) | Reported SAR(1g) (W/kg) | Power Drift (dB) |
|---|------|----------|-------|---------------|------------|-----------------------|--------------------------|--------------------------|--------------------------|-------------------------|-------------------------|------------------|
| Ch.   | MHz  |          |       |               |            |                       |                          |                          |                          |                         |                         |                  |
| Ambient Temperature: 22.9°C      Liquid Temperature: 22.5°C |      |          |       |               |            |                       |                          |                          |                          |                         |                         |                  |
| 18700   | 1860 | 1RB_Mid  | Left  | Touch         | /          | 23.15                 | 24.50                    | 0.091                    | <b>0.12</b>              | 0.145                   | <b>0.20</b>             | -0.01            |
| 18700   | 1860 | 1RB_Mid  | Left  | Tilt          | /          | 23.15                 | 24.50                    | 0.035                    | <b>0.05</b>              | 0.057                   | <b>0.08</b>             | 0.05             |
| 18700   | 1860 | 1RB_Mid  | Right | Touch         | /          | 23.15                 | 24.50                    | 0.054                    | <b>0.07</b>              | 0.086                   | <b>0.12</b>             | 0.06             |
| 18700   | 1860 | 1RB_Mid  | Right | Tilt          | /          | 23.15                 | 24.50                    | 0.044                    | <b>0.06</b>              | 0.071                   | <b>0.10</b>             | -0.04            |
| 18900   | 1880 | 50RB_Low | Left  | Touch         | Fig.11     | 22.03                 | 23.50                    | 0.094                    | <b>0.13</b>              | 0.150                   | <b>0.21</b>             | 0.07             |
| 18900   | 1880 | 50RB_Low | Left  | Tilt          | /          | 22.03                 | 23.50                    | 0.039                    | <b>0.05</b>              | 0.062                   | <b>0.09</b>             | 0.01             |
| 18900   | 1880 | 50RB_Low | Right | Touch         | /          | 22.03                 | 23.50                    | 0.057                    | <b>0.08</b>              | 0.091                   | <b>0.13</b>             | -0.01            |
| 18900   | 1880 | 50RB_Low | Right | Tilt          | /          | 22.03                 | 23.50                    | 0.041                    | <b>0.06</b>              | 0.068                   | <b>0.10</b>             | 0.13             |

|       |      |          |      |       |   |       |       |       |             |       |             |      |
|-------|------|----------|------|-------|---|-------|-------|-------|-------------|-------|-------------|------|
| 18900 | 1880 | 50RB_Low | Left | Touch | S | 22.03 | 23.50 | 0.091 | <b>0.13</b> | 0.143 | <b>0.20</b> | 0.05 |
|-------|------|----------|------|-------|---|-------|-------|-------|-------------|-------|-------------|------|

Note1: The LTE mode is QPSK\_20MHz.

**Table 14.1-12: SAR Values (LTE Band2 - Body)**

| Ambient Temperature: 22.9°C |      |           |               |            |                       | Liquid Temperature: 22.5°C |                          |                          |                         |                         |                  |
|-----------------------------|------|-----------|---------------|------------|-----------------------|----------------------------|--------------------------|--------------------------|-------------------------|-------------------------|------------------|
| Frequency                   |      | Mode      | Test Position | Figure No. | Conducted Power (dBm) | Max. tune-up Power (dBm)   | Measured SAR(10g) (W/kg) | Reported SAR(10g) (W/kg) | Measured SAR(1g) (W/kg) | Reported SAR(1g) (W/kg) | Power Drift (dB) |
| Ch.                         | MHz  |           |               |            |                       |                            |                          |                          |                         |                         |                  |
| 18700                       | 1860 | 1RB_Mid   | Front         | /          | 23.15                 | 24.50                      | 0.168                    | <b>0.23</b>              | 0.298                   | <b>0.41</b>             | 0.08             |
| 18700                       | 1860 | 1RB_Mid   | Rear          | /          | 23.15                 | 24.50                      | 0.246                    | <b>0.34</b>              | 0.452                   | <b>0.62</b>             | 0.06             |
| 18700                       | 1860 | 1RB_Mid   | Left          | /          | 23.15                 | 24.50                      | 0.108                    | <b>0.15</b>              | 0.200                   | <b>0.27</b>             | -0.02            |
| 18700                       | 1860 | 1RB_Mid   | Right         | /          | 23.15                 | 24.50                      | 0.064                    | <b>0.09</b>              | 0.109                   | <b>0.15</b>             | 0.04             |
| 18700                       | 1860 | 1RB_Mid   | Bottom        | /          | 23.15                 | 24.50                      | 0.161                    | <b>0.22</b>              | 0.285                   | <b>0.39</b>             | 0.02             |
| 18900                       | 1880 | 50RB_High | Front         | /          | 22.03                 | 23.50                      | 0.166                    | <b>0.23</b>              | 0.295                   | <b>0.41</b>             | 0.06             |
| 18900                       | 1880 | 50RB_High | Rear          | Fig.12     | 22.03                 | 23.50                      | 0.255                    | <b>0.36</b>              | 0.467                   | <b>0.66</b>             | -0.10            |
| 18900                       | 1880 | 50RB_High | Left          | /          | 22.03                 | 23.50                      | 0.111                    | <b>0.16</b>              | 0.207                   | <b>0.29</b>             | 0.01             |
| 18900                       | 1880 | 50RB_High | Right         | /          | 22.03                 | 23.50                      | 0.066                    | <b>0.09</b>              | 0.113                   | <b>0.16</b>             | 0.09             |
| 18900                       | 1880 | 50RB_High | Bottom        | /          | 22.03                 | 23.50                      | 0.164                    | <b>0.23</b>              | 0.291                   | <b>0.41</b>             | -0.09            |
| 18900                       | 1880 | 50RB_High | Rear          | S          | 22.03                 | 23.50                      | 0.219                    | <b>0.31</b>              | 0.431                   | <b>0.60</b>             | 0.05             |

Note1: The distance between the EUT and the phantom bottom is 10mm

**Table 14.1-13: SAR Values (LTE Band5 - Head)**

| Ambient Temperature: 22.9°C |     |           |       |               |            | Liquid Temperature: 22.5°C |                          |                          |                          |                         |                         |                  |
|-----------------------------|-----|-----------|-------|---------------|------------|----------------------------|--------------------------|--------------------------|--------------------------|-------------------------|-------------------------|------------------|
| Frequency                   |     | Mode      | Side  | Test Position | Figure No. | Conducted Power (dBm)      | Max. tune-up Power (dBm) | Measured SAR(10g) (W/kg) | Reported SAR(10g) (W/kg) | Measured SAR(1g) (W/kg) | Reported SAR(1g) (W/kg) | Power Drift (dB) |
| Ch.                         | MHz |           |       |               |            |                            |                          |                          |                          |                         |                         |                  |
| 20450                       | 829 | 1RB_Mid   | Left  | Touch         | Fig.13     | 23.71                      | 25.00                    | 0.132                    | <b>0.18</b>              | 0.176                   | <b>0.24</b>             | 0.10             |
| 20450                       | 829 | 1RB_Mid   | Left  | Tilt          | /          | 23.71                      | 25.00                    | 0.067                    | <b>0.09</b>              | 0.086                   | <b>0.12</b>             | -0.06            |
| 20450                       | 829 | 1RB_Mid   | Right | Touch         | /          | 23.71                      | 25.00                    | 0.115                    | <b>0.15</b>              | 0.151                   | <b>0.20</b>             | 0.06             |
| 20450                       | 829 | 1RB_Mid   | Right | Tilt          | /          | 23.71                      | 25.00                    | 0.070                    | <b>0.09</b>              | 0.090                   | <b>0.12</b>             | 0.05             |
| 20450                       | 829 | 25RB_High | Left  | Touch         | /          | 22.69                      | 24.00                    | 0.076                    | <b>0.10</b>              | 0.104                   | <b>0.14</b>             | -0.12            |
| 20450                       | 829 | 25RB_High | Left  | Tilt          | /          | 22.69                      | 24.00                    | 0.050                    | <b>0.07</b>              | 0.065                   | <b>0.09</b>             | -0.12            |
| 20450                       | 829 | 25RB_High | Right | Touch         | /          | 22.69                      | 24.00                    | 0.088                    | <b>0.12</b>              | 0.117                   | <b>0.16</b>             | 0.00             |
| 20450                       | 829 | 25RB_High | Right | Tilt          | /          | 22.69                      | 24.00                    | 0.053                    | <b>0.07</b>              | 0.069                   | <b>0.09</b>             | 0.06             |
| 20450                       | 829 | 1RB_Mid   | Left  | Touch         | S          | 23.71                      | 25.00                    | 0.115                    | <b>0.15</b>              | 0.500                   | <b>0.67</b>             | 0.18             |

Note1: The LTE mode is QPSK\_10MHz.

**Table 14.1-14: SAR Values (LTE Band5 - Body)**

| Frequency   |     | Mode      | Test Position | Figure No. | Conducted Power (dBm) | Max. tune-up Power (dBm) | Measured SAR(10g) (W/kg) | Reported SAR(10g) (W/kg) | Measured SAR(1g) (W/kg) | Reported SAR(1g) (W/kg) | Power Drift (dB) |
|---|-----|-----------|---------------|------------|-----------------------|--------------------------|--------------------------|--------------------------|-------------------------|-------------------------|------------------|
| Ch.   | MHz |           |               |            |                       |                          |                          |                          |                         |                         |                  |
| Ambient Temperature: 22.9°C      Liquid Temperature: 22.5°C |     |           |               |            |                       |                          |                          |                          |                         |                         |                  |
| 20450   | 829 | 1RB_Mid   | Front         | /          | 23.71                 | 25.00                    | 0.069                    | <b>0.09</b>              | 0.110                   | <b>0.15</b>             | -0.12            |
| 20450   | 829 | 1RB_Mid   | Rear          | Fig.14     | 23.71                 | 25.00                    | 0.132                    | <b>0.18</b>              | 0.219                   | <b>0.29</b>             | 0.08             |
| 20450   | 829 | 1RB_Mid   | Left          | /          | 23.71                 | 25.00                    | 0.044                    | <b>0.06</b>              | 0.067                   | <b>0.09</b>             | -0.12            |
| 20450   | 829 | 1RB_Mid   | Right         | /          | 23.71                 | 25.00                    | 0.077                    | <b>0.10</b>              | 0.118                   | <b>0.16</b>             | -0.02            |
| 20450   | 829 | 1RB_Mid   | Bottom        | /          | 23.71                 | 25.00                    | 0.080                    | <b>0.11</b>              | 0.148                   | <b>0.20</b>             | 0.09             |
| 20450   | 829 | 25RB_High | Front         | /          | 22.69                 | 24.00                    | 0.053                    | <b>0.07</b>              | 0.085                   | <b>0.11</b>             | 0.06             |
| 20450   | 829 | 25RB_High | Rear          | /          | 22.69                 | 24.00                    | 0.104                    | <b>0.14</b>              | 0.172                   | <b>0.23</b>             | -0.12            |
| 20450   | 829 | 25RB_High | Left          | /          | 22.69                 | 24.00                    | 0.034                    | <b>0.05</b>              | 0.052                   | <b>0.07</b>             | -0.06            |
| 20450   | 829 | 25RB_High | Right         | /          | 22.69                 | 24.00                    | 0.058                    | <b>0.08</b>              | 0.089                   | <b>0.12</b>             | -0.13            |
| 20450   | 829 | 25RB_High | Bottom        | /          | 22.69                 | 24.00                    | 0.062                    | <b>0.08</b>              | 0.114                   | <b>0.15</b>             | -0.01            |
| 20450   | 829 | 1RB_Mid   | Rear          | S          | 23.71                 | 25.00                    | 0.118                    | <b>0.16</b>              | 0.204                   | <b>0.27</b>             | 0.06             |

Note1: The distance between the EUT and the phantom bottom is 10mm.

Note2: The LTE mode is QPSK\_10MHz.

**Table 14.1-15: SAR Values (LTE Band7 - Head)**

| Frequency   |      | Mode     | Side  | Test Position | Figure No. | Conducted Power (dBm) | Max. tune-up Power (dBm) | Measured SAR(10g) (W/kg) | Reported SAR(10g) (W/kg) | Measured SAR(1g) (W/kg) | Reported SAR(1g) (W/kg) | Power Drift (dB) |
|---|------|----------|-------|---------------|------------|-----------------------|--------------------------|--------------------------|--------------------------|-------------------------|-------------------------|------------------|
| Ch.   | MHz  |          |       |               |            |                       |                          |                          |                          |                         |                         |                  |
| Ambient Temperature: 22.9°C      Liquid Temperature: 22.5°C |      |          |       |               |            |                       |                          |                          |                          |                         |                         |                  |
| 20850   | 2510 | 1RB_Mid  | Left  | Touch         | Fig.15     | 22.99                 | 24.00                    | 0.092                    | <b>0.12</b>              | 0.174                   | <b>0.22</b>             | -0.03            |
| 20850   | 2510 | 1RB_Mid  | Left  | Tilt          | /          | 22.99                 | 24.00                    | 0.033                    | <b>0.04</b>              | 0.061                   | <b>0.08</b>             | 0.04             |
| 20850   | 2510 | 1RB_Mid  | Right | Touch         | /          | 22.99                 | 24.00                    | 0.045                    | <b>0.06</b>              | 0.082                   | <b>0.10</b>             | -0.08            |
| 20850   | 2510 | 1RB_Mid  | Right | Tilt          | /          | 22.99                 | 24.00                    | 0.023                    | <b>0.03</b>              | 0.044                   | <b>0.06</b>             | 0.07             |
| 20850   | 2510 | 50RB_Mid | Left  | Touch         | /          | 21.90                 | 23.00                    | 0.070                    | <b>0.09</b>              | 0.133                   | <b>0.17</b>             | -0.12            |
| 20850   | 2510 | 50RB_Mid | Left  | Tilt          | /          | 21.90                 | 23.00                    | 0.023                    | <b>0.03</b>              | 0.042                   | <b>0.05</b>             | -0.05            |
| 20850   | 2510 | 50RB_Mid | Right | Touch         | /          | 21.90                 | 23.00                    | 0.033                    | <b>0.04</b>              | 0.061                   | <b>0.08</b>             | 0.04             |
| 20850   | 2510 | 50RB_Mid | Right | Tilt          | /          | 21.90                 | 23.00                    | 0.018                    | <b>0.02</b>              | 0.035                   | <b>0.05</b>             | -0.08            |
| 21100   | 2535 | 1RB_Mid  | Right | Touch         | S          | 22.99                 | 24.00                    | 0.083                    | <b>0.10</b>              | 0.161                   | <b>0.20</b>             | 0.04             |

Note1: The LTE mode is QPSK\_20MHz.



**Table 14.1-16: SAR Values (LTE Band7 - Body)**

| Frequency   |      | Mode      | Test Position | Figure No. | Conduct ed Power (dBm) | Max. tune-up Power (dBm) | Measured SAR(10g) (W/kg) | Reported SAR(10g) (W/kg) | Measured SAR(1g) (W/kg) | Reported SAR(1g) (W/kg) | Power Drift (dB) |
|---|------|-----------|---------------|------------|------------------------|--------------------------|--------------------------|--------------------------|-------------------------|-------------------------|------------------|
| Ch.   | MHz  |           |               |            |                        |                          |                          |                          |                         |                         |                  |
| Ambient Temperature: 22.9 °C      Liquid Temperature: 22.5 °C |      |           |               |            |                        |                          |                          |                          |                         |                         |                  |
| 20850   | 2510 | 1RB_Mid   | Front         | /          | 22.99                  | 24.00                    | 0.133                    | <b>0.17</b>              | 0.266                   | <b>0.34</b>             | -0.08            |
| 20850   | 2510 | 1RB_Mid   | Rear          | /          | 22.99                  | 24.00                    | 0.171                    | <b>0.22</b>              | 0.365                   | <b>0.46</b>             | 0.05             |
| 20850   | 2510 | 1RB_Mid   | Left          | /          | 22.99                  | 24.00                    | 0.041                    | <b>0.05</b>              | 0.073                   | <b>0.09</b>             | -0.12            |
| 20850   | 2510 | 1RB_Mid   | Right         | /          | 22.99                  | 24.00                    | 0.052                    | <b>0.07</b>              | 0.095                   | <b>0.12</b>             | -0.11            |
| 20850   | 2510 | 1RB_Mid   | Bottom        | Fig.16     | 22.99                  | 24.00                    | 0.271                    | <b>0.34</b>              | 0.577                   | <b>0.73</b>             | -0.08            |
| 20850   | 2510 | 50RB_High | Front         | /          | 21.90                  | 23.00                    | 0.106                    | <b>0.14</b>              | 0.211                   | <b>0.27</b>             | 0.05             |
| 20850   | 2510 | 50RB_High | Rear          | /          | 21.90                  | 23.00                    | 0.132                    | <b>0.17</b>              | 0.283                   | <b>0.36</b>             | 0.04             |
| 20850   | 2510 | 50RB_High | Left          | /          | 21.90                  | 23.00                    | 0.032                    | <b>0.04</b>              | 0.056                   | <b>0.07</b>             | 0.05             |
| 20850   | 2510 | 50RB_High | Right         | /          | 21.90                  | 23.00                    | 0.039                    | <b>0.05</b>              | 0.071                   | <b>0.09</b>             | -0.08            |
| 20850   | 2510 | 50RB_High | Bottom        | /          | 21.90                  | 23.00                    | 0.025                    | <b>0.03</b>              | 0.443                   | <b>0.57</b>             | -0.05            |
| 20850   | 2510 | 1RB_Mid   | Bottom        | S          | 22.99                  | 24.00                    | 0.241                    | <b>0.30</b>              | 0.552                   | <b>0.70</b>             | 0.09             |

Note1: The distance between the EUT and the phantom bottom is 10mm

**Table 14.1-17: SAR Values (LTE Band12 - Head)**

| Frequency   |       | Mode     | Side  | Test Position | Figure No. | Conduct ed Power (dBm) | Max. tune-up Power (dBm) | Measured SAR(10g) (W/kg) | Reported SAR(10g) (W/kg) | Measured SAR(1g) (W/kg) | Reported SAR(1g) (W/kg) | Power Drift (dB) |
|---|-------|----------|-------|---------------|------------|------------------------|--------------------------|--------------------------|--------------------------|-------------------------|-------------------------|------------------|
| Ch.   | MHz   |          |       |               |            |                        |                          |                          |                          |                         |                         |                  |
| Ambient Temperature: 22.9 °C      Liquid Temperature: 22.5 °C |       |          |       |               |            |                        |                          |                          |                          |                         |                         |                  |
| 23060   | 704   | 1RB_Mid  | Left  | Touch         | Fig.17     | 23.82                  | 25.00                    | 0.104                    | <b>0.14</b>              | 0.135                   | <b>0.18</b>             | -0.11            |
| 23060   | 704   | 1RB_Mid  | Left  | Tilt          | /          | 23.82                  | 25.00                    | 0.073                    | <b>0.10</b>              | 0.089                   | <b>0.12</b>             | -0.02            |
| 23060   | 704   | 1RB_Mid  | Right | Touch         | /          | 23.82                  | 25.00                    | 0.104                    | <b>0.14</b>              | 0.133                   | <b>0.17</b>             | -0.10            |
| 23060   | 704   | 1RB_Mid  | Right | Tilt          | /          | 23.82                  | 25.00                    | 0.084                    | <b>0.11</b>              | 0.108                   | <b>0.14</b>             | 0.07             |
| 23095   | 707.5 | 25RB_Low | Left  | Touch         | /          | 22.79                  | 24.00                    | 0.078                    | <b>0.10</b>              | 0.103                   | <b>0.14</b>             | 0.09             |
| 23095   | 707.5 | 25RB_Low | Left  | Tilt          | /          | 22.79                  | 24.00                    | 0.066                    | <b>0.09</b>              | 0.084                   | <b>0.11</b>             | 0.05             |
| 23095   | 707.5 | 25RB_Low | Right | Touch         | /          | 22.79                  | 24.00                    | 0.078                    | <b>0.10</b>              | 0.101                   | <b>0.13</b>             | -0.05            |
| 23095   | 707.5 | 25RB_Low | Right | Tilt          | /          | 22.79                  | 24.00                    | 0.068                    | <b>0.09</b>              | 0.088                   | <b>0.12</b>             | 0.04             |
| 23060   | 704   | 1RB_Mid  | Left  | Touch         | S          | 23.82                  | 25.00                    | 0.089                    | <b>0.12</b>              | 0.107                   | <b>0.14</b>             | 0.06             |

Note1: The LTE mode is QPSK\_10MHz.

**Table 14.1-18: SAR Values (LTE Band12 - Body)**

| Ambient Temperature: 22.9 °C |       |          |               |            |                       | Liquid Temperature: 22.5 °C |                          |                          |                         |                         |                  |
|------------------------------|-------|----------|---------------|------------|-----------------------|-----------------------------|--------------------------|--------------------------|-------------------------|-------------------------|------------------|
| Frequency                    |       | Mode     | Test Position | Figure No. | Conducted Power (dBm) | Max. tune-up Power (dBm)    | Measured SAR(10g) (W/kg) | Reported SAR(10g) (W/kg) | Measured SAR(1g) (W/kg) | Reported SAR(1g) (W/kg) | Power Drift (dB) |
| Ch.                          | MHz   |          |               |            |                       |                             |                          |                          |                         |                         |                  |
| 23060                        | 704   | 1RB_Mid  | Front         | /          | 23.82                 | 25.00                       | 0.111                    | <b>0.15</b>              | 0.141                   | <b>0.19</b>             | 0.00             |
| 23060                        | 704   | 1RB_Mid  | Rear          | Fig.18     | 23.82                 | 25.00                       | 0.184                    | <b>0.24</b>              | 0.237                   | <b>0.31</b>             | 0.01             |
| 23060                        | 704   | 1RB_Mid  | Left          | /          | 23.82                 | 25.00                       | 0.102                    | <b>0.13</b>              | 0.141                   | <b>0.19</b>             | -0.01            |
| 23060                        | 704   | 1RB_Mid  | Right         | /          | 23.82                 | 25.00                       | 0.164                    | <b>0.22</b>              | 0.226                   | <b>0.30</b>             | 0.02             |
| 23060                        | 704   | 1RB_Mid  | Bottom        | /          | 23.82                 | 25.00                       | 0.071                    | <b>0.09</b>              | 0.127                   | <b>0.17</b>             | 0.09             |
| 23095                        | 707.5 | 25RB_Low | Front         | /          | 22.79                 | 24.00                       | 0.085                    | <b>0.11</b>              | 0.108                   | <b>0.14</b>             | 0.12             |
| 23095                        | 707.5 | 25RB_Low | Rear          | /          | 22.79                 | 24.00                       | 0.140                    | <b>0.18</b>              | 0.180                   | <b>0.24</b>             | -0.04            |
| 23095                        | 707.5 | 25RB_Low | Left          | /          | 22.79                 | 24.00                       | 0.078                    | <b>0.10</b>              | 0.108                   | <b>0.14</b>             | 0.04             |
| 23095                        | 707.5 | 25RB_Low | Right         | /          | 22.79                 | 24.00                       | 0.127                    | <b>0.17</b>              | 0.174                   | <b>0.23</b>             | -0.04            |
| 23095                        | 707.5 | 25RB_Low | Bottom        | /          | 22.79                 | 24.00                       | 0.055                    | <b>0.07</b>              | 0.097                   | <b>0.13</b>             | 0.02             |
| 23060                        | 704   | 1RB_Mid  | Rear          | S          | 23.82                 | 25.00                       | 0.162                    | <b>0.21</b>              | 0.226                   | <b>0.30</b>             | 0.08             |

Note1: The distance between the EUT and the phantom bottom is 10mm.

Note2: The LTE mode is QPSK\_10MHz.

**Table 14.1-19: SAR Values (LTE Band13 - Head)**

| Ambient Temperature: 22.9 °C |     |          |       |               |            | Liquid Temperature: 22.5 °C |                          |                          |                          |                         |                         |                  |
|------------------------------|-----|----------|-------|---------------|------------|-----------------------------|--------------------------|--------------------------|--------------------------|-------------------------|-------------------------|------------------|
| Frequency                    |     | Mode     | Side  | Test Position | Figure No. | Conduct ed Power (dBm)      | Max. tune-up Power (dBm) | Measured SAR(10g) (W/kg) | Reported SAR(10g) (W/kg) | Measured SAR(1g) (W/kg) | Reported SAR(1g) (W/kg) | Power Drift (dB) |
| Ch.                          | MHz |          |       |               |            |                             |                          |                          |                          |                         |                         |                  |
| 23230                        | 782 | 1RB_Mid  | Left  | Touch         | /          | 23.95                       | 25.00                    | 0.134                    | <b>0.17</b>              | 0.175                   | <b>0.22</b>             | -0.09            |
| 23230                        | 782 | 1RB_Mid  | Left  | Tilt          | /          | 23.95                       | 25.00                    | 0.079                    | <b>0.10</b>              | 0.101                   | <b>0.13</b>             | 0.09             |
| 23230                        | 782 | 1RB_Mid  | Right | Touch         | Fig.19     | 23.95                       | 25.00                    | 0.143                    | <b>0.18</b>              | 0.185                   | <b>0.24</b>             | -0.08            |
| 23230                        | 782 | 1RB_Mid  | Right | Tilt          | /          | 23.95                       | 25.00                    | 0.084                    | <b>0.11</b>              | 0.105                   | <b>0.13</b>             | 0.11             |
| 23230                        | 782 | 25RB_Mid | Left  | Touch         | /          | 22.86                       | 24.00                    | 0.102                    | <b>0.13</b>              | 0.133                   | <b>0.17</b>             | 0.09             |
| 23230                        | 782 | 25RB_Mid | Left  | Tilt          | /          | 22.86                       | 24.00                    | 0.060                    | <b>0.08</b>              | 0.078                   | <b>0.10</b>             | -0.12            |
| 23230                        | 782 | 25RB_Mid | Right | Touch         | /          | 22.86                       | 24.00                    | 0.108                    | <b>0.14</b>              | 0.141                   | <b>0.18</b>             | 0.01             |
| 23230                        | 782 | 25RB_Mid | Right | Tilt          | /          | 22.86                       | 24.00                    | 0.064                    | <b>0.08</b>              | 0.080                   | <b>0.10</b>             | 0.06             |
| 23230                        | 782 | 1RB_Mid  | Right | Touch         | S          | 23.95                       | 25.00                    | 0.123                    | <b>0.16</b>              | 0.172                   | <b>0.22</b>             | 0.06             |

Note1: The LTE mode is QPSK\_10MHz.



**Table 14.1-20: SAR Values (LTE Band13 - Body)**

| Frequency   |     | Mode     | Test Position | Figure No. | Conducted Power (dBm) | Max. tune-up Power (dBm) | Measured SAR(10g) (W/kg) | Reported SAR(10g) (W/kg) | Measured SAR(1g) (W/kg) | Reported SAR(1g) (W/kg) | Power Drift (dB) |
|---|-----|----------|---------------|------------|-----------------------|--------------------------|--------------------------|--------------------------|-------------------------|-------------------------|------------------|
| Ch.   | MHz |          |               |            |                       |                          |                          |                          |                         |                         |                  |
| Ambient Temperature: 22.9 °C      Liquid Temperature: 22.5 °C |     |          |               |            |                       |                          |                          |                          |                         |                         |                  |
| 23230   | 782 | 1RB_Mid  | Front         | /          | 23.95                 | 25.00                    | 0.156                    | <b>0.20</b>              | 0.166                   | <b>0.21</b>             | 0.09             |
| 23230   | 782 | 1RB_Mid  | Rear          | Fig.20     | 23.95                 | 25.00                    | 0.214                    | <b>0.27</b>              | 0.276                   | <b>0.35</b>             | -0.11            |
| 23230   | 782 | 1RB_Mid  | Left          | /          | 23.95                 | 25.00                    | 0.125                    | <b>0.16</b>              | 0.145                   | <b>0.18</b>             | -0.1             |
| 23230   | 782 | 1RB_Mid  | Right         | /          | 23.95                 | 25.00                    | 0.205                    | <b>0.26</b>              | 0.233                   | <b>0.30</b>             | 0.07             |
| 23230   | 782 | 1RB_Mid  | Bottom        | /          | 23.95                 | 25.00                    | 0.115                    | <b>0.15</b>              | 0.169                   | <b>0.22</b>             | -0.09            |
| 23230   | 782 | 25RB_Mid | Front         | /          | 22.86                 | 24.00                    | 0.119                    | <b>0.15</b>              | 0.128                   | <b>0.17</b>             | 0.12             |
| 23230   | 782 | 25RB_Mid | Rear          | /          | 22.86                 | 24.00                    | 0.159                    | <b>0.21</b>              | 0.210                   | <b>0.27</b>             | -0.05            |
| 23230   | 782 | 25RB_Mid | Left          | /          | 22.86                 | 24.00                    | 0.096                    | <b>0.12</b>              | 0.111                   | <b>0.14</b>             | -0.01            |
| 23230   | 782 | 25RB_Mid | Right         | /          | 22.86                 | 24.00                    | 0.157                    | <b>0.20</b>              | 0.179                   | <b>0.23</b>             | -0.06            |
| 23230   | 782 | 25RB_Mid | Bottom        | /          | 22.86                 | 24.00                    | 0.086                    | <b>0.11</b>              | 0.128                   | <b>0.17</b>             | -0.03            |
| 23230   | 782 | 1RB_Mid  | Rear          | S          | 23.95                 | 25.00                    | 0.204                    | <b>0.26</b>              | 0.261                   | <b>0.33</b>             | 0.08             |

Note1: The distance between the EUT and the phantom bottom is 10mm.

Note2: The LTE mode is QPSK\_10MHz.

**Table 14.1-21: SAR Values (LTE Band38 - Head)**

| Frequency   |      | Mode     | Side  | Test Position | Figure No. | Conduct ed Power (dBm) | Max. tune-up Power (dBm) | Measured SAR(10g) (W/kg) | Reported SAR(10g) (W/kg) | Measured SAR(1g) (W/kg) | Reported SAR(1g) (W/kg) | Power Drift (dB) |
|---|------|----------|-------|---------------|------------|------------------------|--------------------------|--------------------------|--------------------------|-------------------------|-------------------------|------------------|
| Ch.   | MHz  |          |       |               |            |                        |                          |                          |                          |                         |                         |                  |
| Ambient Temperature: 22.9 °C      Liquid Temperature: 22.5 °C |      |          |       |               |            |                        |                          |                          |                          |                         |                         |                  |
| 37850   | 2580 | 1RB_Mid  | Left  | Touch         | Fig.21     | 22.91                  | 24.00                    | 0.060                    | <b>0.08</b>              | 0.112                   | <b>0.14</b>             | 0.10             |
| 37850   | 2580 | 1RB_Mid  | Left  | Tilt          | /          | 22.91                  | 24.00                    | 0.055                    | <b>0.07</b>              | 0.095                   | <b>0.12</b>             | -0.08            |
| 37850   | 2580 | 1RB_Mid  | Right | Touch         | /          | 22.91                  | 24.00                    | 0.057                    | <b>0.07</b>              | 0.104                   | <b>0.13</b>             | -0.01            |
| 37850   | 2580 | 1RB_Mid  | Right | Tilt          | /          | 22.91                  | 24.00                    | 0.045                    | <b>0.06</b>              | 0.082                   | <b>0.11</b>             | -0.03            |
| 38000   | 2595 | 50RB_Mid | Left  | Touch         | /          | 21.79                  | 23.00                    | 0.057                    | <b>0.08</b>              | 0.101                   | <b>0.13</b>             | 0.07             |
| 38000   | 2595 | 50RB_Mid | Left  | Tilt          | /          | 21.79                  | 23.00                    | 0.054                    | <b>0.07</b>              | 0.093                   | <b>0.12</b>             | 0.10             |
| 38000   | 2595 | 50RB_Mid | Right | Touch         | /          | 21.79                  | 23.00                    | 0.055                    | <b>0.07</b>              | 0.096                   | <b>0.13</b>             | 0.04             |
| 38000   | 2595 | 50RB_Mid | Right | Tilt          | /          | 21.79                  | 23.00                    | 0.047                    | <b>0.06</b>              | 0.084                   | <b>0.11</b>             | 0.06             |
| 37850   | 2580 | 1RB_Mid  | Left  | Touch         | S          | 22.91                  | 24.00                    | 0.052                    | <b>0.07</b>              | 0.103                   | <b>0.13</b>             | 0.05             |

Note1: The LTE mode is QPSK\_20MHz.

**Table 14.1-22: SAR Values (LTE Band38 - Body)**

| Frequency |      | Mode     | Test Position | Figure No. | Ambient Temperature: 22.9 °C |                          | Liquid Temperature: 22.5°C |                          |                         |                         |                  |
|-----------|------|----------|---------------|------------|------------------------------|--------------------------|----------------------------|--------------------------|-------------------------|-------------------------|------------------|
| Ch.       | MHz  |          |               |            | Conducted Power (dBm)        | Max. tune-up Power (dBm) | Measured SAR(10g) (W/kg)   | Reported SAR(10g) (W/kg) | Measured SAR(1g) (W/kg) | Reported SAR(1g) (W/kg) | Power Drift (dB) |
| 37850     | 2580 | 1RB_Mid  | Front         | /          | 22.91                        | 24.00                    | 0.112                      | <b>0.14</b>              | 0.226                   | <b>0.29</b>             | -0.10            |
| 37850     | 2580 | 1RB_Mid  | Rear          | /          | 22.91                        | 24.00                    | 0.124                      | <b>0.16</b>              | 0.268                   | <b>0.34</b>             | -0.01            |
| 37850     | 2580 | 1RB_Mid  | Left          | /          | 22.91                        | 24.00                    | 0.037                      | <b>0.05</b>              | 0.069                   | <b>0.09</b>             | 0.05             |
| 37850     | 2580 | 1RB_Mid  | Right         | /          | 22.91                        | 24.00                    | 0.039                      | <b>0.05</b>              | 0.071                   | <b>0.09</b>             | -0.01            |
| 37850     | 2580 | 1RB_Mid  | Bottom        | Fig.22     | 22.91                        | 24.00                    | 0.202                      | <b>0.26</b>              | 0.432                   | <b>0.56</b>             | 0.12             |
| 38000     | 2595 | 50RB_Mid | Front         | /          | 21.89                        | 23.00                    | 0.110                      | <b>0.14</b>              | 0.220                   | <b>0.28</b>             | -0.10            |
| 38000     | 2595 | 50RB_Mid | Rear          | /          | 21.89                        | 23.00                    | 0.121                      | <b>0.16</b>              | 0.262                   | <b>0.34</b>             | -0.11            |
| 38000     | 2595 | 50RB_Mid | Left          | /          | 21.89                        | 23.00                    | 0.037                      | <b>0.05</b>              | 0.067                   | <b>0.09</b>             | -0.12            |
| 38000     | 2595 | 50RB_Mid | Right         | /          | 21.89                        | 23.00                    | 0.037                      | <b>0.05</b>              | 0.069                   | <b>0.09</b>             | 0.03             |
| 38000     | 2595 | 50RB_Mid | Bottom        | /          | 21.89                        | 23.00                    | 0.196                      | <b>0.25</b>              | 0.418                   | <b>0.54</b>             | 0.09             |
| 37850     | 2580 | 1RB_Mid  | Bottom        | S          | 22.91                        | 24.00                    | 0.186                      | <b>0.24</b>              | 0.401                   | <b>0.52</b>             | 0.06             |

Note1: The distance between the EUT and the phantom bottom is 10mm.

Note2: The LTE mode is QPSK\_20MHz.

**Table 14.1-23: SAR Values (LTE Band66 - Head)**

| Frequency |      | Mode     | Side  | Test Position | Figure No. | Ambient Temperature: 22.9 °C |                          | Liquid Temperature: 22.5°C |                          |                         |                         |                  |
|-----------|------|----------|-------|---------------|------------|------------------------------|--------------------------|----------------------------|--------------------------|-------------------------|-------------------------|------------------|
| Ch.       | MHz  |          |       |               |            | Conducted Power (dBm)        | Max. tune-up Power (dBm) | Measured SAR(10g) (W/kg)   | Reported SAR(10g) (W/kg) | Measured SAR(1g) (W/kg) | Reported SAR(1g) (W/kg) | Power Drift (dB) |
| 132322    | 1745 | 1RB_Mid  | Left  | Touch         | /          | 23.16                        | 24.50                    | 0.103                      | <b>0.14</b>              | 0.162                   | <b>0.22</b>             | -0.05            |
| 132322    | 1745 | 1RB_Mid  | Left  | Tilt          | /          | 23.16                        | 24.50                    | 0.082                      | <b>0.11</b>              | 0.126                   | <b>0.17</b>             | -0.13            |
| 132322    | 1745 | 1RB_Mid  | Right | Touch         | Fig.23     | 23.16                        | 24.50                    | 0.109                      | <b>0.15</b>              | 0.172                   | <b>0.23</b>             | -0.10            |
| 132322    | 1745 | 1RB_Mid  | Right | Tilt          | /          | 23.16                        | 24.50                    | 0.047                      | <b>0.06</b>              | 0.077                   | <b>0.10</b>             | 0.07             |
| 132322    | 1745 | 50RB_Low | Left  | Touch         | /          | 22.19                        | 23.50                    | 0.090                      | <b>0.12</b>              | 0.137                   | <b>0.19</b>             | 0.04             |
| 132322    | 1745 | 50RB_Low | Left  | Tilt          | /          | 22.19                        | 23.50                    | 0.063                      | <b>0.09</b>              | 0.098                   | <b>0.13</b>             | -0.02            |
| 132322    | 1745 | 50RB_Low | Right | Touch         | /          | 22.19                        | 23.50                    | 0.088                      | <b>0.12</b>              | 0.139                   | <b>0.19</b>             | 0.13             |
| 132322    | 1745 | 50RB_Low | Right | Tilt          | /          | 22.19                        | 23.50                    | 0.038                      | <b>0.05</b>              | 0.062                   | <b>0.08</b>             | 0.04             |
| 132322    | 1745 | 1RB_Mid  | Right | Touch         | S          | 23.16                        | 24.50                    | 0.096                      | <b>0.13</b>              | 0.161                   | <b>0.22</b>             | 0.04             |

Note1: The LTE mode is QPSK\_10MHz.

**Table 14.1-24: SAR Values (LTE Band66 - Body)**

| Frequency |      | Mode      | Test Position | Figure No. | Conducted Power (dBm) | Max. tune-up Power (dBm) | Measured SAR(10g) (W/kg) | Reported SAR(10g) (W/kg) | Measured SAR(1g) (W/kg) | Reported SAR(1g) (W/kg) | Power Drift (dB) |
|-----------|------|-----------|---------------|------------|-----------------------|--------------------------|--------------------------|--------------------------|-------------------------|-------------------------|------------------|
| Ch.       | MHz  |           |               |            |                       |                          |                          |                          |                         |                         |                  |
| 132572    | 1770 | 1RB_Mid   | Front         | /          | 23.16                 | 24.50                    | 0.149                    | <b>0.20</b>              | 0.261                   | <b>0.36</b>             | 0.10             |
| 132572    | 1770 | 1RB_Mid   | Rear          | Fig.24     | 23.16                 | 24.50                    | 0.236                    | <b>0.32</b>              | 0.417                   | <b>0.57</b>             | -0.04            |
| 132572    | 1770 | 1RB_Mid   | Left          | /          | 23.16                 | 24.50                    | 0.100                    | <b>0.14</b>              | 0.178                   | <b>0.24</b>             | 0.01             |
| 132572    | 1770 | 1RB_Mid   | Right         | /          | 23.16                 | 24.50                    | 0.062                    | <b>0.08</b>              | 0.104                   | <b>0.14</b>             | -0.11            |
| 132572    | 1770 | 1RB_Mid   | Bottom        | /          | 23.16                 | 24.50                    | 0.148                    | <b>0.20</b>              | 0.253                   | <b>0.34</b>             | 0.09             |
| 132572    | 1770 | 50RB_High | Front         | /          | 22.19                 | 23.50                    | 0.117                    | <b>0.16</b>              | 0.204                   | <b>0.28</b>             | 0.02             |
| 132572    | 1770 | 50RB_High | Rear          | /          | 22.19                 | 23.50                    | 0.187                    | <b>0.25</b>              | 0.329                   | <b>0.44</b>             | 0.10             |
| 132572    | 1770 | 50RB_High | Left          | /          | 22.19                 | 23.50                    | 0.079                    | <b>0.11</b>              | 0.141                   | <b>0.19</b>             | -0.13            |
| 132572    | 1770 | 50RB_High | Right         | /          | 22.19                 | 23.50                    | 0.049                    | <b>0.07</b>              | 0.081                   | <b>0.11</b>             | -0.12            |
| 132572    | 1770 | 50RB_High | Bottom        | /          | 22.19                 | 23.50                    | 0.119                    | <b>0.16</b>              | 0.204                   | <b>0.28</b>             | -0.07            |
| 132572    | 1770 | 1RB_Mid   | Rear          | S          | 23.16                 | 24.50                    | 0.214                    | <b>0.29</b>              | 0.402                   | <b>0.55</b>             | 0.05             |

Note1: The distance between the EUT and the phantom bottom is 10mm

Note2: The LTE mode is QPSK\_20MHz.

## 14.2 SAR results for Standard procedure

There is zoom scan measurement to be added for the highest measured SAR in each exposure configuration/band.

**Table 14.2-1: SAR Values (GSM 850 MHz Band - Head)**

| Frequency |       | Side  | Test Position | Figure No. | Conducted Power (dBm) | Max. tune-up Power (dBm) | Measured SAR(10g) (W/kg) | Reported SAR(10g) (W/kg) | Measured SAR(1g) (W/kg) | Reported SAR(1g) (W/kg) | Power Drift (dB) |
|-----------|-------|-------|---------------|------------|-----------------------|--------------------------|--------------------------|--------------------------|-------------------------|-------------------------|------------------|
| Ch.       | MHz   |       |               |            |                       |                          |                          |                          |                         |                         |                  |
| 251       | 848.8 | Right | Touch         | Fig.1      | 27.95                 | 28.50                    | 0.114                    | <b>0.13</b>              | 0.147                   | <b>0.17</b>             | 0.10             |

Note: the head SAR of GSM850 is tested with GPRS (4Txslots) mode because of VoIP.

**Table 14.2-2: SAR Values (GSM 850 MHz Band - Body)**

| Frequency |       | Mode (number of timeslots) | Test Position | Figure No. | Conducted Power (dBm) | Max. tune-up Power (dBm) | Measured SAR(10g) (W/kg) | Reported SAR(10g) (W/kg) | Measured SAR(1g) (W/kg) | Reported SAR(1g) (W/kg) | Power Drift (dB) |
|-----------|-------|----------------------------|---------------|------------|-----------------------|--------------------------|--------------------------|--------------------------|-------------------------|-------------------------|------------------|
| Ch.       | MHz   |                            |               |            |                       |                          |                          |                          |                         |                         |                  |
| 251       | 848.8 | GPRS (4)                   | Rear          | Fig.2      | 27.95                 | 28.50                    | 0.112                    | <b>0.13</b>              | 0.184                   | <b>0.21</b>             | 0.12             |

Note: The distance between the EUT and the phantom bottom is 10mm.

**Table 14.2-3: SAR Values (GSM 1900 MHz Band - Head)**

| Ambient Temperature: 22.9 °C |      |      |               |            |                       | Liquid Temperature: 22.5 °C |                          |                          |                         |                         |                  |
|------------------------------|------|------|---------------|------------|-----------------------|-----------------------------|--------------------------|--------------------------|-------------------------|-------------------------|------------------|
| Frequency                    |      | Side | Test Position | Figure No. | Conducted Power (dBm) | Max. tune-up Power (dBm)    | Measured SAR(10g) (W/kg) | Reported SAR(10g) (W/kg) | Measured SAR(1g) (W/kg) | Reported SAR(1g) (W/kg) | Power Drift (dB) |
| Ch.                          | MHz  |      |               |            |                       |                             |                          |                          |                         |                         |                  |
| 661                          | 1880 | Left | Touch         | Fig.3      | 24.40                 | 25.50                       | 0.098                    | <b>0.13</b>              | 0.154                   | <b>0.20</b>             | 0.11             |

Note: the head SAR of GSM1900 is tested with GPRS (4Txslots) mode because of VoIP.

**Table 14.2-4: SAR Values (GSM 1900 MHz Band - Body)**

| Ambient Temperature: 22.9 °C |      |                            |               |            |                       | Liquid Temperature: 22.5 °C |                          |                          |                         |                         |                  |
|------------------------------|------|----------------------------|---------------|------------|-----------------------|-----------------------------|--------------------------|--------------------------|-------------------------|-------------------------|------------------|
| Frequency                    |      | Mode (number of timeslots) | Test Position | Figure No. | Conducted Power (dBm) | Max. tune-up Power (dBm)    | Measured SAR(10g) (W/kg) | Reported SAR(10g) (W/kg) | Measured SAR(1g) (W/kg) | Reported SAR(1g) (W/kg) | Power Drift (dB) |
| Ch.                          | MHz  |                            |               |            |                       |                             |                          |                          |                         |                         |                  |
| 661                          | 1880 | GPRS (4)                   | Rear          | Fig.4      | 24.40                 | 25.50                       | 0.242                    | <b>0.31</b>              | 0.432                   | <b>0.56</b>             | -0.12            |

Note1: The distance between the EUT and the phantom bottom is 10mm

**Table 14.2-5: SAR Values (WCDMA 1900 MHz Band - Head)**

| Ambient Temperature: 22.9 °C |        |       |               |            |                       | Liquid Temperature: 22.5 °C |                          |                          |                         |                         |                  |
|------------------------------|--------|-------|---------------|------------|-----------------------|-----------------------------|--------------------------|--------------------------|-------------------------|-------------------------|------------------|
| Frequency                    |        | Side  | Test Position | Figure No. | Conducted Power (dBm) | Max. tune-up Power (dBm)    | Measured SAR(10g) (W/kg) | Reported SAR(10g) (W/kg) | Measured SAR(1g) (W/kg) | Reported SAR(1g) (W/kg) | Power Drift (dB) |
| Ch.                          | MHz    |       |               |            |                       |                             |                          |                          |                         |                         |                  |
| 9938                         | 1907.6 | Right | Touch         | Fig.5      | 22.93                 | 24.50                       | 0.123                    | <b>0.18</b>              | 0.206                   | <b>0.30</b>             | 0.11             |

**Table 14.2-6: SAR Values (WCDMA 1900 MHz Band - Body)**

| Ambient Temperature: 22.9 °C |        |               |            |                       |                          | Liquid Temperature: 22.5 °C |                          |                         |                         |                  |  |
|------------------------------|--------|---------------|------------|-----------------------|--------------------------|-----------------------------|--------------------------|-------------------------|-------------------------|------------------|--|
| Frequency                    |        | Test Position | Figure No. | Conducted Power (dBm) | Max. tune-up Power (dBm) | Measured SAR(10g) (W/kg)    | Reported SAR(10g) (W/kg) | Measured SAR(1g) (W/kg) | Reported SAR(1g) (W/kg) | Power Drift (dB) |  |
| Ch.                          | MHz    |               |            |                       |                          |                             |                          |                         |                         |                  |  |
| 9938                         | 1907.6 | Rear          | Fig.6      | 22.93                 | 24.50                    | 0.256                       | <b>0.37</b>              | 0.451                   | <b>0.65</b>             | 0.03             |  |

Note1: The distance between the EUT and the phantom bottom is 10mm

**Table 14.2-7: SAR Values (WCDMA 1700 MHz Band - Head)**

| Ambient Temperature: 22.9 °C |        |      |               |            |                       | Liquid Temperature: 22.5 °C |                          |                          |                         |                         |                  |
|------------------------------|--------|------|---------------|------------|-----------------------|-----------------------------|--------------------------|--------------------------|-------------------------|-------------------------|------------------|
| Frequency                    |        | Side | Test Position | Figure No. | Conducted Power (dBm) | Max. tune-up Power (dBm)    | Measured SAR(10g) (W/kg) | Reported SAR(10g) (W/kg) | Measured SAR(1g) (W/kg) | Reported SAR(1g) (W/kg) | Power Drift (dB) |
| Ch.                          | MHz    |      |               |            |                       |                             |                          |                          |                         |                         |                  |
| 1513                         | 1752.6 | Left | Touch         | Fig.7      | 23.01                 | 24.50                       | 0.103                    | <b>0.15</b>              | 0.157                   | <b>0.22</b>             | 0.09             |

**Table 14.2-8: SAR Values (WCDMA 1700 MHz Band - Body)**

| Ambient Temperature: 22.9 °C |        |               |            |                       |                          | Liquid Temperature: 22.5 °C |                          |                         |                         |                  |
|------------------------------|--------|---------------|------------|-----------------------|--------------------------|-----------------------------|--------------------------|-------------------------|-------------------------|------------------|
| Frequency                    |        | Test Position | Figure No. | Conducted Power (dBm) | Max. tune-up Power (dBm) | Measured SAR(10g) (W/kg)    | Reported SAR(10g) (W/kg) | Measured SAR(1g) (W/kg) | Reported SAR(1g) (W/kg) | Power Drift (dB) |
| Ch.                          | MHz    |               |            |                       |                          |                             |                          |                         |                         |                  |
| 1412                         | 1732.5 | Rear          | Fig.8      | 23.06                 | 24.50                    | 0.202                       | <b>0.28</b>              | 0.351                   | <b>0.49</b>             | 0.03             |

Note1: The distance between the EUT and the phantom bottom is 10mm

**Table 14.2-9: SAR Values (WCDMA 850 MHz Band - Head)**

| Ambient Temperature: 22.9 °C |       |       |               |            |                       | Liquid Temperature: 22.5 °C |                          |                          |                         |                         |                  |
|------------------------------|-------|-------|---------------|------------|-----------------------|-----------------------------|--------------------------|--------------------------|-------------------------|-------------------------|------------------|
| Frequency                    |       | Side  | Test Position | Figure No. | Conducted Power (dBm) | Max. tune-up Power (dBm)    | Measured SAR(10g) (W/kg) | Reported SAR(10g) (W/kg) | Measured SAR(1g) (W/kg) | Reported SAR(1g) (W/kg) | Power Drift (dB) |
| Ch.                          | MHz   |       |               |            |                       |                             |                          |                          |                         |                         |                  |
| 4233                         | 846.6 | Right | Touch         | Fig.9      | 23.71                 | 25.00                       | 0.151                    | <b>0.20</b>              | 0.198                   | <b>0.27</b>             | 0.06             |

**Table 14.2-10: SAR Values (WCDMA 850 MHz Band - Body)**

| Ambient Temperature: 22.9 °C |       |               |            |                       |                          | Liquid Temperature: 22.5 °C |                          |                         |                         |                  |
|------------------------------|-------|---------------|------------|-----------------------|--------------------------|-----------------------------|--------------------------|-------------------------|-------------------------|------------------|
| Frequency                    |       | Test Position | Figure No. | Conducted Power (dBm) | Max. tune-up Power (dBm) | Measured SAR(10g) (W/kg)    | Reported SAR(10g) (W/kg) | Measured SAR(1g) (W/kg) | Reported SAR(1g) (W/kg) | Power Drift (dB) |
| Ch.                          | MHz   |               |            |                       |                          |                             |                          |                         |                         |                  |
| 4233                         | 846.6 | Rear          | Fig.10     | 23.71                 | 25.00                    | 0.155                       | <b>0.21</b>              | 0.257                   | <b>0.35</b>             | -0.07            |

Note: The distance between the EUT and the phantom bottom is 10mm.

**Table 14.2-11: SAR Values (LTE Band2 - Head)**

| Ambient Temperature: 22.9 °C |      |          |      |               |            | Liquid Temperature: 22.5 °C |                          |                          |                          |                         |                         |                  |
|------------------------------|------|----------|------|---------------|------------|-----------------------------|--------------------------|--------------------------|--------------------------|-------------------------|-------------------------|------------------|
| Frequency                    |      | Mode     | Side | Test Position | Figure No. | Conducted Power (dBm)       | Max. tune-up Power (dBm) | Measured SAR(10g) (W/kg) | Reported SAR(10g) (W/kg) | Measured SAR(1g) (W/kg) | Reported SAR(1g) (W/kg) | Power Drift (dB) |
| Ch.                          | MHz  |          |      |               |            |                             |                          |                          |                          |                         |                         |                  |
| 18900                        | 1880 | 50RB_Low | Left | Touch         | Fig.11     | 22.03                       | 23.50                    | 0.094                    | <b>0.13</b>              | 0.150                   | <b>0.21</b>             | 0.07             |

Note1: The LTE mode is QPSK\_20MHz.

**Table 14.2-12: SAR Values (LTE Band2 - Body)**

| Ambient Temperature: 22.9 °C |      |           |               |            |                       | Liquid Temperature: 22.5 °C |                          |                          |                         |                         |                  |
|------------------------------|------|-----------|---------------|------------|-----------------------|-----------------------------|--------------------------|--------------------------|-------------------------|-------------------------|------------------|
| Frequency                    |      | Mode      | Test Position | Figure No. | Conducted Power (dBm) | Max. tune-up Power (dBm)    | Measured SAR(10g) (W/kg) | Reported SAR(10g) (W/kg) | Measured SAR(1g) (W/kg) | Reported SAR(1g) (W/kg) | Power Drift (dB) |
| Ch.                          | MHz  |           |               |            |                       |                             |                          |                          |                         |                         |                  |
| 18900                        | 1880 | 50RB_High | Rear          | Fig.12     | 22.03                 | 23.50                       | 0.255                    | <b>0.36</b>              | 0.467                   | <b>0.66</b>             | -0.10            |

Note1: The distance between the EUT and the phantom bottom is 10mm

**Table 14.2-13: SAR Values (LTE Band5 - Head)**

| Ambient Temperature: 22.9°C |     |         |      |               |            | Liquid Temperature: 22.5°C |                          |                          |                          |                         |                         |                  |
|-----------------------------|-----|---------|------|---------------|------------|----------------------------|--------------------------|--------------------------|--------------------------|-------------------------|-------------------------|------------------|
| Frequency                   |     | Mode    | Side | Test Position | Figure No. | Conducted Power (dBm)      | Max. tune-up Power (dBm) | Measured SAR(10g) (W/kg) | Reported SAR(10g) (W/kg) | Measured SAR(1g) (W/kg) | Reported SAR(1g) (W/kg) | Power Drift (dB) |
| Ch.                         | MHz |         |      |               |            |                            |                          |                          |                          |                         |                         |                  |
| 20450                       | 829 | 1RB_Mid | Left | Touch         | Fig.13     | 23.71                      | 25.00                    | 0.132                    | <b>0.18</b>              | 0.176                   | <b>0.24</b>             | 0.10             |

Note1: The LTE mode is QPSK\_10MHz.

**Table 14.2-14: SAR Values (LTE Band5 - Body)**

| Ambient Temperature: 22.9°C |     |         |               |            |                       | Liquid Temperature: 22.5°C |                          |                          |                         |                         |                  |
|-----------------------------|-----|---------|---------------|------------|-----------------------|----------------------------|--------------------------|--------------------------|-------------------------|-------------------------|------------------|
| Frequency                   |     | Mode    | Test Position | Figure No. | Conducted Power (dBm) | Max. tune-up Power (dBm)   | Measured SAR(10g) (W/kg) | Reported SAR(10g) (W/kg) | Measured SAR(1g) (W/kg) | Reported SAR(1g) (W/kg) | Power Drift (dB) |
| Ch.                         | MHz |         |               |            |                       |                            |                          |                          |                         |                         |                  |
| 20450                       | 829 | 1RB_Mid | Rear          | Fig.14     | 23.71                 | 25.00                      | 0.132                    | <b>0.18</b>              | 0.219                   | <b>0.29</b>             | 0.08             |

Note1: The distance between the EUT and the phantom bottom is 10mm.

Note2: The LTE mode is QPSK\_10MHz.

**Table 14.2-15: SAR Values (LTE Band7 - Head)**

| Ambient Temperature: 22.9°C |      |         |      |               |            | Liquid Temperature: 22.5°C |                          |                          |                          |                         |                         |                  |
|-----------------------------|------|---------|------|---------------|------------|----------------------------|--------------------------|--------------------------|--------------------------|-------------------------|-------------------------|------------------|
| Frequency                   |      | Mode    | Side | Test Position | Figure No. | Conducted Power (dBm)      | Max. tune-up Power (dBm) | Measured SAR(10g) (W/kg) | Reported SAR(10g) (W/kg) | Measured SAR(1g) (W/kg) | Reported SAR(1g) (W/kg) | Power Drift (dB) |
| Ch.                         | MHz  |         |      |               |            |                            |                          |                          |                          |                         |                         |                  |
| 20850                       | 2510 | 1RB_Mid | Left | Touch         | Fig.15     | 22.99                      | 24.00                    | 0.092                    | <b>0.12</b>              | 0.174                   | <b>0.22</b>             | -0.03            |

Note1: The LTE mode is QPSK\_20MHz.

**Table 14.2-16: SAR Values (LTE Band7 - Body)**

| Ambient Temperature: 22.9°C |      |         |               |            |                       | Liquid Temperature: 22.5°C |                          |                          |                         |                         |                  |
|-----------------------------|------|---------|---------------|------------|-----------------------|----------------------------|--------------------------|--------------------------|-------------------------|-------------------------|------------------|
| Frequency                   |      | Mode    | Test Position | Figure No. | Conducted Power (dBm) | Max. tune-up Power (dBm)   | Measured SAR(10g) (W/kg) | Reported SAR(10g) (W/kg) | Measured SAR(1g) (W/kg) | Reported SAR(1g) (W/kg) | Power Drift (dB) |
| Ch.                         | MHz  |         |               |            |                       |                            |                          |                          |                         |                         |                  |
| 20850                       | 2510 | 1RB_Mid | Bottom        | Fig.16     | 22.99                 | 24.00                      | 0.271                    | <b>0.34</b>              | 0.577                   | <b>0.73</b>             | -0.08            |

Note1: The distance between the EUT and the phantom bottom is 10mm

**Table 14.2-17: SAR Values (LTE Band12 - Head)**

| Ambient Temperature: 22.9 °C |     |         |      |               |            | Liquid Temperature: 22.5°C |                          |                          |                          |                         |                         |                  |
|------------------------------|-----|---------|------|---------------|------------|----------------------------|--------------------------|--------------------------|--------------------------|-------------------------|-------------------------|------------------|
| Frequency                    |     | Mode    | Side | Test Position | Figure No. | Conduct ed Power (dBm)     | Max. tune-up Power (dBm) | Measured SAR(10g) (W/kg) | Reported SAR(10g) (W/kg) | Measured SAR(1g) (W/kg) | Reported SAR(1g) (W/kg) | Power Drift (dB) |
| Ch.                          | MHz |         |      |               |            |                            |                          |                          |                          |                         |                         |                  |
| 23060                        | 704 | 1RB_Mid | Left | Touch         | Fig.17     | 23.82                      | 25.00                    | 0.104                    | <b>0.14</b>              | 0.135                   | <b>0.18</b>             | -0.11            |

Note1: The LTE mode is QPSK\_10MHz.

**Table 14.2-18: SAR Values (LTE Band12 - Body)**

| Ambient Temperature: 22.9 °C |     |         |               |            |                       | Liquid Temperature: 22.5°C |                          |                          |                         |                         |                  |  |
|------------------------------|-----|---------|---------------|------------|-----------------------|----------------------------|--------------------------|--------------------------|-------------------------|-------------------------|------------------|--|
| Frequency                    |     | Mode    | Test Position | Figure No. | Conducted Power (dBm) | Max. tune-up Power (dBm)   | Measured SAR(10g) (W/kg) | Reported SAR(10g) (W/kg) | Measured SAR(1g) (W/kg) | Reported SAR(1g) (W/kg) | Power Drift (dB) |  |
| Ch.                          | MHz |         |               |            |                       |                            |                          |                          |                         |                         |                  |  |
| 23060                        | 704 | 1RB_Mid | Rear          | Fig.18     | 23.82                 | 25.00                      | 0.184                    | <b>0.24</b>              | 0.237                   | <b>0.31</b>             | 0.01             |  |

Note1: The distance between the EUT and the phantom bottom is 10mm.

Note2: The LTE mode is QPSK\_10MHz.

**Table 14.2-19: SAR Values (LTE Band13 - Head)**

| Ambient Temperature: 22.9 °C |     |         |       |               |            | Liquid Temperature: 22.5°C |                          |                          |                          |                         |                         |                  |
|------------------------------|-----|---------|-------|---------------|------------|----------------------------|--------------------------|--------------------------|--------------------------|-------------------------|-------------------------|------------------|
| Frequency                    |     | Mode    | Side  | Test Position | Figure No. | Conduct ed Power (dBm)     | Max. tune-up Power (dBm) | Measured SAR(10g) (W/kg) | Reported SAR(10g) (W/kg) | Measured SAR(1g) (W/kg) | Reported SAR(1g) (W/kg) | Power Drift (dB) |
| Ch.                          | MHz |         |       |               |            |                            |                          |                          |                          |                         |                         |                  |
| 23230                        | 782 | 1RB_Mid | Right | Touch         | Fig.19     | 23.95                      | 25.00                    | 0.143                    | <b>0.18</b>              | 0.185                   | <b>0.24</b>             | -0.08            |

Note1: The LTE mode is QPSK\_10MHz.

**Table 14.2-20: SAR Values (LTE Band13 - Body)**

| Ambient Temperature: 22.9 °C |     |         |               |            |                       | Liquid Temperature: 22.5°C |                          |                          |                         |                         |                  |  |
|------------------------------|-----|---------|---------------|------------|-----------------------|----------------------------|--------------------------|--------------------------|-------------------------|-------------------------|------------------|--|
| Frequency                    |     | Mode    | Test Position | Figure No. | Conducted Power (dBm) | Max. tune-up Power (dBm)   | Measured SAR(10g) (W/kg) | Reported SAR(10g) (W/kg) | Measured SAR(1g) (W/kg) | Reported SAR(1g) (W/kg) | Power Drift (dB) |  |
| Ch.                          | MHz |         |               |            |                       |                            |                          |                          |                         |                         |                  |  |
| 23230                        | 782 | 1RB_Mid | Rear          | Fig.20     | 23.95                 | 25.00                      | 0.214                    | <b>0.27</b>              | 0.276                   | <b>0.35</b>             | -0.11            |  |

Note1: The distance between the EUT and the phantom bottom is 10mm.

Note2: The LTE mode is QPSK\_10MHz.



**Table 14.2-21: SAR Values (LTE Band38 - Head)**

| Frequency |      | Mode    | Side | Test Position | Figure No. | Conducted Power (dBm) | Max. tune-up Power (dBm) | Ambient Temperature: 22.9 °C |                          | Liquid Temperature: 22.5 °C |                         | Power Drift (dB) |
|-----------|------|---------|------|---------------|------------|-----------------------|--------------------------|------------------------------|--------------------------|-----------------------------|-------------------------|------------------|
| Ch.       | MHz  |         |      |               |            |                       |                          | Measured SAR(10g) (W/kg)     | Reported SAR(10g) (W/kg) | Measured SAR(1g) (W/kg)     | Reported SAR(1g) (W/kg) |                  |
| 37850     | 2580 | 1RB_Mid | Left | Touch         | Fig.21     | 22.91                 | 24.00                    | 0.060                        | <b>0.08</b>              | 0.112                       | <b>0.14</b>             | 0.10             |

Note1: The LTE mode is QPSK\_20MHz.

**Table 14.2-22: SAR Values (LTE Band38 - Body)**

| Frequency |      | Mode    | Test Position | Figure No. | Conducted Power (dBm) | Max. tune-up Power (dBm) | Ambient Temperature: 22.9 °C |                          | Liquid Temperature: 22.5 °C |                         | Power Drift (dB) |
|-----------|------|---------|---------------|------------|-----------------------|--------------------------|------------------------------|--------------------------|-----------------------------|-------------------------|------------------|
| Ch.       | MHz  |         |               |            |                       |                          | Measured SAR(10g) (W/kg)     | Reported SAR(10g) (W/kg) | Measured SAR(1g) (W/kg)     | Reported SAR(1g) (W/kg) |                  |
| 37850     | 2580 | 1RB_Mid | Bottom        | Fig.22     | 22.91                 | 24.00                    | 0.202                        | <b>0.26</b>              | 0.432                       | <b>0.56</b>             | 0.12             |

Note1: The distance between the EUT and the phantom bottom is 10mm.

Note2: The LTE mode is QPSK\_20MHz.

**Table 14.2-23: SAR Values (LTE Band66 - Head)**

| Frequency |      | Mode    | Side  | Test Position | Figure No. | Conducted Power (dBm) | Max. tune-up Power (dBm) | Ambient Temperature: 22.9 °C |                          | Liquid Temperature: 22.5 °C |                         | Power Drift (dB) |
|-----------|------|---------|-------|---------------|------------|-----------------------|--------------------------|------------------------------|--------------------------|-----------------------------|-------------------------|------------------|
| Ch.       | MHz  |         |       |               |            |                       |                          | Measured SAR(10g) (W/kg)     | Reported SAR(10g) (W/kg) | Measured SAR(1g) (W/kg)     | Reported SAR(1g) (W/kg) |                  |
| 132322    | 1745 | 1RB_Mid | Right | Touch         | Fig.23     | 23.16                 | 24.50                    | 0.109                        | <b>0.15</b>              | 0.172                       | <b>0.23</b>             | -0.10            |

Note1: The LTE mode is QPSK\_10MHz.

**Table 14.2-24: SAR Values (LTE Band66 - Body)**

| Frequency |      | Mode    | Test Position | Figure No. | Conducted Power (dBm) | Max. tune-up Power (dBm) | Ambient Temperature: 22.9 °C |                          | Liquid Temperature: 22.5 °C |                         | Power Drift (dB) |
|-----------|------|---------|---------------|------------|-----------------------|--------------------------|------------------------------|--------------------------|-----------------------------|-------------------------|------------------|
| Ch.       | MHz  |         |               |            |                       |                          | Measured SAR(10g) (W/kg)     | Reported SAR(10g) (W/kg) | Measured SAR(1g) (W/kg)     | Reported SAR(1g) (W/kg) |                  |
| 132572    | 1770 | 1RB_Mid | Rear          | Fig.24     | 23.16                 | 24.50                    | 0.236                        | <b>0.32</b>              | 0.417                       | <b>0.57</b>             | -0.04            |

Note1: The distance between the EUT and the phantom bottom is 10mm

Note2: The LTE mode is QPSK\_20MHz.



### 14.3 WLAN Evaluation for 2.4G

According to the KDB248227 D01, SAR is measured for 2.4GHz 802.11b DSSS using the initial test position procedure.

#### Head Evaluation

**Table 14.3-1: SAR Values (WLAN - Head)– 802.11b (Fast SAR)**

| Ambient Temperature: 22.9 °C |     |       |               |            |                       | Liquid Temperature: 22.5 °C |                          |                          |                         |                        |                  |
|------------------------------|-----|-------|---------------|------------|-----------------------|-----------------------------|--------------------------|--------------------------|-------------------------|------------------------|------------------|
| Frequency                    |     | Side  | Test Position | Figure No. | Conducted Power (dBm) | Max. tune-up Power (dBm)    | Measured SAR(10g) (W/kg) | Reported SAR(10g) (W/kg) | Measured SAR(1g) (W/kg) | Reported SAR(1g)(W/kg) | Power Drift (dB) |
| MHz                          | Ch. |       |               |            |                       |                             |                          |                          |                         |                        |                  |
| 2437                         | 6   | Left  | Touch         | /          | 18.29                 | 19                          | 0.112                    | <b>0.13</b>              | 0.217                   | <b>0.26</b>            | 0.09             |
| 2437                         | 6   | Left  | Tilt          | /          | 18.29                 | 19                          | 0.121                    | <b>0.14</b>              | 0.227                   | <b>0.27</b>            | 0.04             |
| 2437                         | 6   | Right | Touch         | /          | 18.29                 | 19                          | 0.209                    | <b>0.25</b>              | 0.397                   | <b>0.47</b>            | 0.13             |
| 2437                         | 6   | Right | Tilt          | /          | 18.29                 | 19                          | 0.179                    | <b>0.21</b>              | 0.347                   | <b>0.41</b>            | -0.02            |

As shown above table, the initial test position for head is “Right Touch”. So the head SAR of WLAN is presented as below:

**Table 14.3-2: SAR Values (WLAN - Head)– 802.11b (Full SAR)**

| Ambient Temperature: 22.9 °C |     |       |               |            |                       | Liquid Temperature: 22.5 °C |                          |                          |                         |                        |                  |
|------------------------------|-----|-------|---------------|------------|-----------------------|-----------------------------|--------------------------|--------------------------|-------------------------|------------------------|------------------|
| Frequency                    |     | Side  | Test Position | Figure No. | Conducted Power (dBm) | Max. tune-up Power (dBm)    | Measured SAR(10g) (W/kg) | Reported SAR(10g) (W/kg) | Measured SAR(1g) (W/kg) | Reported SAR(1g)(W/kg) | Power Drift (dB) |
| MHz                          | Ch. |       |               |            |                       |                             |                          |                          |                         |                        |                  |
| 2437                         | 6   | Right | Touch         | Fig.25     | 18.29                 | 19                          | 0.218                    | <b>0.26</b>              | 0.446                   | <b>0.53</b>            | 0.13             |
| 2437                         | 6   | Right | Tilt          | /          | 18.29                 | 19                          | 0.185                    | <b>0.22</b>              | 0.408                   | <b>0.48</b>            | -0.02            |

Note1: When the reported SAR of the initial test position is > 0.4 W/kg, SAR is repeated for the 802.11 transmission mode configuration tested in the initial test position using subsequent highest estimated 1-g SAR conditions determined by area scans, on the highest maximum output power channel, until the reported SAR is ≤ 0.8 W/kg.

Note2: For all positions/configurations tested using the initial test position and subsequent test positions, when the reported SAR is > 0.8 W/kg, SAR is measured for these test positions/configurations on the subsequent next highest measured output power channel until the reported SAR is ≤ 1.2 W/kg or all required channels are tested.

According to the KDB248227 D01, The reported SAR must be scaled to 100% transmission duty factor to determine compliance at the maximum tune-up tolerance limit. The scaled reported SAR is presented as below.

**Table 14.3-3: SAR Values (WLAN - Head) – 802.11b (Scaled Reported SAR)**

| Ambient Temperature: 22.9 °C |     |       |               |                    |                     | Liquid Temperature: 22.5 °C |                                |
|------------------------------|-----|-------|---------------|--------------------|---------------------|-----------------------------|--------------------------------|
| Frequency                    |     | Side  | Test Position | Actual duty factor | maximum duty factor | Reported SAR (1g)(W/kg)     | Scaled reported SAR (1g)(W/kg) |
| MHz                          | Ch. |       |               |                    |                     |                             |                                |
| 2437                         | 6   | Right | Touch         | 100%               | 100%                | <b>0.53</b>                 | <b>0.53</b>                    |

SAR is not required for OFDM because the 802.11b adjusted SAR ≤ 1.2 W/kg.

**Body Evaluation**
**Table 14.3-4: SAR Values (WLAN - Body)– 802.11b (Fast SAR)**

| Frequency |     | Test Position | Figure No. | Ambient Temperature: 22.9 °C |                          | Liquid Temperature: 22.5 °C |                          |                         |                         | Power Drift (dB) |
|-----------|-----|---------------|------------|------------------------------|--------------------------|-----------------------------|--------------------------|-------------------------|-------------------------|------------------|
| MHz       | Ch. |               |            | Conducted Power (dBm)        | Max. tune-up Power (dBm) | Measured SAR(10g) (W/kg)    | Reported SAR(10g) (W/kg) | Measured SAR(1g) (W/kg) | Reported SAR(1g) (W/kg) |                  |
| 2437      | 6   | Front         | /          | 18.29                        | 19                       | 0.062                       | <b>0.07</b>              | 0.119                   | <b>0.14</b>             | -0.06            |
| 2437      | 6   | Rear          | /          | 18.29                        | 19                       | 0.103                       | <b>0.12</b>              | 0.189                   | <b>0.22</b>             | -0.12            |
| 2437      | 6   | Left          | /          | 18.29                        | 19                       | 0.034                       | <b>0.04</b>              | 0.060                   | <b>0.07</b>             | -0.04            |
| 2437      | 6   | Top           | /          | 18.29                        | 19                       | 0.060                       | <b>0.07</b>              | 0.118                   | <b>0.14</b>             | 0.00             |

As shown above table, the initial test position for body is “Rear”. So the body SAR of WLAN is presented as below:

**Table 14.3-5: SAR Values (WLAN - Body)– 802.11b (Full SAR)**

| Frequency |     | Test Position | Figure No. | Ambient Temperature: 22.9 °C |                          | Liquid Temperature: 22.5 °C |                          |                         |                         | Power Drift (dB) |
|-----------|-----|---------------|------------|------------------------------|--------------------------|-----------------------------|--------------------------|-------------------------|-------------------------|------------------|
| MHz       | Ch. |               |            | Conducted Power (dBm)        | Max. tune-up Power (dBm) | Measured SAR(10g) (W/kg)    | Reported SAR(10g) (W/kg) | Measured SAR(1g) (W/kg) | Reported SAR(1g) (W/kg) |                  |
| 2437      | 6   | Rear          | Fig.26     | 18.29                        | 19                       | 0.089                       | <b>0.10</b>              | 0.174                   | <b>0.20</b>             | -0.12            |

Note1: When the reported SAR of the initial test position is > 0.4 W/kg, SAR is repeated for the 802.11 transmission mode configuration tested in the initial test position using subsequent highest estimated 1-g SAR conditions determined by area scans, on the highest maximum output power channel, until the reported SAR is  $\leq$  0.8 W/kg.

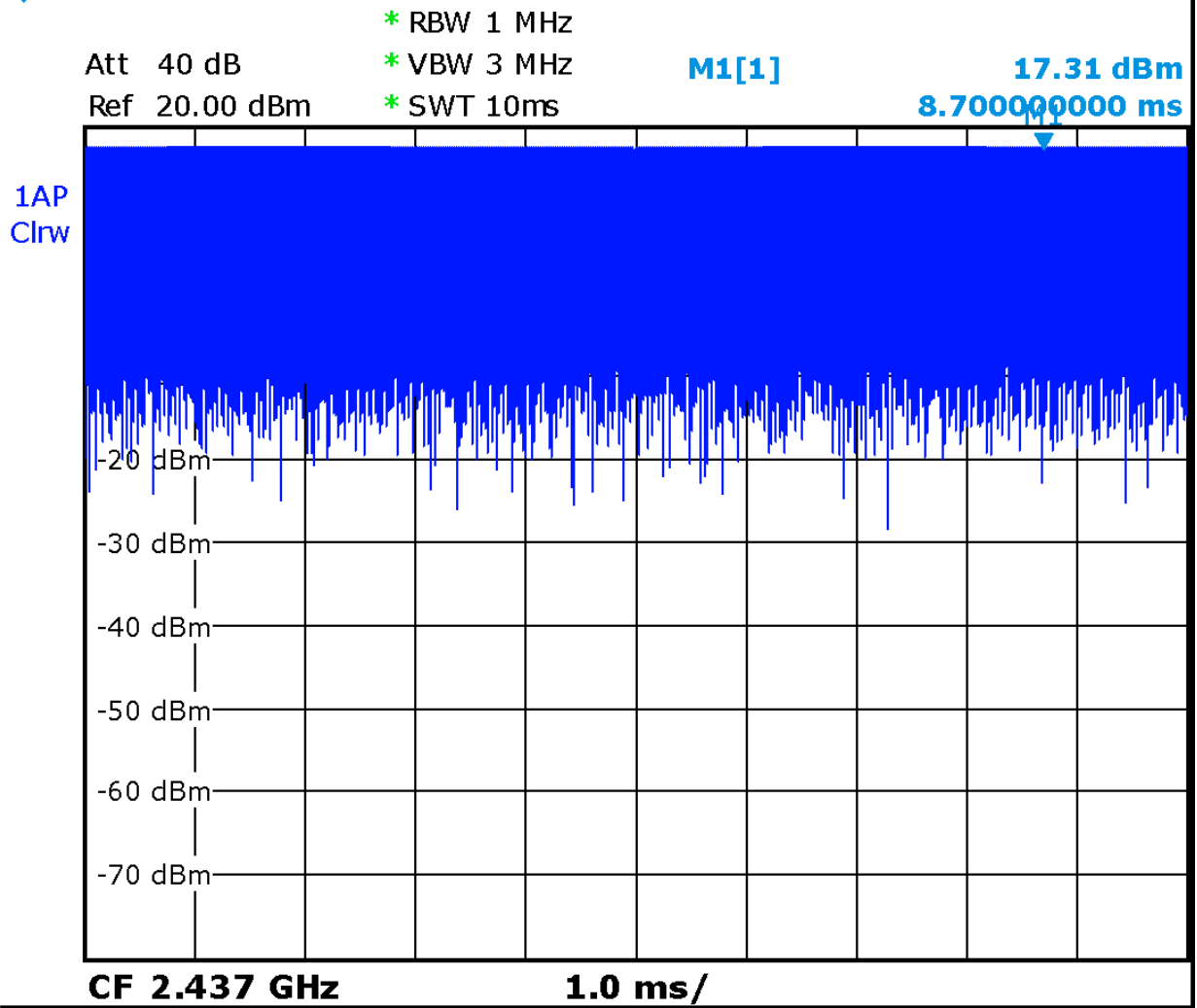
Note2: For all positions/configurations tested using the initial test position and subsequent test positions, when the reported SAR is > 0.8 W/kg, SAR is measured for these test positions/configurations on the subsequent next highest measured output power channel until the reported SAR is  $\leq$  1.2 W/kg or all required channels are tested.

According to the KDB248227 D01, The reported SAR must be scaled to 100% transmission duty factor to determine compliance at the maximum tune-up tolerance limit. The scaled reported SAR is presented as below.

**Table 14.3-6: SAR Values (WLAN - Body) – 802.11b (Scaled Reported SAR)**

| Frequency |     | Test Position | Ambient Temperature: 22.9 °C |                     | Liquid Temperature: 22.5 °C |                                |
|-----------|-----|---------------|------------------------------|---------------------|-----------------------------|--------------------------------|
| MHz       | Ch. |               | Actual duty factor           | maximum duty factor | Reported SAR (1g)(W/kg)     | Scaled reported SAR (1g)(W/kg) |
| 2437      | 6   | Rear          | 100%                         | 100%                | <b>0.20</b>                 | <b>0.20</b>                    |

SAR is not required for OFDM because the 802.11b adjusted SAR  $\leq$  1.2 W/kg.



Picture 14.1 Duty factor plot

## 15 SAR Measurement Variability

SAR measurement variability must be assessed for each frequency band, which is determined by the SAR probe calibration point and tissue-equivalent medium used for the device measurements. When both head and body tissue-equivalent media are required for SAR measurements in a frequency band, the variability measurement procedures should be applied to the tissue medium with the highest measured SAR, using the highest measured SAR configuration for that tissue-equivalent medium.

The following procedures are applied to determine if repeated measurements are required.

- 1) Repeated measurement is not required when the original highest measured SAR is  $< 0.80$  W/kg; steps 2) through 4) do not apply.
- 2) When the original highest measured SAR is  $\geq 0.80$  W/kg, repeat that measurement once.
- 3) Perform a second repeated measurement only if the ratio of largest to smallest SAR for the original and first repeated measurements is  $> 1.20$  or when the original or repeated measurement is  $\geq 1.45$  W/kg ( $\sim 10\%$  from the 1-g SAR limit).
- 4) Perform a third repeated measurement only if the original, first or second repeated measurement is  $\geq 1.5$  W/kg and the ratio of largest to smallest SAR for the original, first and second repeated measurements is  $> 1.20$ .

## 16 Measurement Uncertainty

### 16.1 Measurement Uncertainty for Normal SAR Tests (300MHz~3GHz)

| No.                        | Error Description                               | Type | Uncertainty value | Probably Distribution | Div.       | (Ci) 1g | (Ci) 10g | Std. Unc. (1g) | Std. Unc. (10g) | Degree of freedom |
|----------------------------|---|------|-------------------|-----------------------|------------|---------|----------|----------------|-----------------|-------------------|
| <b>Measurement system</b>  |   |      |                   |                       |            |         |          |                |                 |                   |
| 1                          | Probe calibration                               | B    | 6.0               | N                     | 1          | 1       | 1        | 6.0            | 6.0             | $\infty$          |
| 2                          | Isotropy  | B    | 4.7               | R                     | $\sqrt{3}$ | 0.7     | 0.7      | 1.9            | 1.9             | $\infty$          |
| 3                          | Boundary effect                                 | B    | 1.0               | R                     | $\sqrt{3}$ | 1       | 1        | 0.6            | 0.6             | $\infty$          |
| 4                          | Linearity                                       | B    | 4.7               | R                     | $\sqrt{3}$ | 1       | 1        | 2.7            | 2.7             | $\infty$          |
| 5                          | Detection limit                                 | B    | 1.0               | N                     | 1          | 1       | 1        | 0.6            | 0.6             | $\infty$          |
| 6                          | Readout electronics                             | B    | 0.3               | R                     | $\sqrt{3}$ | 1       | 1        | 0.3            | 0.3             | $\infty$          |
| 7                          | Response time                                   | B    | 0.8               | R                     | $\sqrt{3}$ | 1       | 1        | 0.5            | 0.5             | $\infty$          |
| 8                          | Integration time                                | B    | 2.6               | R                     | $\sqrt{3}$ | 1       | 1        | 1.5            | 1.5             | $\infty$          |
| 9                          | RF ambient conditions-noise                     | B    | 0                 | R                     | $\sqrt{3}$ | 1       | 1        | 0              | 0               | $\infty$          |
| 10                         | RFambient conditions-reflection                 | B    | 0                 | R                     | $\sqrt{3}$ | 1       | 1        | 0              | 0               | $\infty$          |
| 11                         | Probe positioned mech. restrictions             | B    | 0.4               | R                     | $\sqrt{3}$ | 1       | 1        | 0.2            | 0.2             | $\infty$          |
| 12                         | Probe positioning with respect to phantom shell | B    | 2.9               | R                     | $\sqrt{3}$ | 1       | 1        | 1.7            | 1.7             | $\infty$          |
| 13                         | Post-processing                                 | B    | 1.0               | R                     | $\sqrt{3}$ | 1       | 1        | 0.6            | 0.6             | $\infty$          |
| <b>Test sample related</b> |   |      |                   |                       |            |         |          |                |                 |                   |
| 14                         | Test sample positioning                         | A    | 3.3               | N                     | 1          | 1       | 1        | 3.3            | 3.3             | 71                |
| 15                         | Device holder uncertainty                       | A    | 3.4               | N                     | 1          | 1       | 1        | 3.4            | 3.4             | 5                 |
| 16                         | Drift of output power                           | B    | 5.0               | R                     | $\sqrt{3}$ | 1       | 1        | 2.9            | 2.9             | $\infty$          |
| <b>Phantom and set-up</b>  |   |      |                   |                       |            |         |          |                |                 |                   |
| 17                         | Phantom uncertainty                             | B    | 4.0               | R                     | $\sqrt{3}$ | 1       | 1        | 2.3            | 2.3             | $\infty$          |
| 18                         | Liquid conductivity (target)                    | B    | 5.0               | R                     | $\sqrt{3}$ | 0.64    | 0.43     | 1.8            | 1.2             | $\infty$          |
| 19                         | Liquid conductivity (meas.)                     | A    | 2.06              | N                     | 1          | 0.64    | 0.43     | 1.32           | 0.89            | 43                |
| 20                         | Liquid permittivity (target)                    | B    | 5.0               | R                     | $\sqrt{3}$ | 0.6     | 0.49     | 1.7            | 1.4             | $\infty$          |
| 21                         | Liquid permittivity (meas.)                     | A    | 1.6               | N                     | 1          | 0.6     | 0.49     | 1.0            | 0.8             | 521               |

|  |  |  |  |  |  |  |  |      |      |     |
|--|--|--|--|--|--|--|--|------|------|-----|
| Combined standard uncertainty                      | $u_c = \sqrt{\sum_{i=1}^{21} c_i^2 u_i^2}$ |  |  |  |  |  |  | 9.55 | 9.43 | 257 |
| Expanded uncertainty (confidence interval of 95 %) | $u_e = 2u_c$                               |  |  |  |  |  |  | 19.1 | 18.9 |     |

### 16.2 Measurement Uncertainty for Normal SAR Tests (3~6GHz)

| No.                        | Error Description                               | Type | Uncertainty value | Probably Distribution | Div.       | (Ci) 1g | (Ci) 10g | Std. Unc. (1g) | Std. Unc. (10g) | Degree of freedom |
|----------------------------|---|------|-------------------|-----------------------|------------|---------|----------|----------------|-----------------|-------------------|
| <b>Measurement system</b>  |   |      |                   |                       |            |         |          |                |                 |                   |
| 1                          | Probe calibration                               | B    | 6.55              | N                     | 1          | 1       | 1        | 6.55           | 6.55            | $\infty$          |
| 2                          | Isotropy  | B    | 4.7               | R                     | $\sqrt{3}$ | 0.7     | 0.7      | 1.9            | 1.9             | $\infty$          |
| 3                          | Boundary effect                                 | B    | 2.0               | R                     | $\sqrt{3}$ | 1       | 1        | 1.2            | 1.2             | $\infty$          |
| 4                          | Linearity                                       | B    | 4.7               | R                     | $\sqrt{3}$ | 1       | 1        | 2.7            | 2.7             | $\infty$          |
| 5                          | Detection limit                                 | B    | 1.0               | R                     | $\sqrt{3}$ | 1       | 1        | 0.6            | 0.6             | $\infty$          |
| 6                          | Readout electronics                             | B    | 0.3               | R                     | $\sqrt{3}$ | 1       | 1        | 0.3            | 0.3             | $\infty$          |
| 7                          | Response time                                   | B    | 0.8               | R                     | $\sqrt{3}$ | 1       | 1        | 0.5            | 0.5             | $\infty$          |
| 8                          | Integration time                                | B    | 2.6               | R                     | $\sqrt{3}$ | 1       | 1        | 1.5            | 1.5             | $\infty$          |
| 9                          | RF ambient conditions-noise                     | B    | 0                 | R                     | $\sqrt{3}$ | 1       | 1        | 0              | 0               | $\infty$          |
| 10                         | RFambient conditions-reflection                 | B    | 0                 | R                     | $\sqrt{3}$ | 1       | 1        | 0              | 0               | $\infty$          |
| 11                         | Probe positioned mech. restrictions             | B    | 0.8               | R                     | $\sqrt{3}$ | 1       | 1        | 0.5            | 0.5             | $\infty$          |
| 12                         | Probe positioning with respect to phantom shell | B    | 6.7               | R                     | $\sqrt{3}$ | 1       | 1        | 3.9            | 3.9             | $\infty$          |
| 13                         | Post-processing                                 | B    | 4.0               | R                     | $\sqrt{3}$ | 1       | 1        | 2.3            | 2.3             | $\infty$          |
| <b>Test sample related</b> |   |      |                   |                       |            |         |          |                |                 |                   |
| 14                         | Test sample positioning                         | A    | 3.3               | N                     | 1          | 1       | 1        | 3.3            | 3.3             | 71                |
| 15                         | Device holder uncertainty                       | A    | 3.4               | N                     | 1          | 1       | 1        | 3.4            | 3.4             | 5                 |
| 16                         | Drift of output power                           | B    | 5.0               | R                     | $\sqrt{3}$ | 1       | 1        | 2.9            | 2.9             | $\infty$          |
| <b>Phantom and set-up</b>  |   |      |                   |                       |            |         |          |                |                 |                   |
| 17                         | Phantom uncertainty                             | B    | 4.0               | R                     | $\sqrt{3}$ | 1       | 1        | 2.3            | 2.3             | $\infty$          |
| 18                         | Liquid conductivity (target)                    | B    | 5.0               | R                     | $\sqrt{3}$ | 0.64    | 0.43     | 1.8            | 1.2             | $\infty$          |
| 19                         | Liquid conductivity (meas.)                     | A    | 2.06              | N                     | 1          | 0.64    | 0.43     | 1.32           | 0.89            | 43                |
| 20                         | Liquid permittivity                             | B    | 5.0               | R                     | $\sqrt{3}$ | 0.6     | 0.49     | 1.7            | 1.4             | $\infty$          |

|  |                             |  |     |   |   |     |      |      |      |     |
|--|-----------------------------|--|-----|---|---|-----|------|------|------|-----|
|  | (target)                    |  |     |   |   |     |      |      |      |     |
| 21   | Liquid permittivity (meas.) | A  | 1.6 | N | 1 | 0.6 | 0.49 | 1.0  | 0.8  | 521 |
| Combined standard uncertainty                      |                             | $u_c = \sqrt{\sum_{i=1}^{21} c_i^2 u_i^2}$ |     |   |   |     |      | 10.7 | 10.6 | 257 |
| Expanded uncertainty (confidence interval of 95 %) |                             | $u_e = 2u_c$                               |     |   |   |     |      | 21.4 | 21.1 |     |

### 16.3 Measurement Uncertainty for Fast SAR Tests (300MHz~3GHz)

| No.                        | Error Description                               | Type | Uncertainty value | Probably Distribution | Div.       | (Ci) 1g | (Ci) 10g | Std. Unc. (1g) | Std. Unc. (10g) | Degree of freedom |
|----------------------------|---|------|-------------------|-----------------------|------------|---------|----------|----------------|-----------------|-------------------|
| <b>Measurement system</b>  |   |      |                   |                       |            |         |          |                |                 |                   |
| 1                          | Probe calibration                               | B    | 6.0               | N                     | 1          | 1       | 1        | 6.0            | 6.0             | $\infty$          |
| 2                          | Isotropy  | B    | 4.7               | R                     | $\sqrt{3}$ | 0.7     | 0.7      | 1.9            | 1.9             | $\infty$          |
| 3                          | Boundary effect                                 | B    | 1.0               | R                     | $\sqrt{3}$ | 1       | 1        | 0.6            | 0.6             | $\infty$          |
| 4                          | Linearity                                       | B    | 4.7               | R                     | $\sqrt{3}$ | 1       | 1        | 2.7            | 2.7             | $\infty$          |
| 5                          | Detection limit                                 | B    | 1.0               | R                     | $\sqrt{3}$ | 1       | 1        | 0.6            | 0.6             | $\infty$          |
| 6                          | Readout electronics                             | B    | 0.3               | R                     | $\sqrt{3}$ | 1       | 1        | 0.3            | 0.3             | $\infty$          |
| 7                          | Response time                                   | B    | 0.8               | R                     | $\sqrt{3}$ | 1       | 1        | 0.5            | 0.5             | $\infty$          |
| 8                          | Integration time                                | B    | 2.6               | R                     | $\sqrt{3}$ | 1       | 1        | 1.5            | 1.5             | $\infty$          |
| 9                          | RF ambient conditions-noise                     | B    | 0                 | R                     | $\sqrt{3}$ | 1       | 1        | 0              | 0               | $\infty$          |
| 10                         | RFambient conditions-reflection                 | B    | 0                 | R                     | $\sqrt{3}$ | 1       | 1        | 0              | 0               | $\infty$          |
| 11                         | Probe positioned mech. Restrictions             | B    | 0.4               | R                     | $\sqrt{3}$ | 1       | 1        | 0.2            | 0.2             | $\infty$          |
| 12                         | Probe positioning with respect to phantom shell | B    | 2.9               | R                     | $\sqrt{3}$ | 1       | 1        | 1.7            | 1.7             | $\infty$          |
| 13                         | Post-processing                                 | B    | 1.0               | R                     | $\sqrt{3}$ | 1       | 1        | 0.6            | 0.6             | $\infty$          |
| 14                         | Fast SAR z-Approximation                        | B    | 7.0               | R                     | $\sqrt{3}$ | 1       | 1        | 4.0            | 4.0             | $\infty$          |
| <b>Test sample related</b> |   |      |                   |                       |            |         |          |                |                 |                   |
| 15                         | Test sample positioning                         | A    | 3.3               | N                     | 1          | 1       | 1        | 3.3            | 3.3             | 71                |
| 16                         | Device holder uncertainty                       | A    | 3.4               | N                     | 1          | 1       | 1        | 3.4            | 3.4             | 5                 |
| 17                         | Drift of output power                           | B    | 5.0               | R                     | $\sqrt{3}$ | 1       | 1        | 2.9            | 2.9             | $\infty$          |
| <b>Phantom and set-up</b>  |   |      |                   |                       |            |         |          |                |                 |                   |
| 18                         | Phantom uncertainty                             | B    | 4.0               | R                     | $\sqrt{3}$ | 1       | 1        | 2.3            | 2.3             | $\infty$          |

|  |                              |  |      |   |            |      |      |      |      |          |
|--|------------------------------|--|------|---|------------|------|------|------|------|----------|
| 19   | Liquid conductivity (target) | B  | 5.0  | R | $\sqrt{3}$ | 0.64 | 0.43 | 1.8  | 1.2  | $\infty$ |
| 20   | Liquid conductivity (meas.)  | A  | 2.06 | N | 1          | 0.64 | 0.43 | 1.32 | 0.89 | 43       |
| 21   | Liquid permittivity (target) | B  | 5.0  | R | $\sqrt{3}$ | 0.6  | 0.49 | 1.7  | 1.4  | $\infty$ |
| 22   | Liquid permittivity (meas.)  | A  | 1.6  | N | 1          | 0.6  | 0.49 | 1.0  | 0.8  | 521      |
| Combined standard uncertainty                      |                              | $u_c = \sqrt{\sum_{i=1}^{22} c_i^2 u_i^2}$ |      |   |            |      |      | 10.4 | 10.3 | 257      |
| Expanded uncertainty (confidence interval of 95 %) |                              | $u_e = 2u_c$                               |      |   |            |      |      | 20.8 | 20.6 |          |

#### 16.4 Measurement Uncertainty for Fast SAR Tests (3~6GHz)

| No.                        | Error Description                               | Type | Uncertainty value | Probably Distribution | Div.       | (Ci) 1g | (Ci) 10g | Std. Unc. (1g) | Std. Unc. (10g) | Degree of freedom |
|----------------------------|---|------|-------------------|-----------------------|------------|---------|----------|----------------|-----------------|-------------------|
| <b>Measurement system</b>  |   |      |                   |                       |            |         |          |                |                 |                   |
| 1                          | Probe calibration                               | B    | 6.55              | N                     | 1          | 1       | 1        | 6.55           | 6.55            | $\infty$          |
| 2                          | Isotropy  | B    | 4.7               | R                     | $\sqrt{3}$ | 0.7     | 0.7      | 1.9            | 1.9             | $\infty$          |
| 3                          | Boundary effect                                 | B    | 2.0               | R                     | $\sqrt{3}$ | 1       | 1        | 1.2            | 1.2             | $\infty$          |
| 4                          | Linearity                                       | B    | 4.7               | R                     | $\sqrt{3}$ | 1       | 1        | 2.7            | 2.7             | $\infty$          |
| 5                          | Detection limit                                 | B    | 1.0               | R                     | $\sqrt{3}$ | 1       | 1        | 0.6            | 0.6             | $\infty$          |
| 6                          | Readout electronics                             | B    | 0.3               | R                     | $\sqrt{3}$ | 1       | 1        | 0.3            | 0.3             | $\infty$          |
| 7                          | Response time                                   | B    | 0.8               | R                     | $\sqrt{3}$ | 1       | 1        | 0.5            | 0.5             | $\infty$          |
| 8                          | Integration time                                | B    | 2.6               | R                     | $\sqrt{3}$ | 1       | 1        | 1.5            | 1.5             | $\infty$          |
| 9                          | RF ambient conditions-noise                     | B    | 0                 | R                     | $\sqrt{3}$ | 1       | 1        | 0              | 0               | $\infty$          |
| 10                         | RF ambient conditions-reflection                | B    | 0                 | R                     | $\sqrt{3}$ | 1       | 1        | 0              | 0               | $\infty$          |
| 11                         | Probe positioned mech. Restrictions             | B    | 0.8               | R                     | $\sqrt{3}$ | 1       | 1        | 0.5            | 0.5             | $\infty$          |
| 12                         | Probe positioning with respect to phantom shell | B    | 6.7               | R                     | $\sqrt{3}$ | 1       | 1        | 3.9            | 3.9             | $\infty$          |
| 13                         | Post-processing                                 | B    | 1.0               | R                     | $\sqrt{3}$ | 1       | 1        | 0.6            | 0.6             | $\infty$          |
| 14                         | Fast SAR z-Approximation                        | B    | 14.0              | R                     | $\sqrt{3}$ | 1       | 1        | 8.1            | 8.1             | $\infty$          |
| <b>Test sample related</b> |   |      |                   |                       |            |         |          |                |                 |                   |
| 15                         | Test sample positioning                         | A    | 3.3               | N                     | 1          | 1       | 1        | 3.3            | 3.3             | 71                |



|  |                              |  |      |   |            |      |      |      |      |          |
|--|------------------------------|--|------|---|------------|------|------|------|------|----------|
| 16   | Device holder uncertainty    | A  | 3.4  | N | 1          | 1    | 1    | 3.4  | 3.4  | 5        |
| 17   | Drift of output power        | B  | 5.0  | R | $\sqrt{3}$ | 1    | 1    | 2.9  | 2.9  | $\infty$ |
| <b>Phantom and set-up</b>                          |                              |  |      |   |            |      |      |      |      |          |
| 18   | Phantom uncertainty          | B  | 4.0  | R | $\sqrt{3}$ | 1    | 1    | 2.3  | 2.3  | $\infty$ |
| 19   | Liquid conductivity (target) | B  | 5.0  | R | $\sqrt{3}$ | 0.64 | 0.43 | 1.8  | 1.2  | $\infty$ |
| 20   | Liquid conductivity (meas.)  | A  | 2.06 | N | 1          | 0.64 | 0.43 | 1.32 | 0.89 | 43       |
| 21   | Liquid permittivity (target) | B  | 5.0  | R | $\sqrt{3}$ | 0.6  | 0.49 | 1.7  | 1.4  | $\infty$ |
| 22   | Liquid permittivity (meas.)  | A  | 1.6  | N | 1          | 0.6  | 0.49 | 1.0  | 0.8  | 521      |
| Combined standard uncertainty                      |                              | $u_c = \sqrt{\sum_{i=1}^{22} c_i^2 u_i^2}$ |      |   |            |      |      | 13.5 | 13.4 | 257      |
| Expanded uncertainty (confidence interval of 95 %) |                              | $u_e = 2u_c$                               |      |   |            |      |      | 27.0 | 26.8 |          |

## 17 MAIN TEST INSTRUMENTS

**Table 17.1: List of Main Instruments**

| No. | Name                  | Type          | Serial Number | Calibration Date         | Valid Period |
|-----|-----------------------|---------------|---------------|--------------------------|--------------|
| 01  | Network analyzer      | N5239A        | MY55491241    | June 10, 2019            | One year     |
| 02  | Power meter           | NRP2          | 106277        | September 4, 2019        | One year     |
| 03  | Power sensor          | NRP8S         | 104291        |                          |              |
| 04  | Signal Generator      | E4438C        | MG3700A       | June 18, 2019            | One Year     |
| 05  | Amplifier             | 60S1G4        | 0331848       | No Calibration Requested |              |
| 06  | BTS                   | CMW500        | 166370        | June 27, 2019            | One year     |
| 07  | E-field Probe         | SPEAG EX3DV4  | 7307          | May 24, 2019             | One year     |
| 08  | DAE                   | SPEAG DAE4    | 1289          | April 11,2019            | One year     |
| 09  | Dipole Validation Kit | SPEAG D750V3  | 1017          | July 23,2018             | One year     |
| 10  | Dipole Validation Kit | SPEAG D835V2  | 4d069         | July 23,2018             | One year     |
| 11  | Dipole Validation Kit | SPEAG D1750V2 | 1003          | July 20,2018             | One year     |
| 12  | Dipole Validation Kit | SPEAG D1900V2 | 5d101         | July 24,2018             | One year     |
| 13  | Dipole Validation Kit | SPEAG D2450V2 | 853           | July 24,2018             | One year     |
| 14  | Dipole Validation Kit | SPEAG D2600V2 | 1012          | July 26,2018             | One year     |

\*\*\*END OF REPORT BODY\*\*\*

## ANNEX A Graph Results

### GSM850\_CH251 Right Cheek

Date: 2/7/2020

Electronics: DAE4 Sn1289

Medium: head 835 MHz

Medium parameters used:  $f = 848.8$ ;  $\sigma = 0.914$  mho/m;  $\epsilon_r = 41.58$ ;  $\rho = 1000$  kg/m<sup>3</sup>

Ambient Temperature: 22.5°C, Liquid Temperature: 22.3°C

Communication System: GSM850 848.8 Duty Cycle: 1: 2

Probe: EX3DV4 – SN7307 ConvF(10.45,10.45,10.45)

**Area Scan (71x121x1):** Interpolated grid: dx=1.000 mm, dy=1.000 mm

Maximum value of SAR (interpolated) = 0.168 W/kg

**Zoom Scan (7x7x7)/Cube 0:** Measurement grid: dx=5mm, dy=5mm, dz=5mm

Reference Value = 5.406 V/m; Power Drift = 0.1 dB

Peak SAR (extrapolated) = 0.186 W/kg

**SAR(1 g) = 0.147 W/kg; SAR(10 g) = 0.114 W/kg**

Maximum value of SAR (measured) = 0.168 W/kg

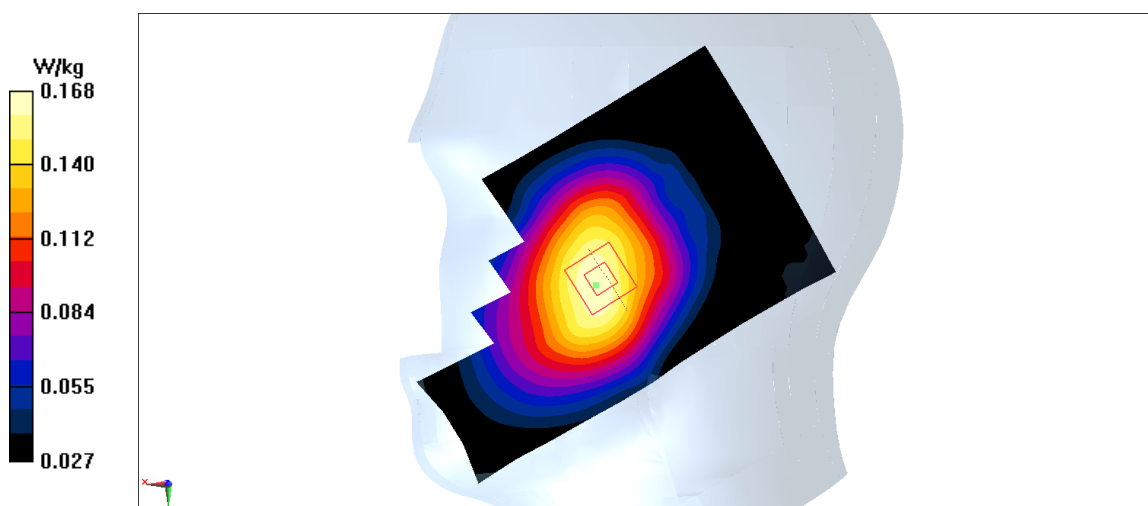


Fig A.1

**GSM850\_CH251 Rear**

Date: 2/7/2020

Electronics: DAE4 Sn1289

Medium: body 835 MHz

Medium parameters used:  $f = 848.8$ ;  $\sigma = 1.001$  mho/m;  $\epsilon_r = 56.08$ ;  $\rho = 1000$  kg/m<sup>3</sup>

Ambient Temperature: 22.5°C, Liquid Temperature: 22.3°C

Communication System: GSM850 848.8 Duty Cycle: 1: 2

Probe: EX3DV4 – SN7307 ConvF(10.45,10.45,10.45)

**Area Scan (71x121x1):** Interpolated grid: dx=1.000 mm, dy=1.000 mm

Maximum value of SAR (interpolated) = 0.249 W/kg

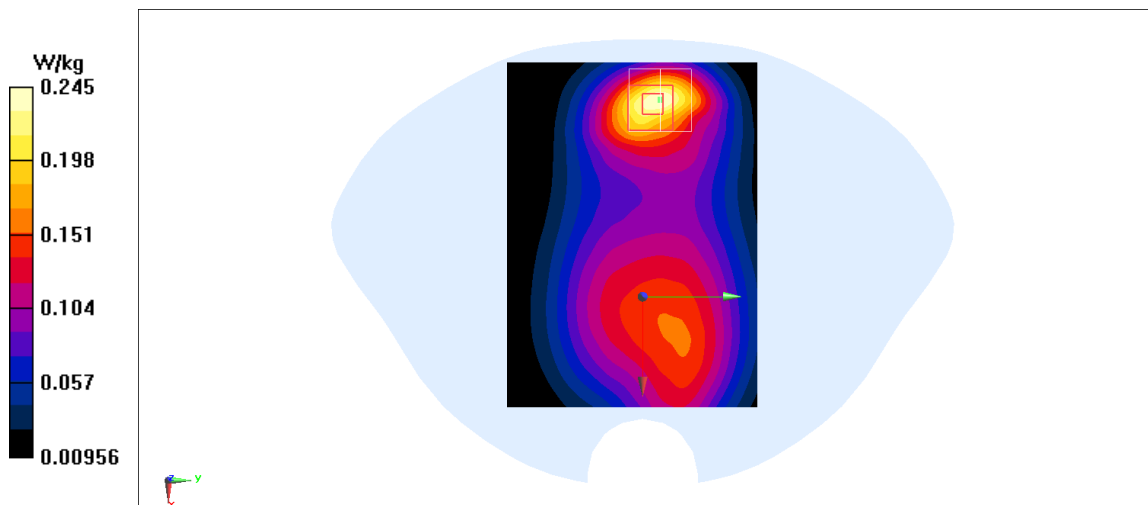
**Zoom Scan (7x7x7)/Cube 0:** Measurement grid: dx=5mm, dy=5mm, dz=5mm

Reference Value = 11 V/m; Power Drift = 0.12 dB

Peak SAR (extrapolated) = 0.308 W/kg

**SAR(1 g) = 0.184 W/kg; SAR(10 g) = 0.112 W/kg**

Maximum value of SAR (measured) = 0.245 W/kg

**Fig A.2**

**PCS1900\_CH661 Left Cheek**

Date: 2/9/2020

Electronics: DAE4 Sn1289

Medium: head 1900 MHz

Medium parameters used:  $f = 1880$ ;  $\sigma = 1.371$  mho/m;  $\epsilon_r = 39.57$ ;  $\rho = 1000$  kg/m<sup>3</sup>

Ambient Temperature: 22.5°C, Liquid Temperature: 22.3°C

Communication System: PCS1900 1880 Duty Cycle: 1: 2

Probe: EX3DV4 – SN7307 ConvF(8.56,8.56,8.56)

**Area Scan (71x121x1):** Interpolated grid: dx=1.000 mm, dy=1.000 mm

Maximum value of SAR (interpolated) = 0.197 W/kg

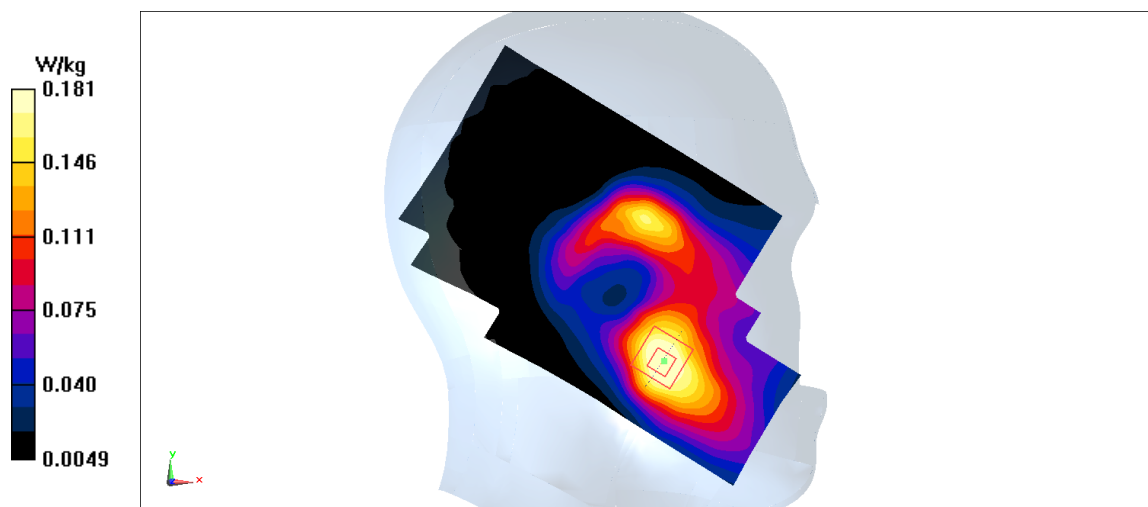
**Zoom Scan (7x7x7)/Cube 0:** Measurement grid: dx=5mm, dy=5mm, dz=5mm

Reference Value = 7.623 V/m; Power Drift = 0.11 dB

Peak SAR (extrapolated) = 0.234 W/kg

**SAR(1 g) = 0.154 W/kg; SAR(10 g) = 0.098 W/kg**

Maximum value of SAR (measured) = 0.181 W/kg

**Fig A.3**

**PCS1900\_CH661 Rear**

Date: 2/9/2020

Electronics: DAE4 Sn1289

Medium: body 1900 MHz

Medium parameters used:  $f = 1880$ ;  $\sigma = 1.517$  mho/m;  $\epsilon_r = 53.21$ ;  $\rho = 1000$  kg/m<sup>3</sup>

Ambient Temperature: 22.5°C, Liquid Temperature: 22.3°C

Communication System: PCS1900 1880 Duty Cycle: 1: 2

Probe: EX3DV4 – SN7307 ConvF(8.56,8.56,8.56)

**Area Scan (71x121x1):** Interpolated grid: dx=1.000 mm, dy=1.000 mm

Maximum value of SAR (interpolated) = 0.613 W/kg

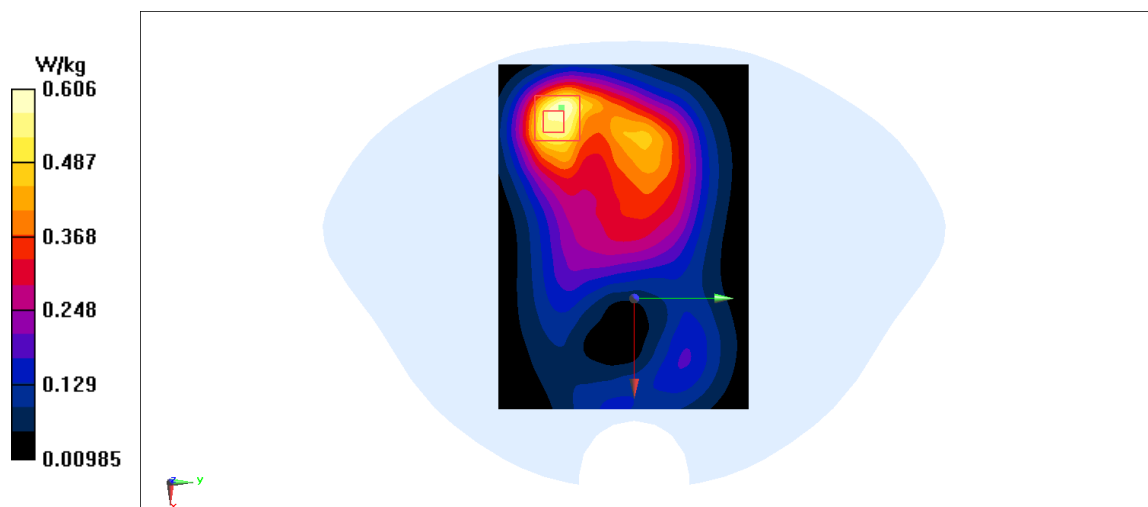
**Zoom Scan (7x7x7)/Cube 0:** Measurement grid: dx=5mm, dy=5mm, dz=5mm

Reference Value = 11.56 V/m; Power Drift = -0.12 dB

Peak SAR (extrapolated) = 0.77 W/kg

**SAR(1 g) = 0.432 W/kg; SAR(10 g) = 0.242 W/kg**

Maximum value of SAR (measured) = 0.606 W/kg

**Fig A.4**

**WCDMA1900-BII\_CH9538 Right Cheek**

Date: 2/9/2020

Electronics: DAE4 Sn1289

Medium: head 1900 MHz

Medium parameters used:  $f = 1907.6$ ;  $\sigma = 1.398$  mho/m;  $\epsilon_r = 39.54$ ;  $\rho = 1000$  kg/m<sup>3</sup>

Ambient Temperature: 22.5°C, Liquid Temperature: 22.3°C

Communication System: WCDMA1900-BII 1907.6 Duty Cycle: 1: 1

Probe: EX3DV4 – SN7307 ConvF(8.56,8.56,8.56)

**Area Scan (71x121x1):** Interpolated grid: dx=1.000 mm, dy=1.000 mm

Maximum value of SAR (interpolated) = 0.26 W/kg

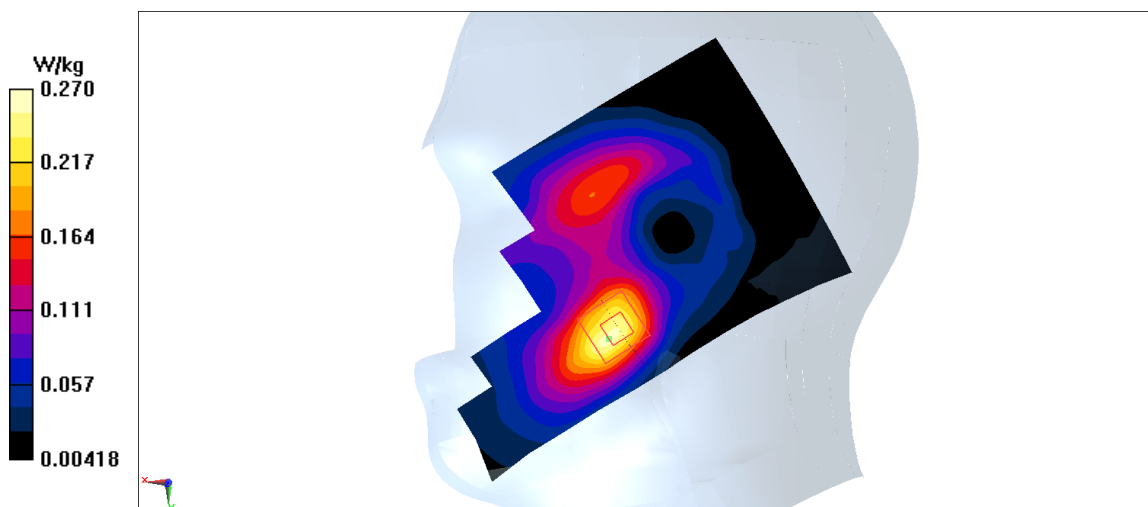
**Zoom Scan (7x7x7)/Cube 0:** Measurement grid: dx=5mm, dy=5mm, dz=5mm

Reference Value = 6.076 V/m; Power Drift = 0.11 dB

Peak SAR (extrapolated) = 0.329 W/kg

**SAR(1 g) = 0.206 W/kg; SAR(10 g) = 0.123 W/kg**

Maximum value of SAR (measured) = 0.27 W/kg



**Fig A.5**

**WCDMA1900-BII\_CH9538 Rear**

Date: 2/9/2020

Electronics: DAE4 Sn1289

Medium: body 1900 MHz

Medium parameters used:  $f = 1907.6$ ;  $\sigma = 1.544$  mho/m;  $\epsilon_r = 53.18$ ;  $\rho = 1000$  kg/m<sup>3</sup>

Ambient Temperature: 22.5°C, Liquid Temperature: 22.3°C

Communication System: WCDMA1900-BII 1907.6 Duty Cycle: 1: 1

Probe: EX3DV4 – SN7307 ConvF(8.56,8.56,8.56)

**Area Scan (71x121x1):** Interpolated grid: dx=1.000 mm, dy=1.000 mm

Maximum value of SAR (interpolated) = 0.658 W/kg

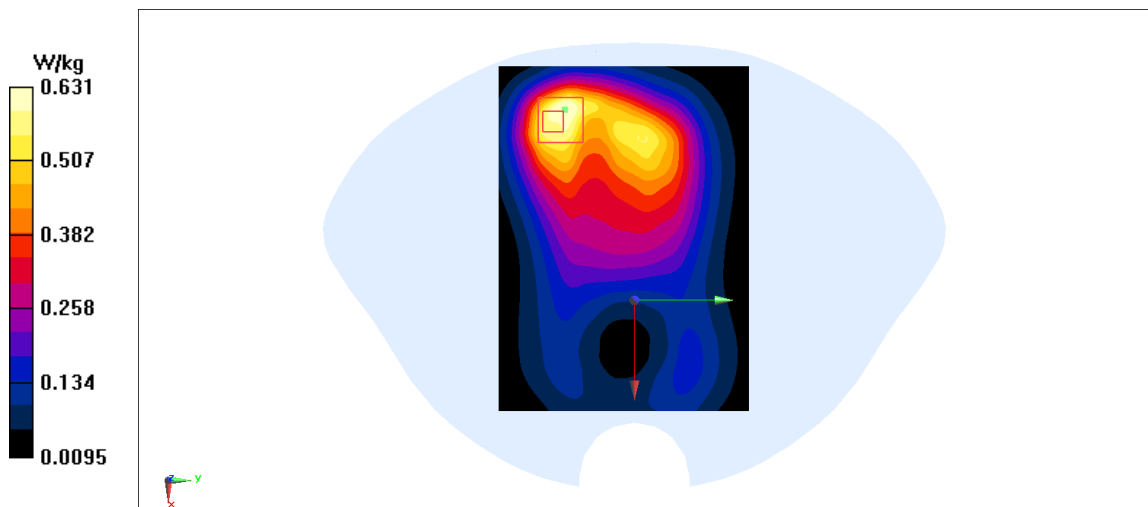
**Zoom Scan (7x7x7)/Cube 0:** Measurement grid: dx=5mm, dy=5mm, dz=5mm

Reference Value = 12.05 V/m; Power Drift = 0.03 dB

Peak SAR (extrapolated) = 0.81 W/kg

**SAR(1 g) = 0.451 W/kg; SAR(10 g) = 0.256 W/kg**

Maximum value of SAR (measured) = 0.631 W/kg



**Fig A.6**

**WCDMA1700-BIV\_CH1513 Left Cheek**

Date: 2/8/2020

Electronics: DAE4 Sn1289

Medium: head 1750 MHz

Medium parameters used:  $f = 1752.6$ ;  $\sigma = 1.383$  mho/m;  $\epsilon_r = 40.68$ ;  $\rho = 1000$  kg/m<sup>3</sup>

Ambient Temperature: 22.5°C, Liquid Temperature: 22.3°C

Communication System: WCDMA1700-BIV 1752.6 Duty Cycle: 1: 1

Probe: EX3DV4 – SN7307 ConvF(8.86,8.86,8.86)

**Area Scan (71x121x1):** Interpolated grid: dx=1.000 mm, dy=1.000 mm

Maximum value of SAR (interpolated) = 0.202 W/kg


**Zoom Scan (7x7x7)/Cube 0:** Measurement grid: dx=5mm, dy=5mm, dz=5mm

Reference Value = 7.902 V/m; Power Drift = 0.09 dB

Peak SAR (extrapolated) = 0.23 W/kg

**SAR(1 g) = 0.157 W/kg; SAR(10 g) = 0.103 W/kg**

Maximum value of SAR (measured) = 0.181 W/kg

**Fig A.7**



**WCDMA1700-BIV\_CH1412 Rear**

Date: 2/8/2020

Electronics: DAE4 Sn1289

Medium: body 1750 MHz

Medium parameters used:  $f = 1732.5$ ;  $\sigma = 1.497$  mho/m;  $\epsilon_r = 53.24$ ;  $\rho = 1000$  kg/m<sup>3</sup>

Ambient Temperature: 22.5°C, Liquid Temperature: 22.3°C

Communication System: WCDMA1700-BIV 1732.5 Duty Cycle: 1: 1

Probe: EX3DV4 – SN7307 ConvF(8.86,8.86,8.86)

**Area Scan (71x121x1):** Interpolated grid: dx=1.000 mm, dy=1.000 mm

Maximum value of SAR (interpolated) = 0.484 W/kg

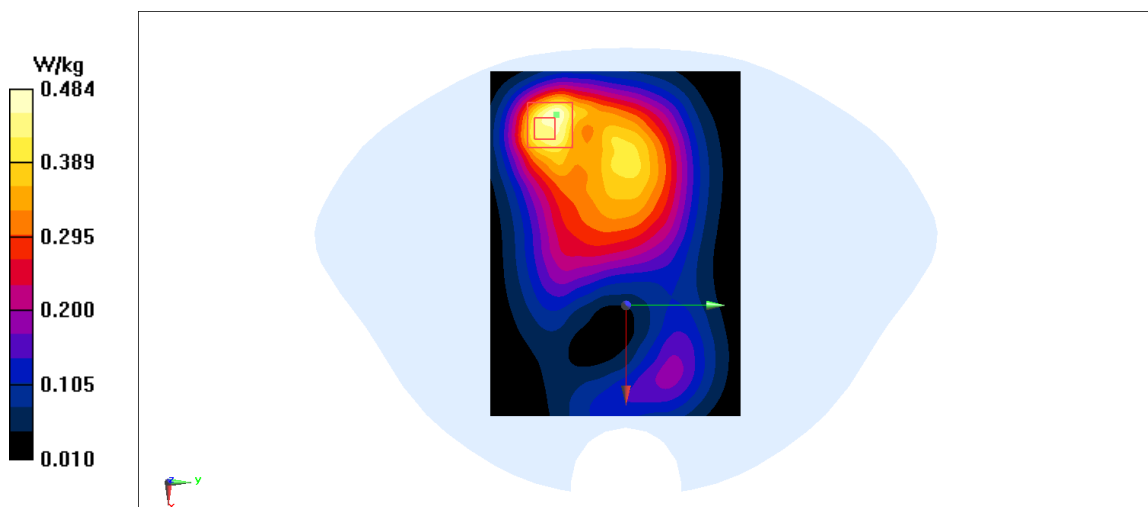
**Zoom Scan (7x7x7)/Cube 0:** Measurement grid: dx=5mm, dy=5mm, dz=5mm

Reference Value = 10.63 V/m; Power Drift = 0.03 dB

Peak SAR (extrapolated) = 0.606 W/kg

**SAR(1 g) = 0.351 W/kg; SAR(10 g) = 0.202 W/kg**

Maximum value of SAR (measured) = 0.484 W/kg



**Fig A.8**

**WCDMA850-BV\_CH4233 Right Cheek**

Date: 2/7/2020

Electronics: DAE4 Sn1289

Medium: head 835 MHz

Medium parameters used:  $f = 846.6$ ;  $\sigma = 0.912$  mho/m;  $\epsilon_r = 41.59$ ;  $\rho = 1000$  kg/m<sup>3</sup>

Ambient Temperature: 22.5°C, Liquid Temperature: 22.3°C

Communication System: WCDMA850-BV 846.6 Duty Cycle: 1: 1

Probe: EX3DV4 – SN7307 ConvF(10.45,10.45,10.45)

**Area Scan (71x121x1):** Interpolated grid: dx=1.000 mm, dy=1.000 mm

Maximum value of SAR (interpolated) = 0.229 W/kg

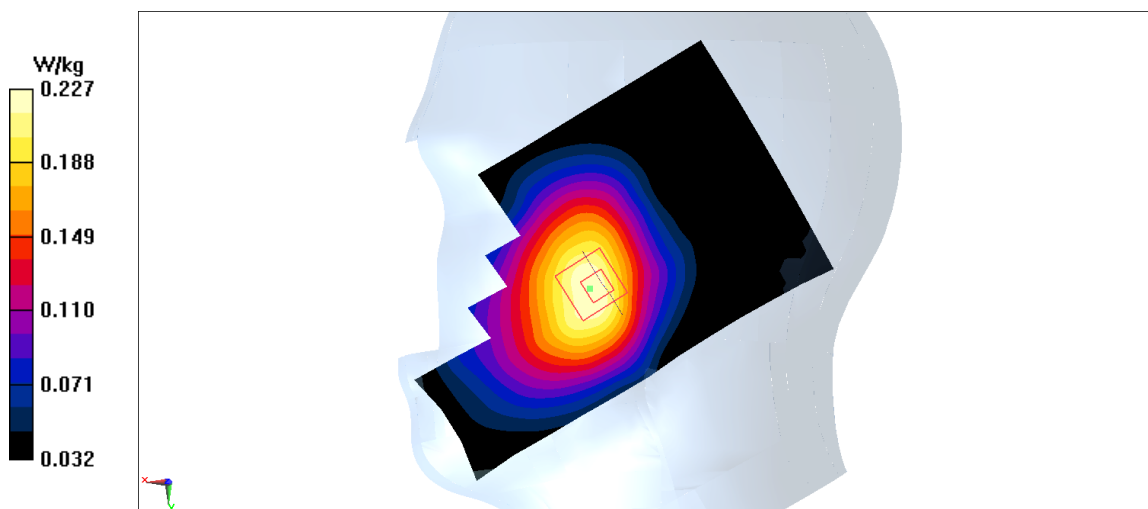
**Zoom Scan (7x7x7)/Cube 0:** Measurement grid: dx=5mm, dy=5mm, dz=5mm

Reference Value = 4.062 V/m; Power Drift = 0.06 dB

Peak SAR (extrapolated) = 0.257 W/kg

**SAR(1 g) = 0.198 W/kg; SAR(10 g) = 0.151 W/kg**

Maximum value of SAR (measured) = 0.227 W/kg



**Fig A.9**

**WCDMA850-BV\_CH4233 Rear**

Date: 2/7/2020

Electronics: DAE4 Sn1289

Medium: body 835 MHz

Medium parameters used:  $f = 846.6$ ;  $\sigma = 0.999$  mho/m;  $\epsilon_r = 56.09$ ;  $\rho = 1000$  kg/m<sup>3</sup>

Ambient Temperature: 22.5°C, Liquid Temperature: 22.3°C

Communication System: WCDMA850-BV 846.6 Duty Cycle: 1: 1

Probe: EX3DV4 – SN7307 ConvF(10.45,10.45,10.45)

**Area Scan (71x121x1):** Interpolated grid: dx=1.000 mm, dy=1.000 mm

Maximum value of SAR (interpolated) = 0.355 W/kg

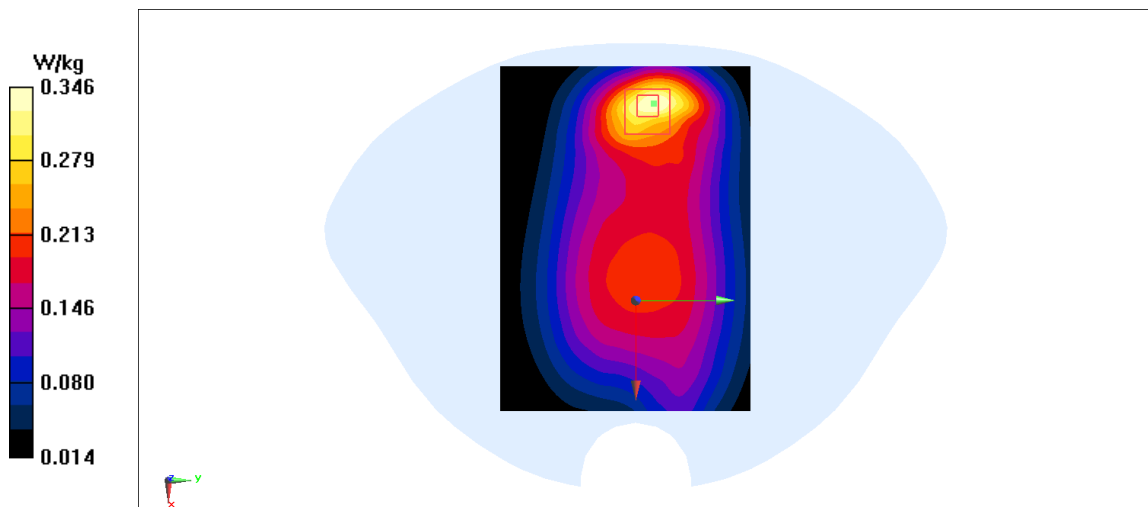
**Zoom Scan (7x7x7)/Cube 0:** Measurement grid: dx=5mm, dy=5mm, dz=5mm

Reference Value = 14.19 V/m; Power Drift = -0.07 dB

Peak SAR (extrapolated) = 0.437 W/kg

**SAR(1 g) = 0.257 W/kg; SAR(10 g) = 0.155 W/kg**

Maximum value of SAR (measured) = 0.346 W/kg

**Fig A.10**

**LTE1900-FDD2\_CH18900 Left Cheek**

Date: 2/9/2020

Electronics: DAE4 Sn1289

Medium: head 1900 MHz

Medium parameters used:  $f = 1880$  MHz;  $\sigma = 1.371$  mho/m;  $\epsilon_r = 39.57$ ;  $\rho = 1000$  kg/m<sup>3</sup>

Ambient Temperature: 22.5°C, Liquid Temperature: 22.3°C

Communication System: LTE1900-FDD2 1880 MHz Duty Cycle: 1: 1

Probe: EX3DV4 – SN7307 ConvF(8.56,8.56,8.56)

**Area Scan (71x121x1):** Interpolated grid: dx=1.000 mm, dy=1.000 mm

Maximum value of SAR (interpolated) = 0.178 W/kg

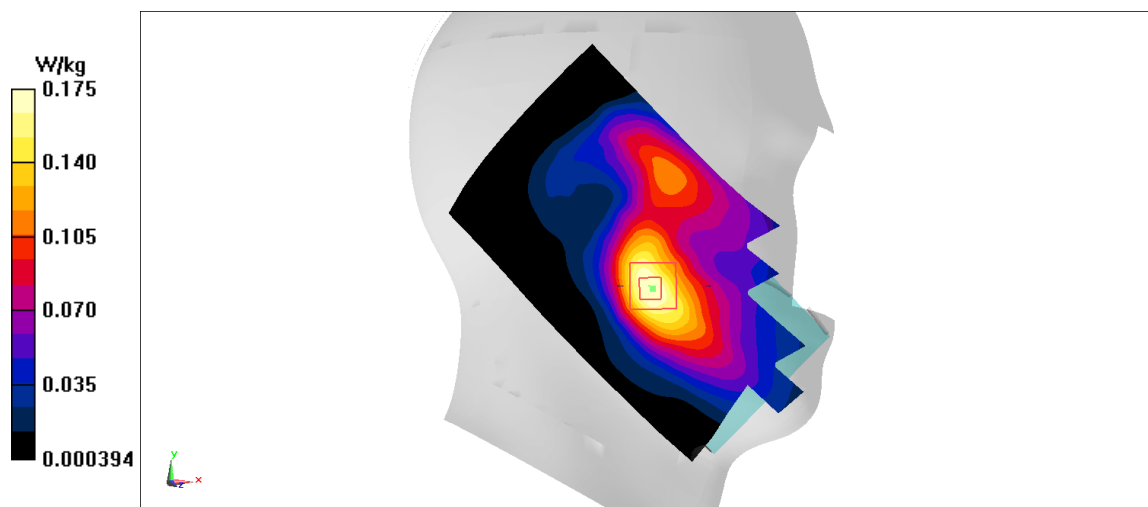
**Zoom Scan (7x7x7)/Cube 0:** Measurement grid: dx=5mm, dy=5mm, dz=5mm

Reference Value = 4.781 V/m; Power Drift = 0.07 dB

Peak SAR (extrapolated) = 0.232 W/kg

**SAR(1 g) = 0.15 W/kg; SAR(10 g) = 0.094 W/kg**

Maximum value of SAR (measured) = 0.175 W/kg

**Fig A.11**

**LTE1900-FDD2\_CH18900 Rear**

Date: 2/9/2020

Electronics: DAE4 Sn1289

Medium: body 1900 MHz

Medium parameters used:  $f = 1880$  MHz;  $\sigma = 1.517$  mho/m;  $\epsilon_r = 53.21$ ;  $\rho = 1000$  kg/m<sup>3</sup>

Ambient Temperature: 22.5°C, Liquid Temperature: 22.3°C

Communication System: LTE1900-FDD2 1880 MHz Duty Cycle: 1: 1

Probe: EX3DV4 – SN7307 ConvF(8.56,8.56,8.56)

**Area Scan (71x121x1):** Interpolated grid: dx=1.000 mm, dy=1.000 mm

Maximum value of SAR (interpolated) = 0.258 W/kg

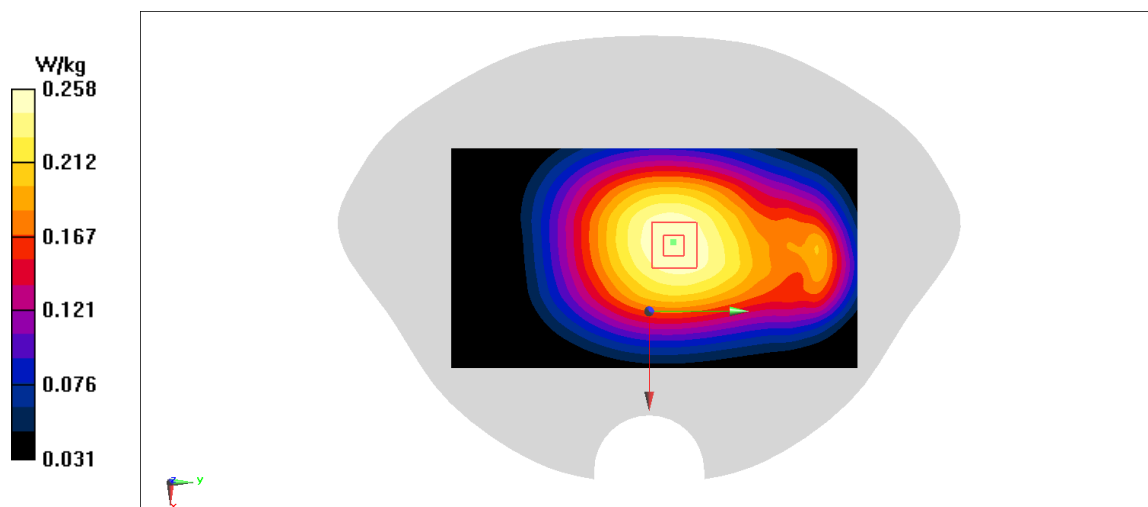
**Zoom Scan (7x7x7)/Cube 0:** Measurement grid: dx=5mm, dy=5mm, dz=5mm

Reference Value = 17.22 V/m; Power Drift = -0.1 dB

Peak SAR (extrapolated) = 0.296 W/kg

**SAR(1 g) = 0.467 W/kg; SAR(10 g) = 0.255 W/kg**

Maximum value of SAR (measured) = 0.258 W/kg



**Fig A.12**

**LTE850-FDD5\_CH20450 Left Cheek**

Date: 2/7/2020

Electronics: DAE4 Sn1289

Medium: head 835 MHz

Medium parameters used:  $f = 829$  MHz;  $\sigma = 0.895$  mho/m;  $\epsilon_r = 41.61$ ;  $\rho = 1000$  kg/m<sup>3</sup>

Ambient Temperature: 22.5°C, Liquid Temperature: 22.3°C

Communication System: LTE850-FDD5 829 MHz Duty Cycle: 1: 1

Probe: EX3DV4 – SN7307 ConvF(10.45,10.45,10.45)

**Area Scan (71x121x1):** Interpolated grid: dx=1.000 mm, dy=1.000 mm

Maximum value of SAR (interpolated) = 0.196 W/kg

**Zoom Scan (7x7x7)/Cube 0:** Measurement grid: dx=5mm, dy=5mm, dz=5mm

Reference Value = 4.052 V/m; Power Drift = 0.1 dB

Peak SAR (extrapolated) = 0.226 W/kg

**SAR(1 g) = 0.176 W/kg; SAR(10 g) = 0.132 W/kg**

Maximum value of SAR (measured) = 0.192 W/kg

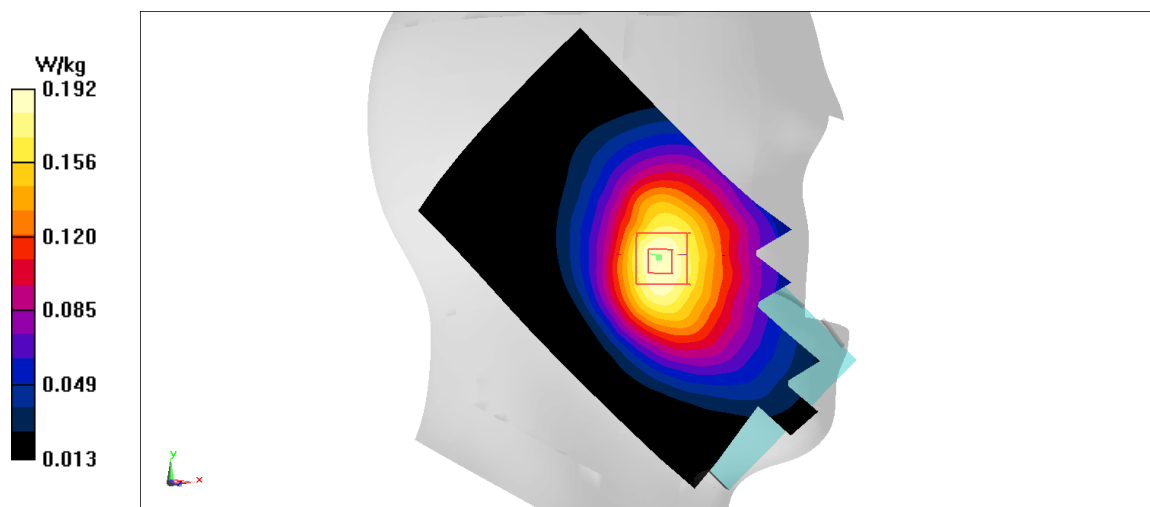


Fig A.13

**LTE850-FDD5\_CH20450 Rear**

Date: 2/7/2020

Electronics: DAE4 Sn1289

Medium: body 835 MHz

Medium parameters used:  $f = 829 \text{ MHz}$ ;  $\sigma = 0.982 \text{ mho/m}$ ;  $\epsilon_r = 56.11$ ;  $\rho = 1000 \text{ kg/m}^3$

Ambient Temperature:  $22.5^\circ\text{C}$ , Liquid Temperature:  $22.3^\circ\text{C}$

Communication System: LTE850-FDD5 829 MHz Duty Cycle: 1: 1

Probe: EX3DV4 – SN7307 ConvF(10.45,10.45,10.45)

**Area Scan (71x121x1):** Interpolated grid:  $dx=1.000 \text{ mm}$ ,  $dy=1.000 \text{ mm}$

Maximum value of SAR (interpolated) =  $0.267 \text{ W/kg}$

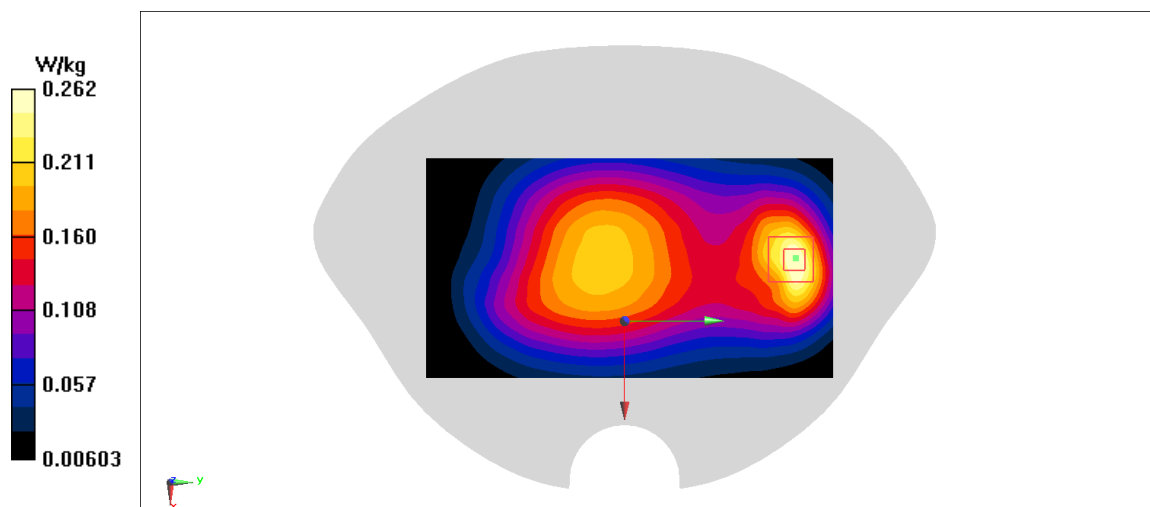
**Zoom Scan (7x7x7)/Cube 0:** Measurement grid:  $dx=5\text{mm}$ ,  $dy=5\text{mm}$ ,  $dz=5\text{mm}$

Reference Value =  $15.07 \text{ V/m}$ ; Power Drift =  $0.08 \text{ dB}$

Peak SAR (extrapolated) =  $0.37 \text{ W/kg}$

**SAR(1 g) =  $0.219 \text{ W/kg}$ ; SAR(10 g) =  $0.132 \text{ W/kg}$**

Maximum value of SAR (measured) =  $0.262 \text{ W/kg}$



**Fig A.14**

**LTE2500-FDD7\_CH20850 Left Cheek**

Date: 2/10/2020

Electronics: DAE4 Sn1289

Medium: head 2600 MHz

Medium parameters used:  $f = 2510$  MHz;  $\sigma = 1.88$  mho/m;  $\epsilon_r = 39.68$ ;  $\rho = 1000$  kg/m<sup>3</sup>

Ambient Temperature: 22.5°C, Liquid Temperature: 22.3°C

Communication System: LTE2500-FDD7 2510 MHz Duty Cycle: 1: 1

Probe: EX3DV4 – SN7307 ConvF(7.65,7.65,7.65)

**Area Scan (71x121x1):** Interpolated grid: dx=1.000 mm, dy=1.000 mm

Maximum value of SAR (interpolated) = 0.22 W/kg

**Zoom Scan (7x7x7)/Cube 0:** Measurement grid: dx=5mm, dy=5mm, dz=5mm

Reference Value = 2.331 V/m; Power Drift = -0.03 dB

Peak SAR (extrapolated) = 0.324 W/kg

**SAR(1 g) = 0.174 W/kg; SAR(10 g) = 0.092 W/kg**

Maximum value of SAR (measured) = 0.21 W/kg

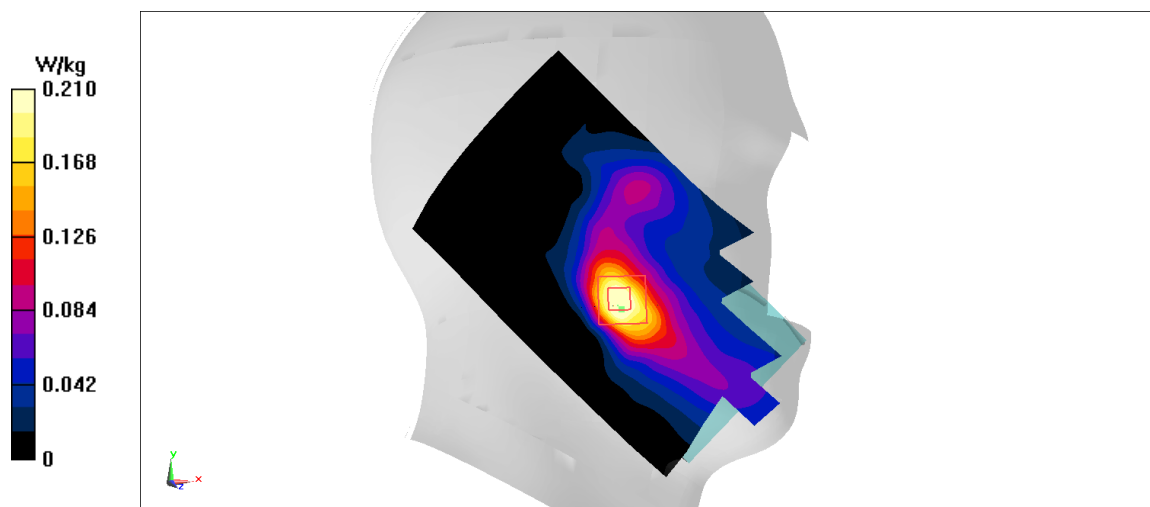


Fig A.15



**LTE2500-FDD7\_CH20850 Bottom**

Date: 2/10/2020

Electronics: DAE4 Sn1289

Medium: body 2600 MHz

Medium parameters used:  $f = 2510$  MHz;  $\sigma = 2.052$  mho/m;  $\epsilon_r = 51.72$ ;  $\rho = 1000$  kg/m<sup>3</sup>

Ambient Temperature: 22.5°C, Liquid Temperature: 22.3°C

Communication System: LTE2500-FDD7 2510 MHz Duty Cycle: 1: 1

Probe: EX3DV4 – SN7307 ConvF(7.65,7.65,7.65)

**Area Scan (71x121x1):** Interpolated grid: dx=1.000 mm, dy=1.000 mm

Maximum value of SAR (interpolated) = 0.978 W/kg

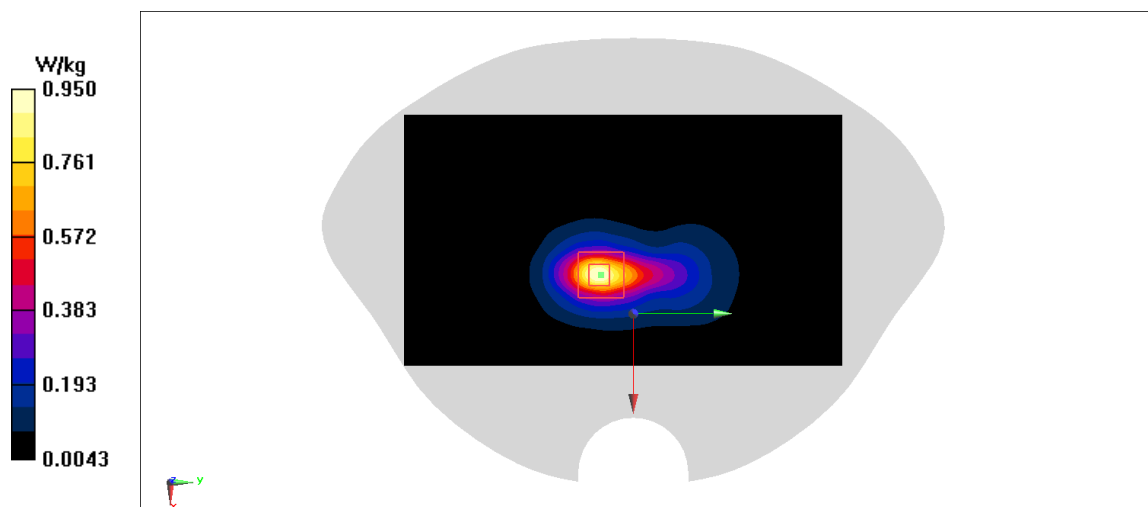
**Zoom Scan (7x7x7)/Cube 0:** Measurement grid: dx=5mm, dy=5mm, dz=5mm

Reference Value = 15.51 V/m; Power Drift = -0.08 dB

Peak SAR (extrapolated) = 1.18 W/kg

**SAR(1 g) = 0.577 W/kg; SAR(10 g) = 0.271 W/kg**

Maximum value of SAR (measured) = 0.95 W/kg



**Fig A.16**

**LTE700-FDD12\_CH23060 Left Cheek**

Date: 2/6/2020

Electronics: DAE4 Sn1289

Medium: head 750 MHz

Medium parameters used:  $f = 704 \text{ MHz}$ ;  $\sigma = 0.854 \text{ mho/m}$ ;  $\epsilon_r = 41.76$ ;  $\rho = 1000 \text{ kg/m}^3$

Ambient Temperature:  $22.5^\circ\text{C}$ , Liquid Temperature:  $22.3^\circ\text{C}$

Communication System: LTE700-FDD12 704 MHz Duty Cycle: 1: 1

Probe: EX3DV4 – SN7307 ConvF(10.58,10.58,10.58)

**Area Scan (71x121x1):** Interpolated grid:  $dx=1.000 \text{ mm}$ ,  $dy=1.000 \text{ mm}$

Maximum value of SAR (interpolated) =  $0.15 \text{ W/kg}$

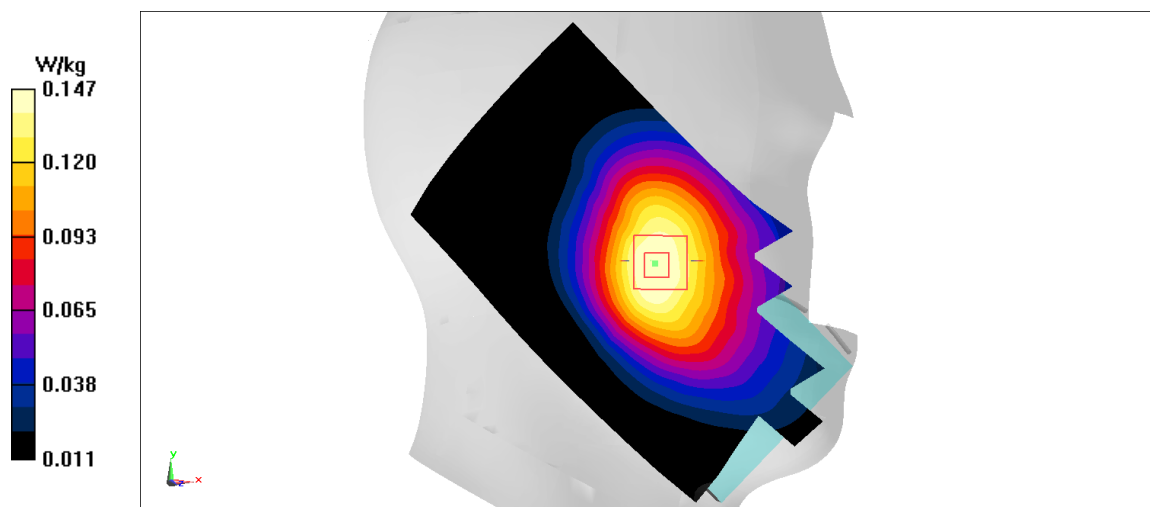
**Zoom Scan (7x7x7)/Cube 0:** Measurement grid:  $dx=5\text{mm}$ ,  $dy=5\text{mm}$ ,  $dz=5\text{mm}$

Reference Value =  $3.203 \text{ V/m}$ ; Power Drift =  $-0.11 \text{ dB}$

Peak SAR (extrapolated) =  $0.17 \text{ W/kg}$

**SAR(1 g) =  $0.135 \text{ W/kg}$ ; SAR(10 g) =  $0.104 \text{ W/kg}$**

Maximum value of SAR (measured) =  $0.147 \text{ W/kg}$



**Fig A.17**

**LTE700-FDD12\_CH23060 Rear**

Date: 2/6/2020

Electronics: DAE4 Sn1289

Medium: body 750 MHz

Medium parameters used:  $f = 704 \text{ MHz}$ ;  $\sigma = 0.907 \text{ mho/m}$ ;  $\epsilon_r = 55.41$ ;  $\rho = 1000 \text{ kg/m}^3$

Ambient Temperature: 22.5°C, Liquid Temperature: 22.3°C

Communication System: LTE700-FDD12 704 MHz Duty Cycle: 1: 1

Probe: EX3DV4 – SN7307 ConvF(10.58,10.58,10.58)

**Area Scan (71x121x1):** Interpolated grid:  $dx=1.000 \text{ mm}$ ,  $dy=1.000 \text{ mm}$

Maximum value of SAR (interpolated) = 0.258 W/kg

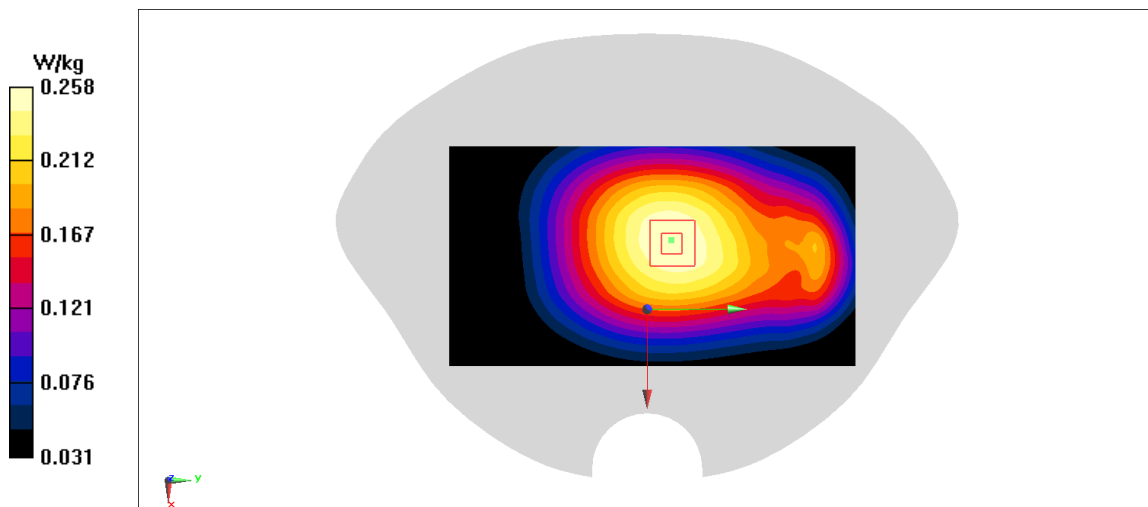
**Zoom Scan (7x7x7)/Cube 0:** Measurement grid:  $dx=5\text{mm}$ ,  $dy=5\text{mm}$ ,  $dz=5\text{mm}$

Reference Value = 17.22 V/m; Power Drift = 0.01 dB

Peak SAR (extrapolated) = 0.296 W/kg

**SAR(1 g) = 0.237 W/kg; SAR(10 g) = 0.184 W/kg**

Maximum value of SAR (measured) = 0.258 W/kg



**Fig A.18**

**LTE750-FDD13\_CH23230 Right Cheek**

Date: 2/6/2020

Electronics: DAE4 Sn1289

Medium: head 750 MHz

Medium parameters used:  $f = 782$  MHz;  $\sigma = 0.928$  mho/m;  $\epsilon_r = 41.66$ ;  $\rho = 1000$  kg/m<sup>3</sup>

Ambient Temperature: 22.5°C, Liquid Temperature: 22.3°C

Communication System: LTE750-FDD13 782 MHz Duty Cycle: 1: 1

Probe: EX3DV4 – SN7307 ConvF(10.58,10.58,10.58)

**Area Scan (71x121x1):** Interpolated grid: dx=1.000 mm, dy=1.000 mm

Maximum value of SAR (interpolated) = 0.213 W/kg

**Zoom Scan (7x7x7)/Cube 0:** Measurement grid: dx=5mm, dy=5mm, dz=5mm

Reference Value = 4.676 V/m; Power Drift = -0.08 dB

Peak SAR (extrapolated) = 0.235 W/kg

**SAR(1 g) = 0.185 W/kg; SAR(10 g) = 0.143 W/kg**

Maximum value of SAR (measured) = 0.211 W/kg

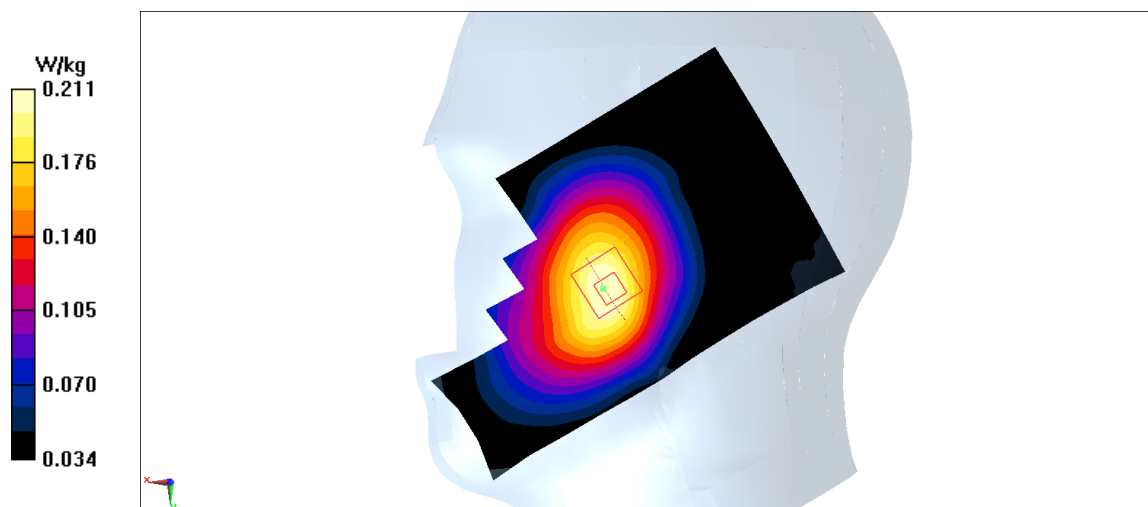


Fig A.19

**LTE750-FDD13\_CH23230 Rear**

Date: 2/6/2020

Electronics: DAE4 Sn1289

Medium: body 750 MHz

Medium parameters used:  $f = 782 \text{ MHz}$ ;  $\sigma = 0.981 \text{ mho/m}$ ;  $\epsilon_r = 55.31$ ;  $\rho = 1000 \text{ kg/m}^3$

Ambient Temperature:  $22.5^\circ\text{C}$ , Liquid Temperature:  $22.3^\circ\text{C}$

Communication System: LTE750-FDD13 782 MHz Duty Cycle: 1: 1

Probe: EX3DV4 – SN7307 ConvF(10.58,10.58,10.58)

**Area Scan (71x121x1):** Interpolated grid:  $dx=1.000 \text{ mm}$ ,  $dy=1.000 \text{ mm}$

Maximum value of SAR (interpolated) =  $0.301 \text{ W/kg}$

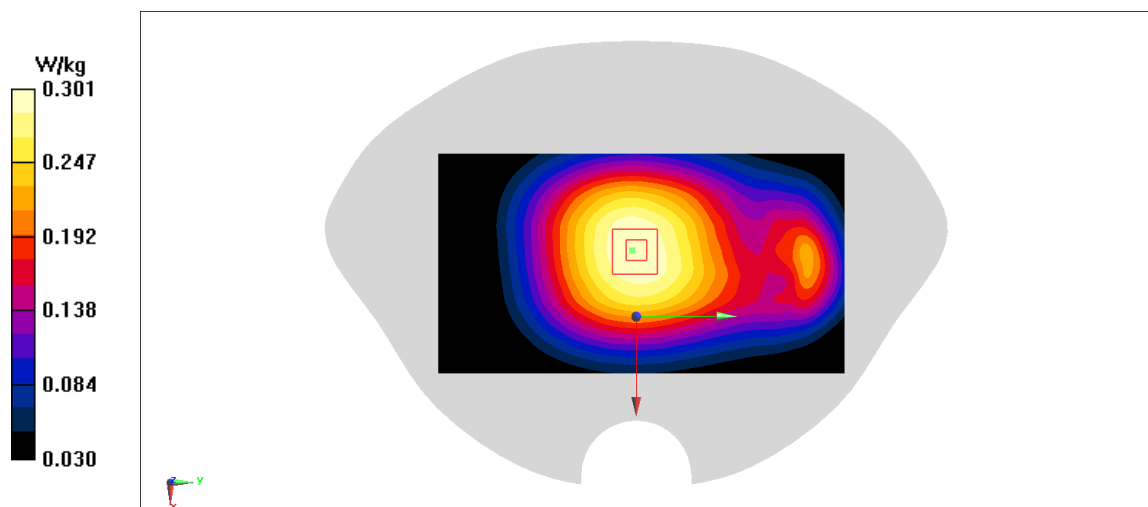
**Zoom Scan (7x7x7)/Cube 0:** Measurement grid:  $dx=5\text{mm}$ ,  $dy=5\text{mm}$ ,  $dz=5\text{mm}$

Reference Value =  $18.77 \text{ V/m}$ ; Power Drift =  $-0.11 \text{ dB}$

Peak SAR (extrapolated) =  $0.346 \text{ W/kg}$

**SAR(1 g) =  $0.276 \text{ W/kg}$ ; SAR(10 g) =  $0.214 \text{ W/kg}$**

Maximum value of SAR (measured) =  $0.301 \text{ W/kg}$



**Fig A.20**

**LTE2600-TDD38\_CH37850 Left Cheek**

Date: 2/10/2020

Electronics: DAE4 Sn1289

Medium: head 2600 MHz

Medium parameters used:  $f = 2580$  MHz;  $\sigma = 1.947$  mho/m;  $\epsilon_r = 39.59$ ;  $\rho = 1000$  kg/m<sup>3</sup>

Ambient Temperature: 22.5°C, Liquid Temperature: 22.3°C

Communication System: LTE2600-TDD38 2580 MHz Duty Cycle: 1: 1.58

Probe: EX3DV4 – SN7307 ConvF(7.65,7.65,7.65)

**Area Scan (71x121x1):** Interpolated grid: dx=1.000 mm, dy=1.000 mm

Maximum value of SAR (interpolated) = 0.184 W/kg

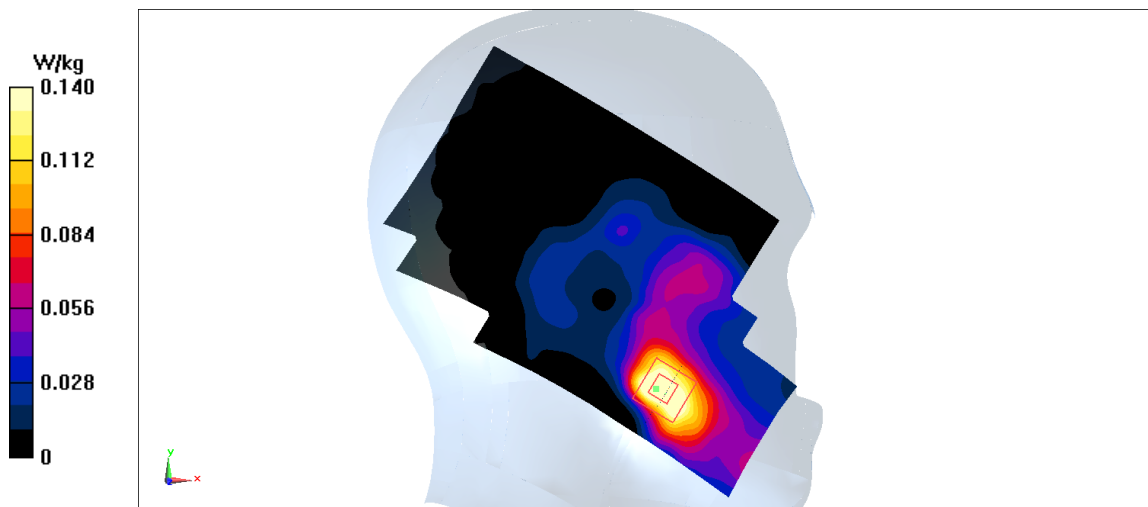
**Zoom Scan (7x7x7)/Cube 0:** Measurement grid: dx=5mm, dy=5mm, dz=5mm

Reference Value = 3.342 V/m; Power Drift = 0.1 dB

Peak SAR (extrapolated) = 0.24 W/kg

**SAR(1 g) = 0.112 W/kg; SAR(10 g) = 0.06 W/kg**

Maximum value of SAR (measured) = 0.14 W/kg



**Fig A.21**

**LTE2600-TDD38\_CH37850 Bottom**

Date: 2/10/2020

Electronics: DAE4 Sn1289

Medium: body 2600 MHz

Medium parameters used:  $f = 2580$  MHz;  $\sigma = 2.119$  mho/m;  $\epsilon_r = 51.63$ ;  $\rho = 1000$  kg/m<sup>3</sup>

Ambient Temperature: 22.5°C, Liquid Temperature: 22.3°C

Communication System: LTE2600-TDD38 2580 MHz Duty Cycle: 1: 1.58

Probe: EX3DV4 – SN7307 ConvF(7.65,7.65,7.65)

**Area Scan (71x121x1):** Interpolated grid: dx=1.000 mm, dy=1.000 mm

Maximum value of SAR (interpolated) = 0.562 W/kg

**Zoom Scan (7x7x7)/Cube 0:** Measurement grid: dx=5mm, dy=5mm, dz=5mm

Reference Value = 12.02 V/m; Power Drift = 0.12 dB

Peak SAR (extrapolated) = 0.889 W/kg

**SAR(1 g) = 0.432 W/kg; SAR(10 g) = 0.202 W/kg**

Maximum value of SAR (measured) = 0.568 W/kg

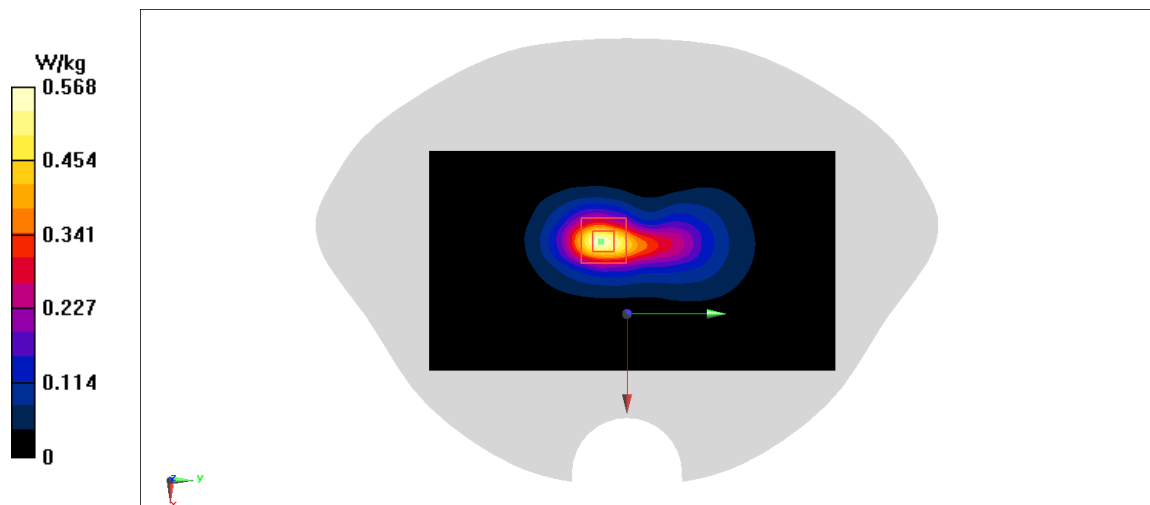


Fig A.22

**LTE1700-FDD66\_CH132322 Right Cheek**

Date: 2/8/2020

Electronics: DAE4 Sn1289

Medium: head 1750 MHz

Medium parameters used:  $f = 2580$  MHz;  $\sigma = 2.168$  mho/m;  $\epsilon_r = 39.68$ ;  $\rho = 1000$  kg/m<sup>3</sup>

Ambient Temperature: 22.5°C, Liquid Temperature: 22.3°C

Communication System: LTE1700-FDD66 2580 MHz Duty Cycle: 1: 1

Probe: EX3DV4 – SN7307 ConvF(8.86,8.86,8.86)

**Area Scan (71x121x1):** Interpolated grid: dx=1.000 mm, dy=1.000 mm

Maximum value of SAR (interpolated) = 0.212 W/kg

**Zoom Scan (7x7x7)/Cube 0:** Measurement grid: dx=5mm, dy=5mm, dz=5mm

Reference Value = 6.404 V/m; Power Drift = -0.1 dB

Peak SAR (extrapolated) = 0.258 W/kg

**SAR(1 g) = 0.172 W/kg; SAR(10 g) = 0.109 W/kg**

Maximum value of SAR (measured) = 0.216 W/kg

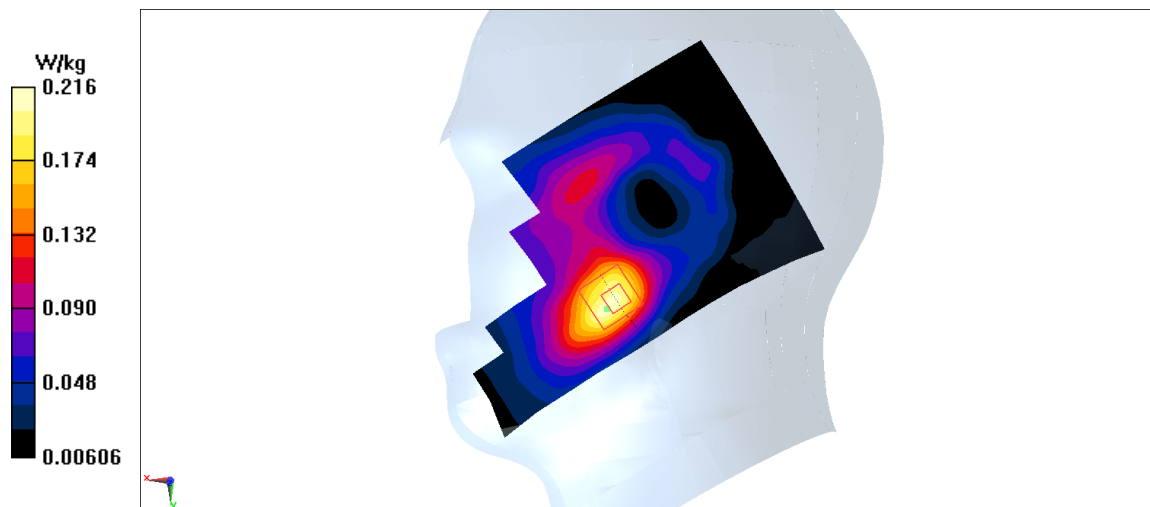


Fig A.23



**LTE1700-FDD66\_CH132322 Rear**

Date: 2/8/2020

Electronics: DAE4 Sn1289

Medium: body 1750 MHz

Medium parameters used:  $f = 2580$  MHz;  $\sigma = 2.302$  mho/m;  $\epsilon_r = 52.22$ ;  $\rho = 1000$  kg/m<sup>3</sup>

Ambient Temperature: 22.5°C, Liquid Temperature: 22.3°C

Communication System: LTE1700-FDD66 2580 MHz Duty Cycle: 1: 1

Probe: EX3DV4 – SN7307 ConvF(8.86,8.86,8.86)

**Area Scan (71x121x1):** Interpolated grid: dx=1.000 mm, dy=1.000 mm

Maximum value of SAR (interpolated) = 0.576 W/kg

**Zoom Scan (7x7x7)/Cube 0:** Measurement grid: dx=5mm, dy=5mm, dz=5mm

Reference Value = 7.501 V/m; Power Drift = -0.04 dB

Peak SAR (extrapolated) = 0.732 W/kg

**SAR(1 g) = 0.417 W/kg; SAR(10 g) = 0.236 W/kg**

Maximum value of SAR (measured) = 0.574 W/kg

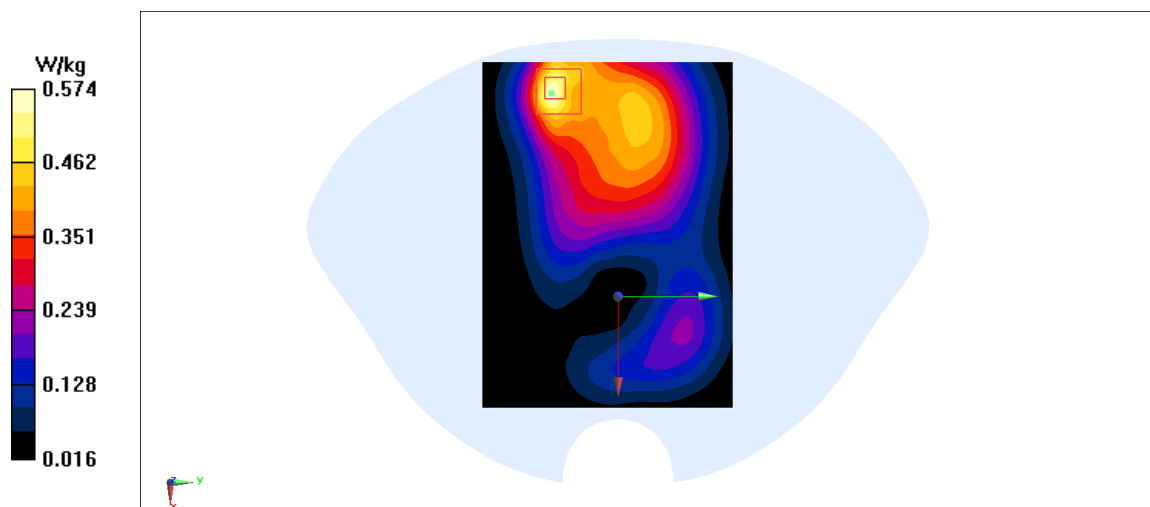


Fig A.24

**WLAN2450\_CH6 Right Cheek**

Date: 2/10/2020

Electronics: DAE4 Sn1289

Medium: head 2450 MHz

Medium parameters used:  $f = 2437$ ;  $\sigma = 1.772$  mho/m;  $\epsilon_r = 39.07$ ;  $\rho = 1000$  kg/m<sup>3</sup>

Ambient Temperature: 22.5°C, Liquid Temperature: 22.3°C

Communication System: WLAN2450 2437 Duty Cycle: 1: 1

Probe: EX3DV4 – SN7307 ConvF(7.83,7.83,7.83)

**Area Scan (71x121x1):** Interpolated grid: dx=1.000 mm, dy=1.000 mm

Maximum value of SAR (interpolated) = 0.536 W/kg

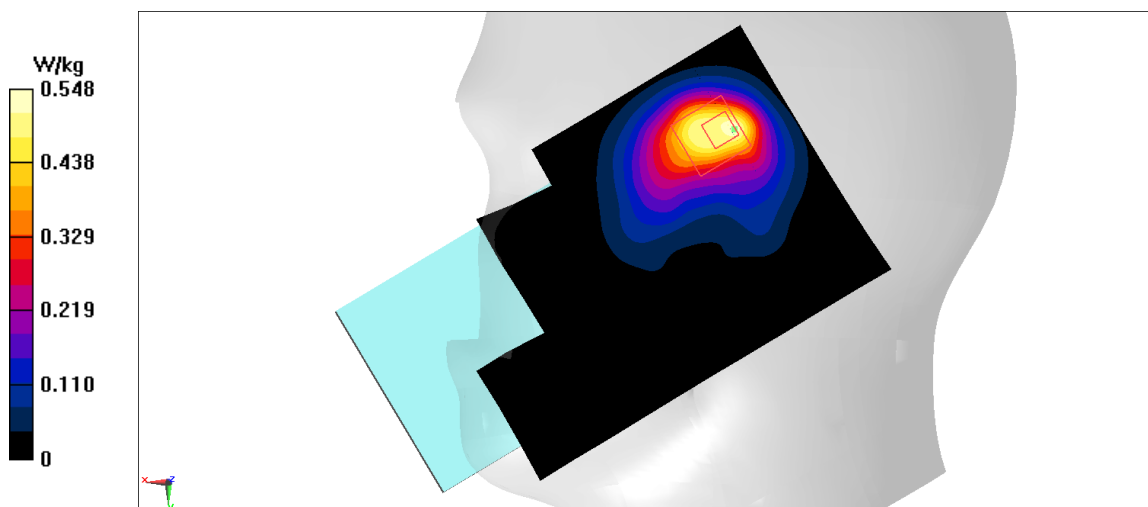
**Zoom Scan (7x7x7)/Cube 0:** Measurement grid: dx=5mm, dy=5mm, dz=5mm

Reference Value = 9.65 V/m; Power Drift = 0.13 dB

Peak SAR (extrapolated) = 0.975 W/kg

**SAR(1 g) = 0.446 W/kg; SAR(10 g) = 0.218 W/kg**

Maximum value of SAR (measured) = 0.548 W/kg



**Fig A.25**

**WLAN2450\_CH6 Rear**

Date: 2/10/2020

Electronics: DAE4 Sn1289

Medium: body 2450 MHz

Medium parameters used:  $f = 2437$ ;  $\sigma = 1.954$  mho/m;  $\epsilon_r = 53.38$ ;  $\rho = 1000$  kg/m<sup>3</sup>

Ambient Temperature: 22.5°C, Liquid Temperature: 22.3°C

Communication System: WLAN2450 2437 Duty Cycle: 1: 1

Probe: EX3DV4 – SN7307 ConvF(7.83,7.83,7.83)

**Area Scan (71x121x1):** Interpolated grid: dx=1.000 mm, dy=1.000 mm

Maximum value of SAR (interpolated) = 0.314 W/kg

**Zoom Scan (7x7x7)/Cube 0:** Measurement grid: dx=5mm, dy=5mm, dz=5mm

Reference Value = 3.409 V/m; Power Drift = -0.12 dB

Peak SAR (extrapolated) = 0.385 W/kg

**SAR(1 g) = 0.174 W/kg; SAR(10 g) = 0.089 W/kg**

Maximum value of SAR (measured) = 0.288 W/kg

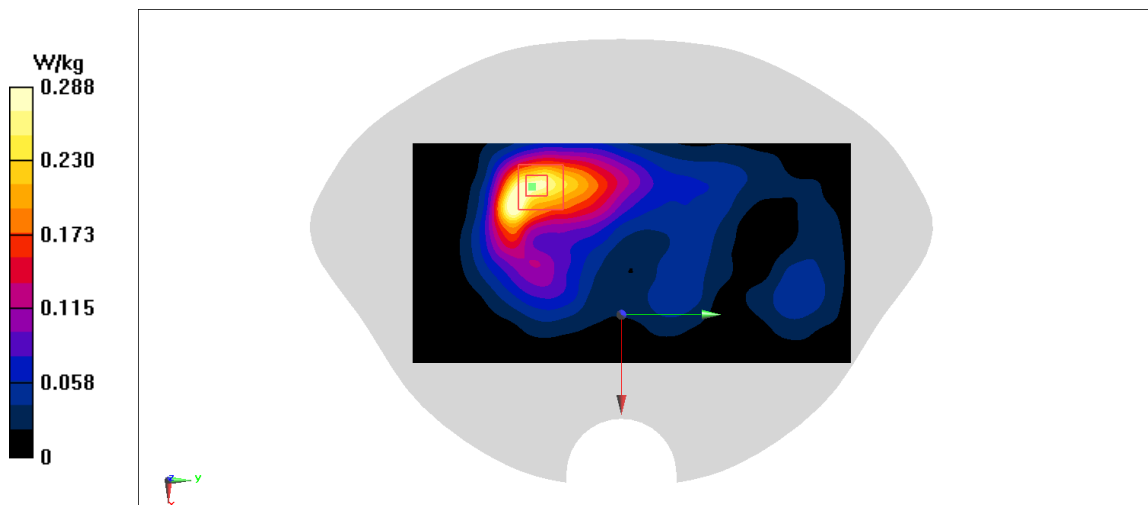
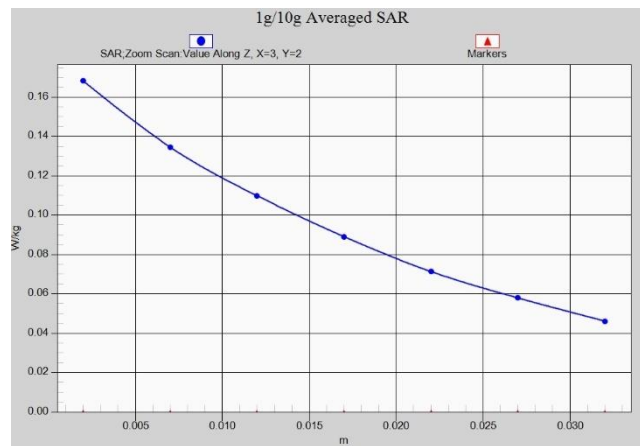
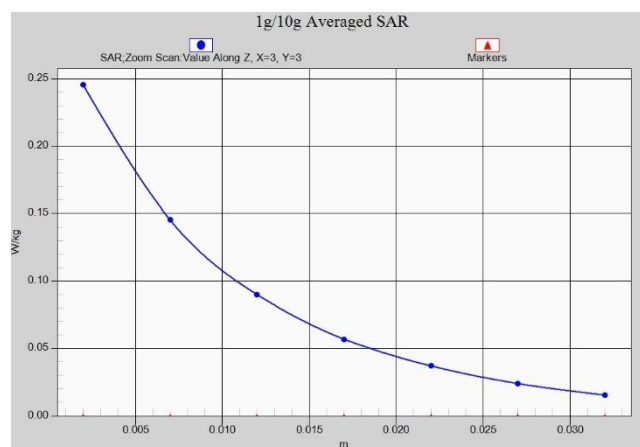


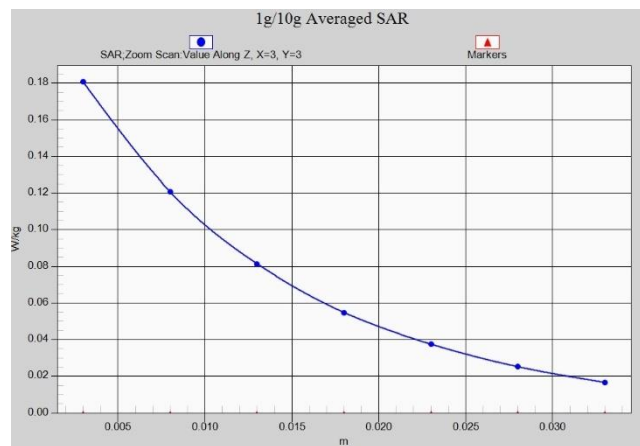
Fig A.26



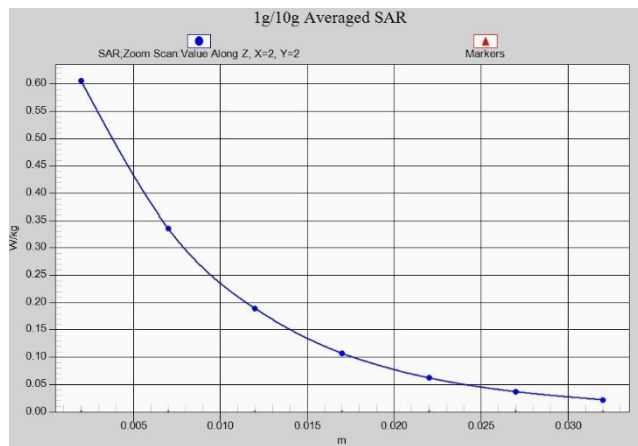
**Fig. 1-1 Z-Scan at power reference point (GSM850)**



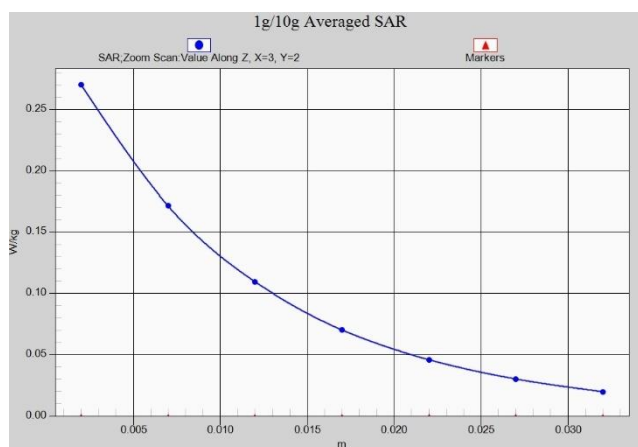
**Fig. 1-2 Z-Scan at power reference point (GSM850)**



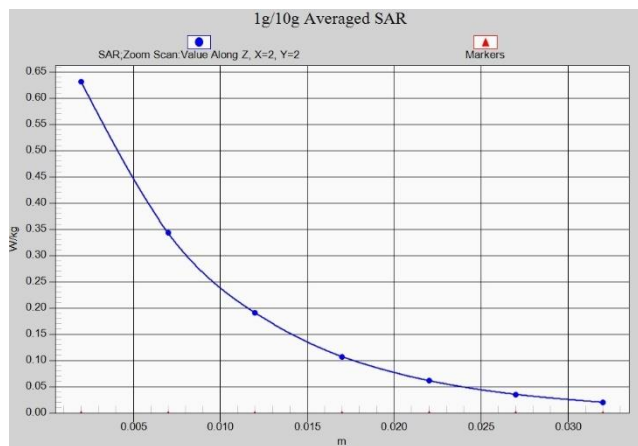
**Fig. 1-3 Z-Scan at power reference point (PCS1900)**



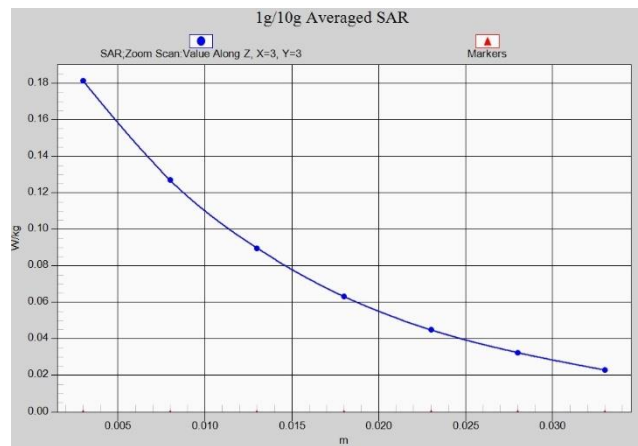
**Fig. 1-4 Z-Scan at power reference point (PCS1900)**



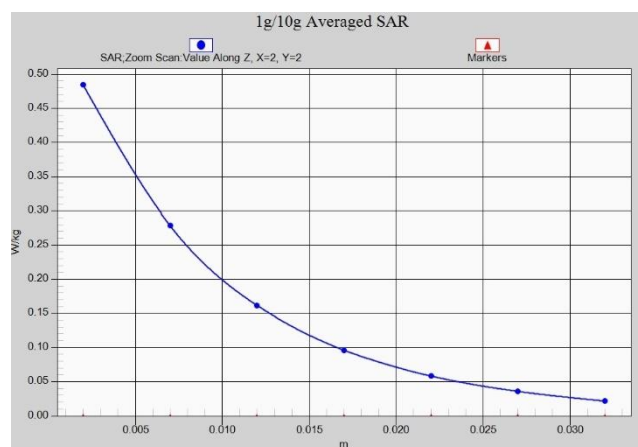
**Fig. 1-5 Z-Scan at power reference point (WCDMA1900)**



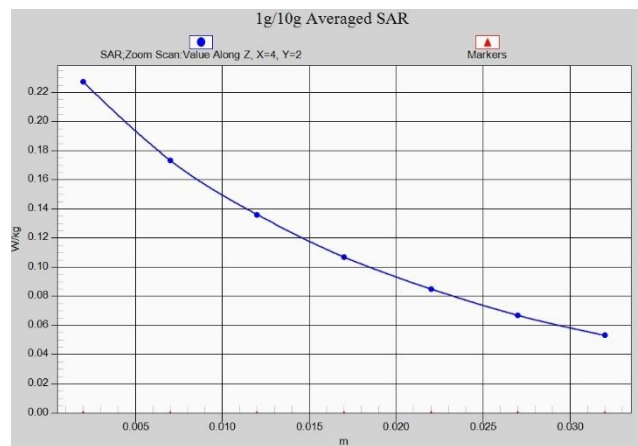
**Fig. 1-6 Z-Scan at power reference point (WCDMA1900)**



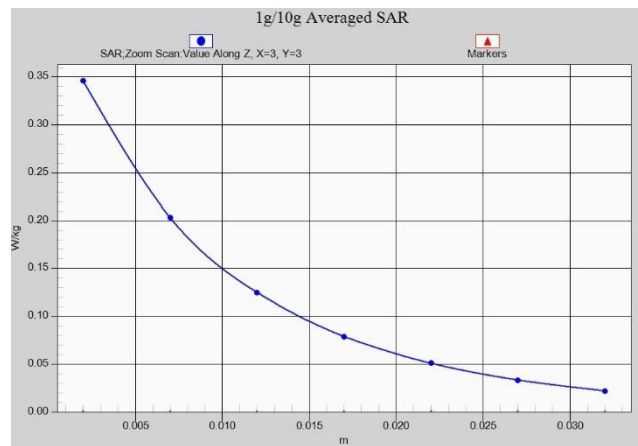
**Fig. 1-7 Z-Scan at power reference point (WCDMA1700)**



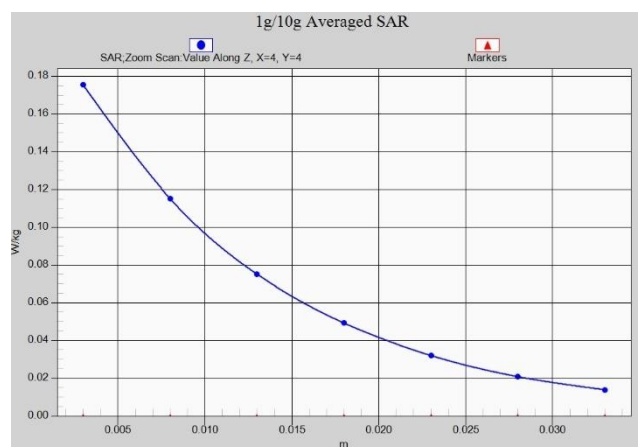
**Fig. 1-8 Z-Scan at power reference point (WCDMA1700)**



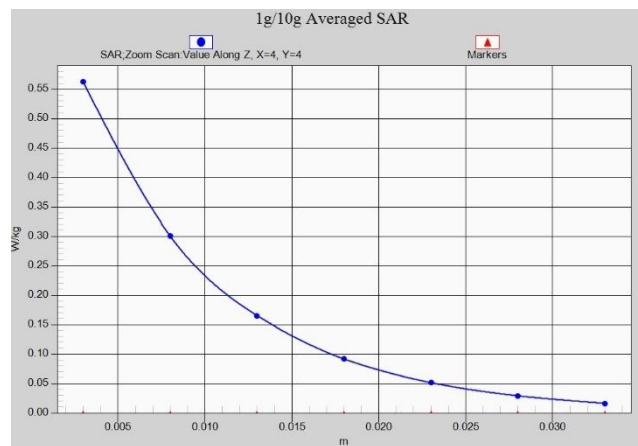
**Fig. 1-9 Z-Scan at power reference point (WCDMA850)**



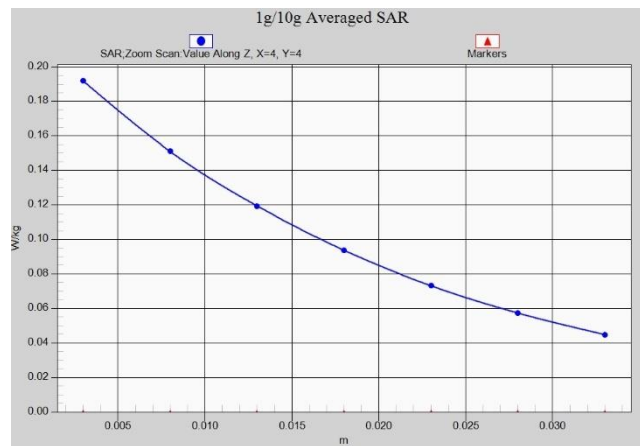
**Fig. 1-10 Z-Scan at power reference point (WCDMA850)**



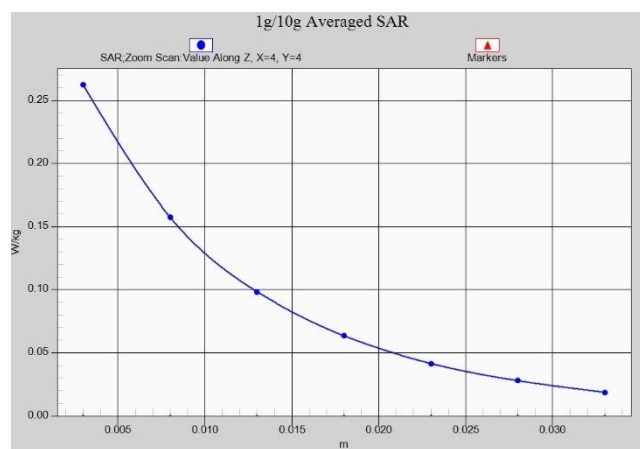
**Fig. 1-11 Z-Scan at power reference point (LTE Band2)**



**Fig. 1-12 Z-Scan at power reference point (LTE Band2)**



**Fig. 1-13 Z-Scan at power reference point (LTE Band5)**

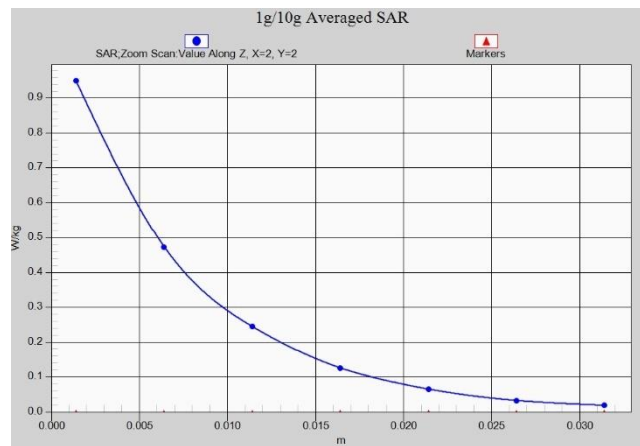


**Fig. 1-14 Z-Scan at power reference point (LTE Band5)**

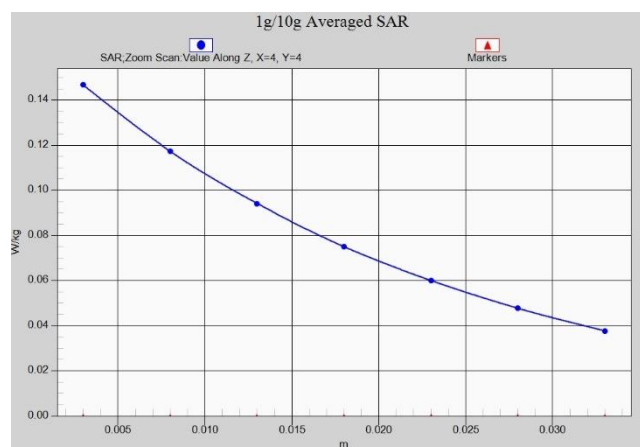


**Fig. 1-15 Z-Scan at power reference point (LTE Band7)**

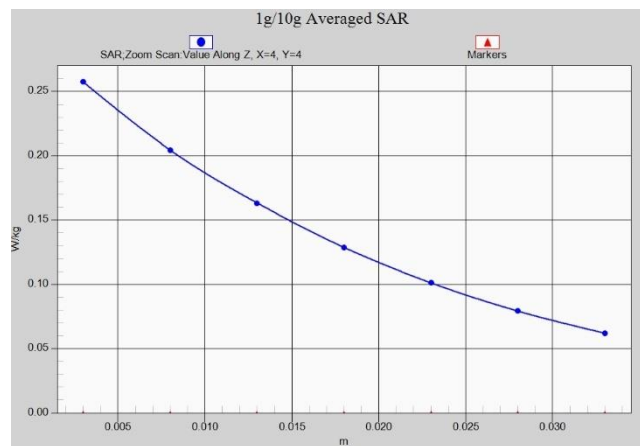




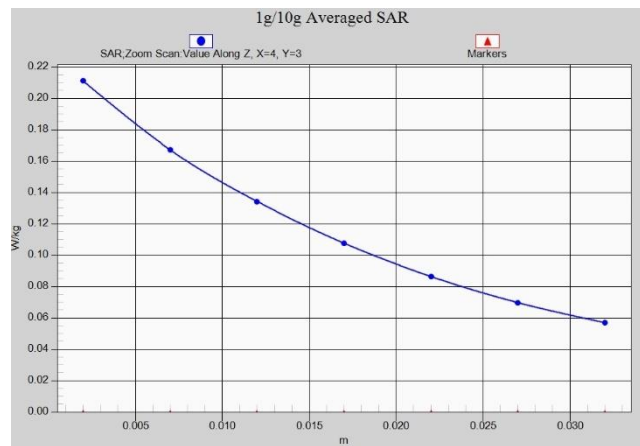
**Fig. 1-16 Z-Scan at power reference point (LTE Band7)**



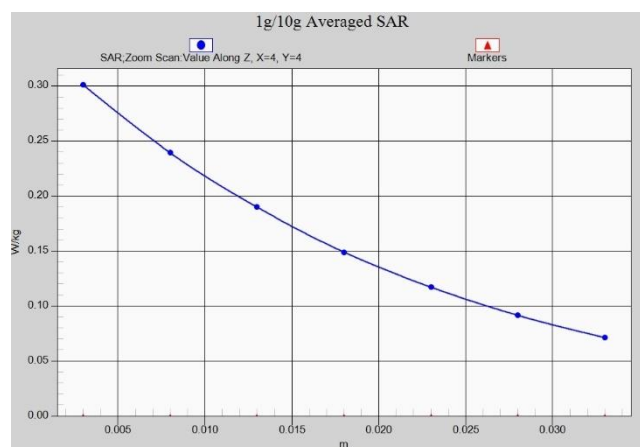
**Fig. 1-17 Z-Scan at power reference point (LTE Band12)**



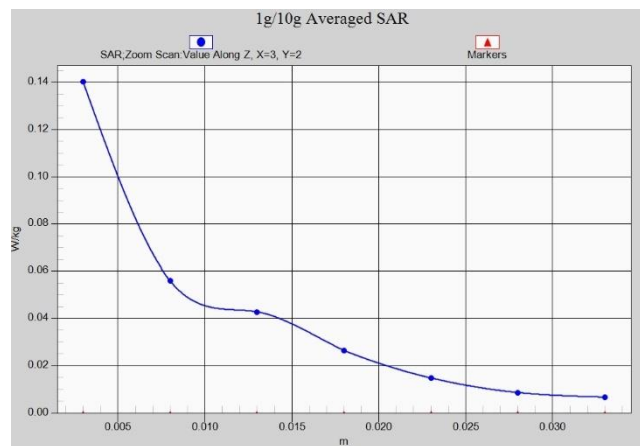
**Fig. 1-18 Z-Scan at power reference point (LTE Band12)**



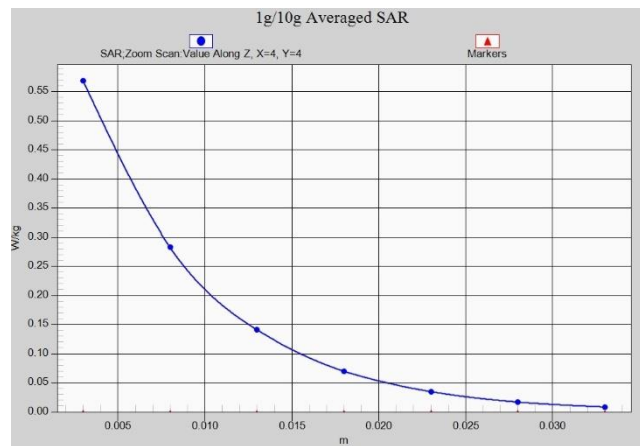
**Fig. 1-19 Z-Scan at power reference point (LTE Band13)**



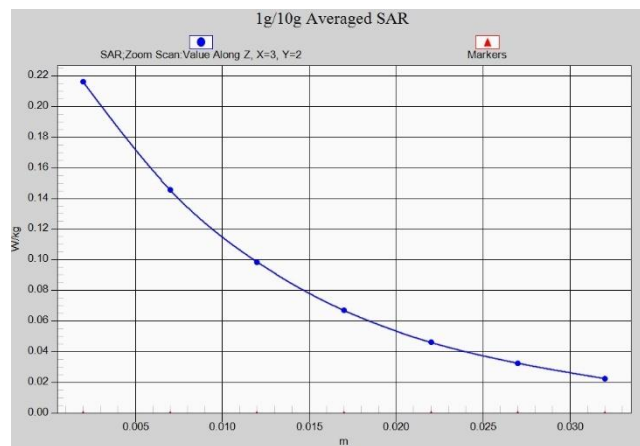
**Fig. 1-20 Z-Scan at power reference point (LTE Band13)**



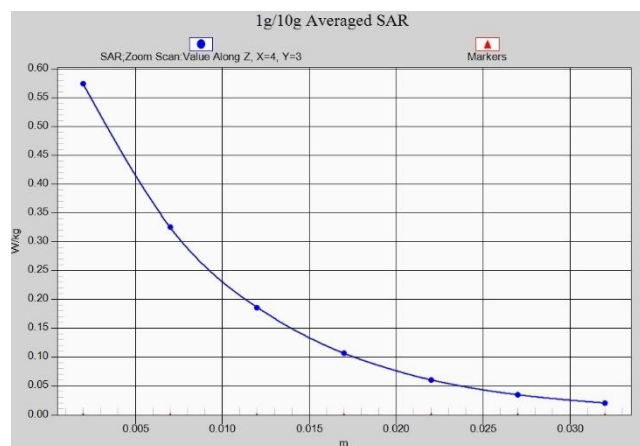
**Fig. 1-21 Z-Scan at power reference point (LTE Band38)**



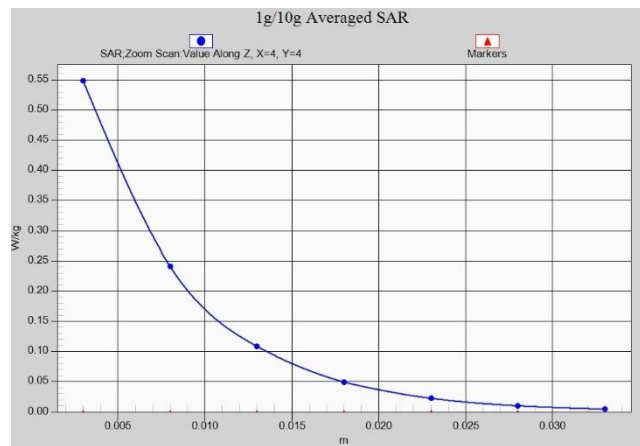
**Fig. 1-22 Z-Scan at power reference point (LTE Band38)**



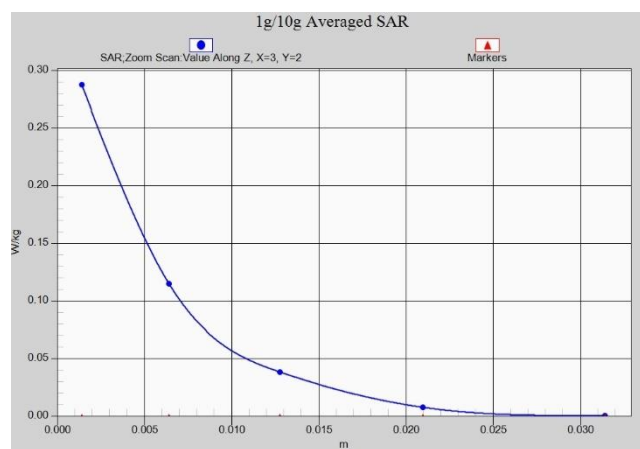
**Fig. 1-23 Z-Scan at power reference point (LTE Band66)**



**Fig. 1-24 Z-Scan at power reference point (LTE Band66)**



**Fig. 1-25 Z-Scan at power reference point (2450 MHz)**



**Fig. 1-26 Z-Scan at power reference point (2450 MHz)**

## ANNEX B System Verification Results

### 750 MHz

Date: 2/6/2020

Electronics: DAE4 Sn1289

Medium: Head 750 MHz

Medium parameters used:  $f = 750 \text{ MHz}$ ;  $\sigma = 0.898 \text{ mho/m}$ ;  $\epsilon_r = 41.7$ ;  $\rho = 1000 \text{ kg/m}^3$

Ambient Temperature:  $22.5^\circ\text{C}$  Liquid Temperature:  $22.3^\circ\text{C}$

Communication System: CW Frequency: 750 MHz Duty Cycle: 1:1

Probe: EX3DV4 – SN7307 ConvF(10.58,10.58,10.58)

**System Validation /Area Scan (81x191x1):** Interpolated grid:  $dx=1.000 \text{ mm}$ ,  $dy=1.000 \text{ mm}$

Reference Value =  $60.78 \text{ V/m}$ ; Power Drift = 0.03

**Fast SAR: SAR(1 g) =  $2.11 \text{ W/kg}$ ; SAR(10 g) =  $1.42 \text{ W/kg}$**

Maximum value of SAR (interpolated) =  $2.78 \text{ W/kg}$

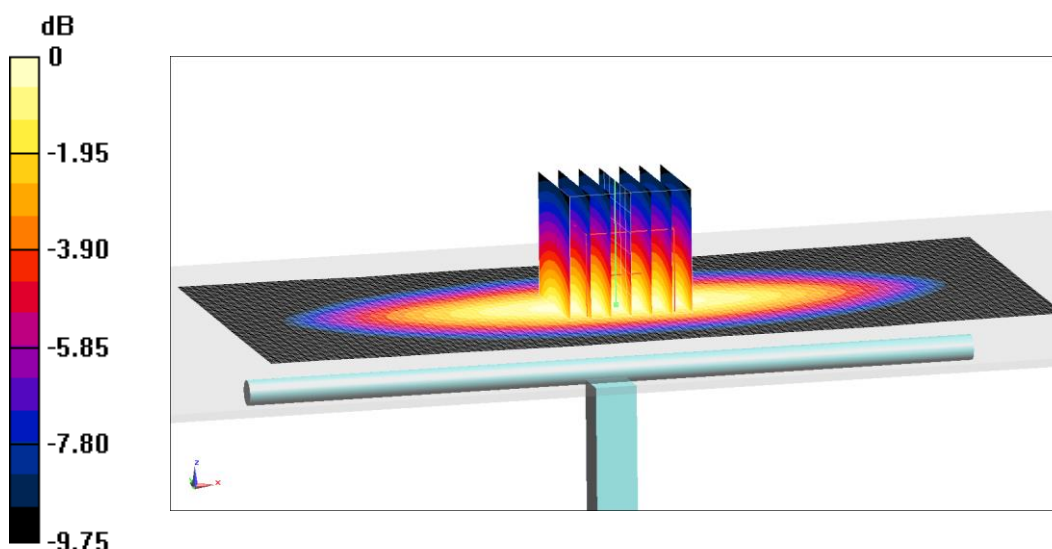
**System Validation /Zoom Scan (7x7x7)/Cube 0:** Measurement grid:  $dx=5\text{mm}$ ,  $dy=5\text{mm}$ ,  $dz=5\text{mm}$

Reference Value =  $60.78 \text{ V/m}$ ; Power Drift = 0.03 dB

Peak SAR (extrapolated) =  $3.16 \text{ W/kg}$

**SAR(1 g) =  $2.14 \text{ W/kg}$ ; SAR(10 g) =  $1.38 \text{ W/kg}$**

Maximum value of SAR (measured) =  $2.83 \text{ W/kg}$



0 dB =  $2.83 \text{ W/kg}$  =  $4.52 \text{ dB W/kg}$

**Fig.B.1 validation 750 MHz 250mW**

## 835 MHz

Date: 2/7/2020

Electronics: DAE4 Sn1289

Medium: Head 835 MHz

Medium parameters used:  $f = 835 \text{ MHz}$ ;  $\sigma = 0.901 \text{ mho/m}$ ;  $\epsilon_r = 41.6$ ;  $\rho = 1000 \text{ kg/m}^3$

Ambient Temperature: 22.5°C Liquid Temperature: 22.3°C

Communication System: CW Frequency: 835 MHz Duty Cycle: 1:1

Probe: EX3DV4 – SN7307 ConvF(10.45,10.45,10.45)

**System Validation /Area Scan (81x191x1):** Interpolated grid:  $dx=1.000 \text{ mm}$ ,  $dy=1.000 \text{ mm}$

Reference Value = 63.88 V/m; Power Drift = 0.04

**Fast SAR: SAR(1 g) = 2.42 W/kg; SAR(10 g) = 1.56 W/kg**

Maximum value of SAR (interpolated) = 3.16 W/kg

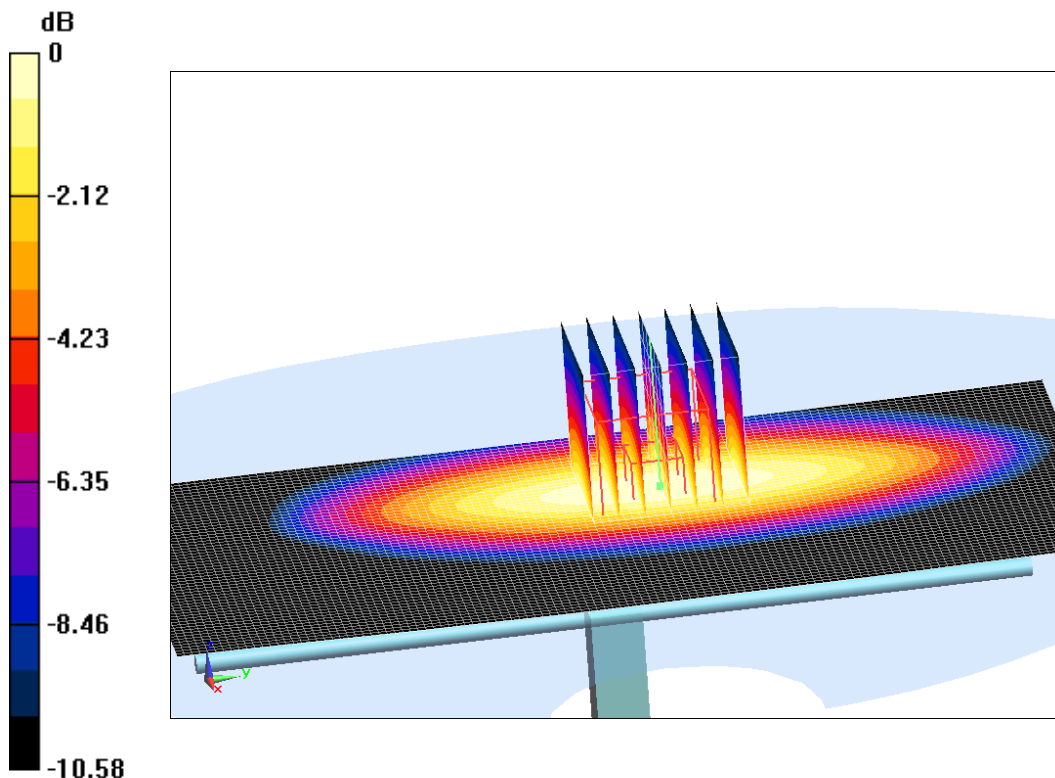
**System Validation /Zoom Scan (7x7x7)/Cube 0:** Measurement grid:  $dx=5\text{mm}$ ,  $dy=5\text{mm}$ ,  $dz=5\text{mm}$

Reference Value = 63.88 V/m; Power Drift = 0.04 dB

Peak SAR (extrapolated) = 3.62 W/kg

**SAR(1 g) = 2.45 W/kg; SAR(10 g) = 1.57 W/kg**

Maximum value of SAR (measured) = 3.26 W/kg



0 dB = 3.26 W/kg = 5.13 dB W/kg

**Fig.B.2 validation 835 MHz 250mW**

## 1750 MHz

Date: 2/8/2020

Electronics: DAE4 Sn1289

Medium: Head 1750 MHz

Medium parameters used:  $f = 1750$  MHz;  $\sigma = 1.38$  mho/m;  $\epsilon_r = 40.68$ ;  $\rho = 1000$  kg/m<sup>3</sup>

Ambient Temperature: 22.5°C Liquid Temperature: 22.3°C

Communication System: CW Frequency: 1750 MHz Duty Cycle: 1:1

Probe: EX3DV4 – SN7307 ConvF(8.86,8.86,8.86)

**System Validation /Area Scan (81x191x1):** Interpolated grid: dx=1.000 mm, dy=1.000 mm

Reference Value = 104.5 V/m; Power Drift = 0.06

**Fast SAR: SAR(1 g) = 9.03 W/kg; SAR(10 g) = 4.83 W/kg**

Maximum value of SAR (interpolated) = 14.31 W/kg

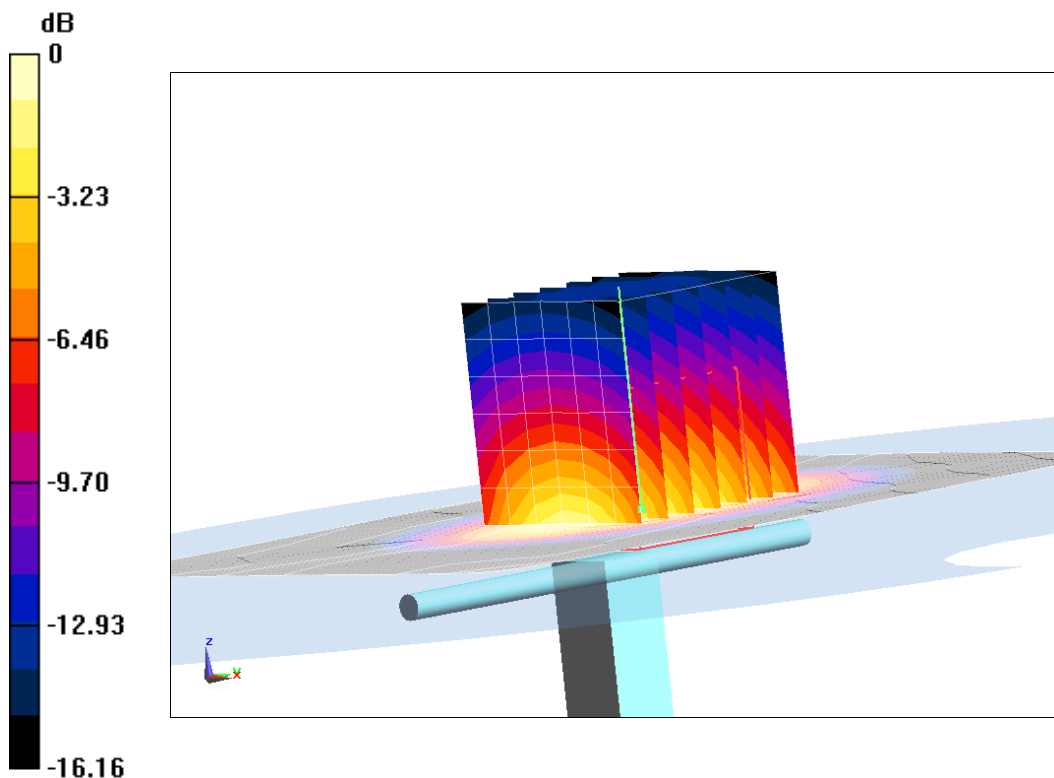
**System Validation /Zoom Scan (7x7x7)/Cube 0:** Measurement grid: dx=5mm, dy=5mm, dz=5mm

Reference Value = 104.5 V/m; Power Drift = 0.06 dB

Peak SAR (extrapolated) = 16.53 W/kg

**SAR(1 g) = 9.01 W/kg; SAR(10 g) = 4.85 W/kg**

Maximum value of SAR (measured) = 13.9 W/kg



0 dB = 13.9 W/kg = 11.43 dB W/kg

**Fig.B.3 validation 1750 MHz 250mW**

## 1900 MHz

Date: 2/9/2020

Electronics: DAE4 Sn1289

Medium: Head 1900 MHz

Medium parameters used:  $f = 1900$  MHz;  $\sigma = 1.39$  mho/m;  $\epsilon_r = 39.55$ ;  $\rho = 1000$  kg/m<sup>3</sup>

Ambient Temperature: 22.5°C Liquid Temperature: 22.3°C

Communication System: CW Frequency: 1900 MHz Duty Cycle: 1:1

Probe: EX3DV4 – SN7307 ConvF(8.56,8.56,8.56)

**System Validation /Area Scan (81x191x1):** Interpolated grid: dx=1.000 mm, dy=1.000 mm

Reference Value = 107.26 V/m; Power Drift = 0.02

**Fast SAR: SAR(1 g) = 9.96 W/kg; SAR(10 g) = 5.2 W/kg**

Maximum value of SAR (interpolated) = 15.34 W/kg

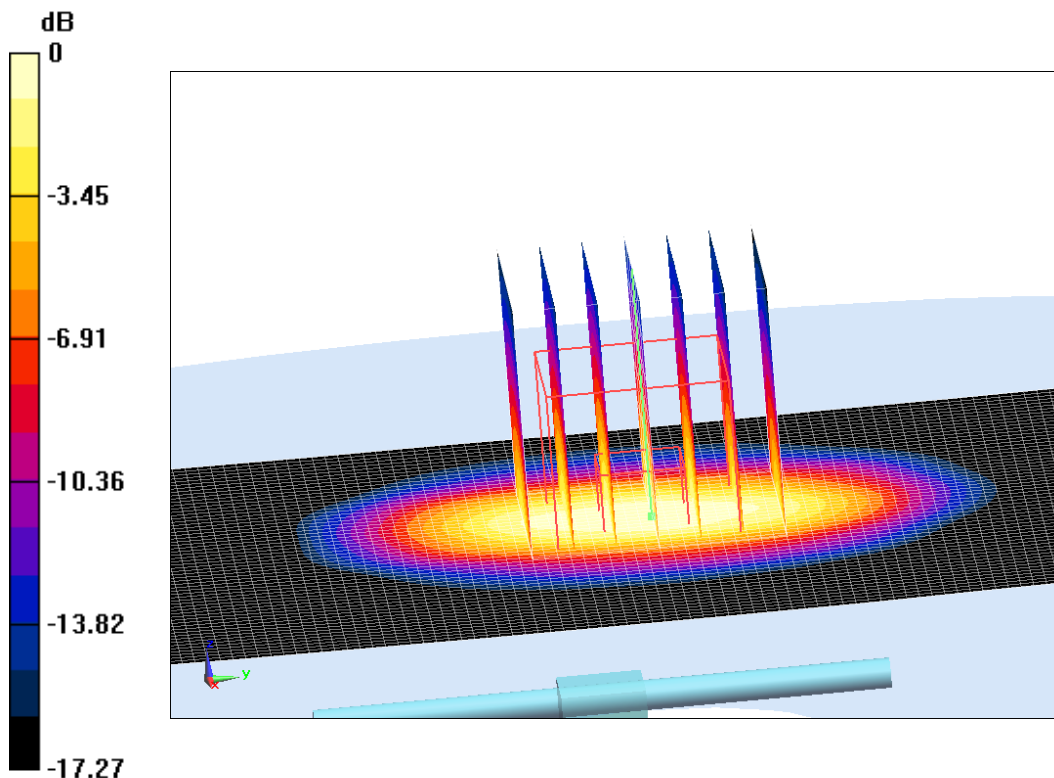
**System Validation /Zoom Scan (7x7x7)/Cube 0:** Measurement grid: dx=5mm, dy=5mm, dz=5mm

Reference Value = 107.26 V/m; Power Drift = 0.02 dB

Peak SAR (extrapolated) = 17.52 W/kg

**SAR(1 g) = 10.07 W/kg; SAR(10 g) = 5.15 W/kg**

Maximum value of SAR (measured) = 14.81 W/kg



0 dB = 14.81 W/kg = 11.71 dB W/kg

**Fig.B.4 validation 1900 MHz 250mW**



## 2450 MHz

Date: 2/10/2020

Electronics: DAE4 Sn1289

Medium: Head 2450 MHz

Medium parameters used:  $f = 2450$  MHz;  $\sigma = 1.784$  mho/m;  $\epsilon_r = 39.05$ ;  $\rho = 1000$  kg/m<sup>3</sup>

Ambient Temperature: 22.5°C Liquid Temperature: 22.3°C

Communication System: CW Frequency: 2450 MHz Duty Cycle: 1:1

Probe: EX3DV4 – SN7307 ConvF(7.83,7.83,7.83)

**System Validation /Area Scan (81x191x1):** Interpolated grid: dx=1.000 mm, dy=1.000 mm

Reference Value = 116.72 V/m; Power Drift = -0.08

**Fast SAR: SAR(1 g) = 12.8 W/kg; SAR(10 g) = 5.97 W/kg**

Maximum value of SAR (interpolated) = 21.99 W/kg

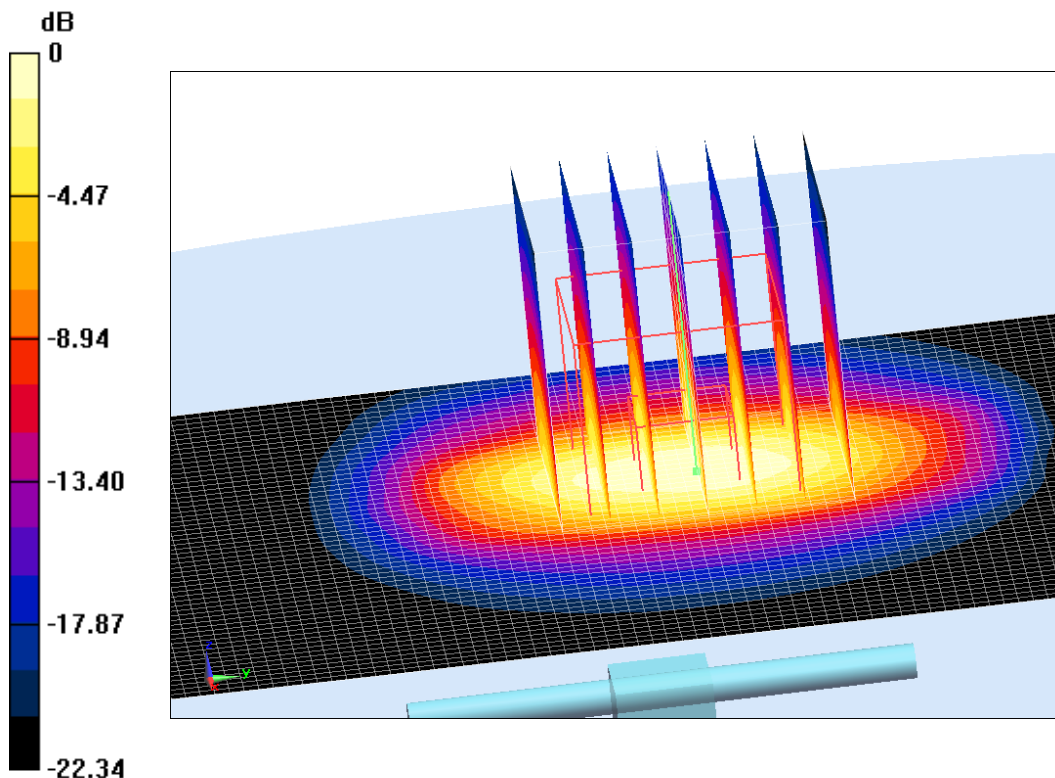
**System Validation /Zoom Scan (7x7x7)/Cube 0:** Measurement grid: dx=5mm, dy=5mm, dz=5mm

Reference Value = 116.72 V/m; Power Drift = -0.08 dB

Peak SAR (extrapolated) = 25.53 W/kg

**SAR(1 g) = 13.14 W/kg; SAR(10 g) = 6.16 W/kg**

Maximum value of SAR (measured) = 21.92 W/kg



0 dB = 21.92 W/kg = 13.41 dB W/kg

**Fig.B.5 validation 2450 MHz 250mW**

## 2600 MHz

Date: 2/10/2020

Electronics: DAE4 Sn1289

Medium: Head 2600 MHz

Medium parameters used:  $f = 2600$  MHz;  $\sigma = 1.966$  mho/m;  $\epsilon_r = 39.57$ ;  $\rho = 1000$  kg/m<sup>3</sup>

Ambient Temperature: 22.5°C Liquid Temperature: 22.3°C

Communication System: CW Frequency: 2600 MHz Duty Cycle: 1:1

Probe: EX3DV4 – SN7307 ConvF(7.65,7.65,7.65)

**System Validation /Area Scan (81x191x1):** Interpolated grid: dx=1.000 mm, dy=1.000 mm

Reference Value = 118.31 V/m; Power Drift = -0.05

**Fast SAR: SAR(1 g) = 13.82 W/kg; SAR(10 g) = 6.2 W/kg**

Maximum value of SAR (interpolated) = 25.14 W/kg

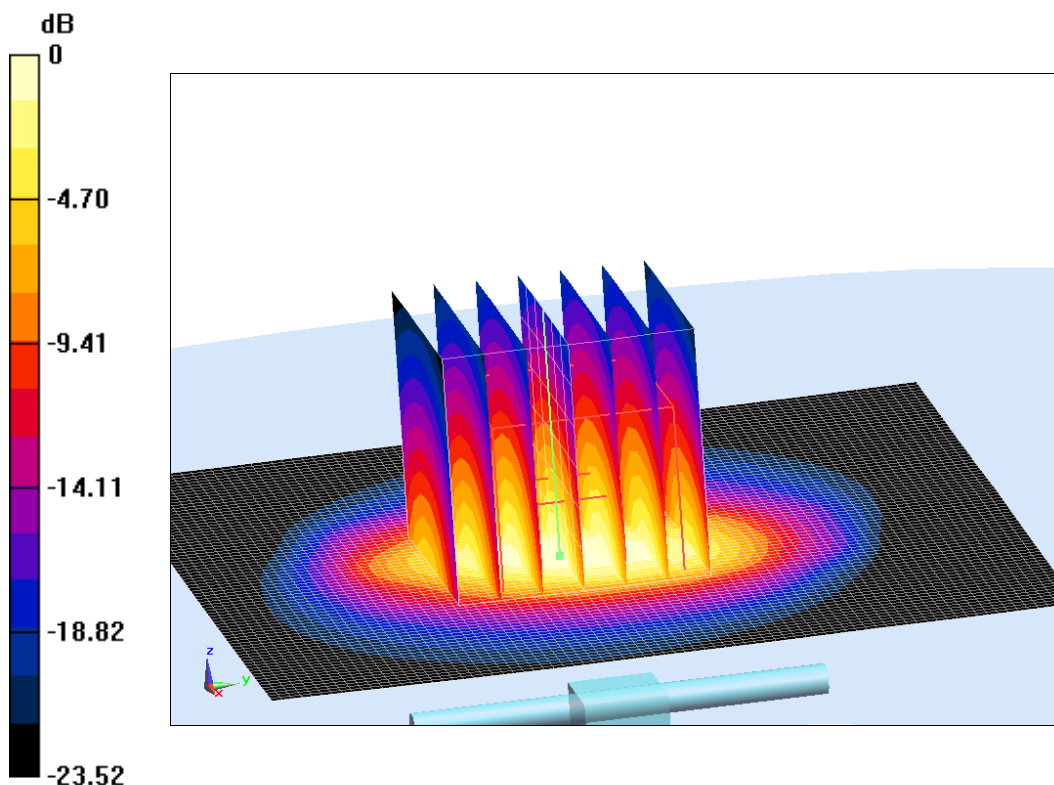
**System Validation /Zoom Scan (7x7x7)/Cube 0:** Measurement grid: dx=5mm, dy=5mm, dz=5mm

Reference Value = 118.31 V/m; Power Drift = -0.05 dB

Peak SAR (extrapolated) = 28.68 W/kg

**SAR(1 g) = 14.17 W/kg; SAR(10 g) = 6.31 W/kg**

Maximum value of SAR (measured) = 23.74 W/kg



0 dB = 23.74 W/kg = 13.75 dB W/kg

**Fig.B.6 validation 2600 MHz 250mW**



No.I19Z62331-SEM01

The SAR system verification must be required that the area scan estimated 1-g SAR is within 3% of the zoom scan 1-g SAR.

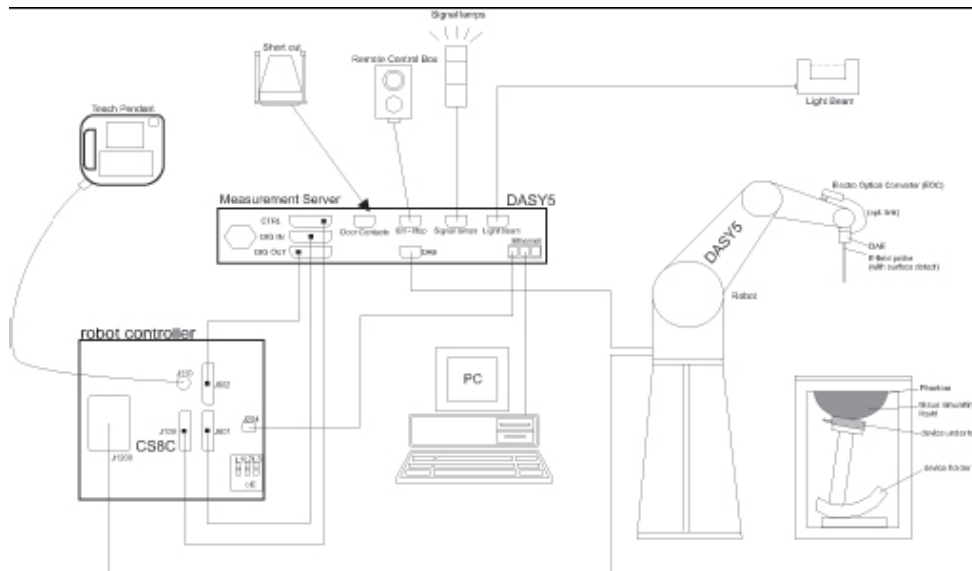
**Table B.1 Comparison between area scan and zoom scan for system verification**

| <b>Date</b> | <b>Band</b> | <b>Position</b> | <b>Area scan<br/>(1g)</b> | <b>Zoom scan<br/>(1g)</b> | <b>Drift (%)</b> |
|-------------|-------------|-----------------|---------------------------|---------------------------|------------------|
| 2020-2-6    | 750         | Head            | 2.11                      | 2.14                      | -1.40            |
| 2020-2-7    | 835         | Head            | 2.42                      | 2.45                      | -1.22            |
| 2020-2-8    | 1750        | Head            | 9.03                      | 9.01                      | 0.22             |
| 2020-2-9    | 1900        | Head            | 9.96                      | 10.07                     | -1.09            |
| 2020-2-10   | 2450        | Head            | 12.8                      | 13.14                     | -2.59            |
| 2020-2-10   | 2600        | Head            | 13.82                     | 14.17                     | -2.47            |

## ANNEX C SAR Measurement Setup

### C.1 Measurement Set-up

The Dasy4 or DASY5 system for performing compliance tests is illustrated above graphically. This system consists of the following items:



**Picture C.1 SAR Lab Test Measurement Set-up**

- A standard high precision 6-axis robot (StäubliTX=RX family) with controller, teach pendant and software. An arm extension for accommodating the data acquisition electronics (DAE).
- An isotropic field probe optimized and calibrated for the targeted measurement.
- A data acquisition electronics (DAE) which performs the signal amplification, signal multiplexing, AD-conversion, offset measurements, mechanical surface detection, collision detection, etc. The unit is battery powered with standard or rechargeable batteries. The signal is optically transmitted to the EOC.
- The Electro-optical converter (EOC) performs the conversion from optical to electrical signals for the digital communication to the DAE. To use optical surface detection, a special version of the EOC is required. The EOC signal is transmitted to the measurement server.
- The function of the measurement server is to perform the time critical tasks such as signal filtering, control of the robot operation and fast movement interrupts.
- The Light Beam used is for probe alignment. This improves the (absolute) accuracy of the probe positioning.
- A computer running WinXP and the DASY4 or DASY5 software.
- Remote control and teach pendant as well as additional circuitry for robot safety such as
- warning lamps, etc.
- The phantom, the device holder and other accessories according to the targeted measurement.

## C.2 Dasy4 or DASY5 E-field Probe System

The SAR measurements were conducted with the dosimetric probe designed in the classical triangular configuration and optimized for dosimetric evaluation. The probe is constructed using the thick film technique; with printed resistive lines on ceramic substrates. The probe is equipped with an optical multifiber line ending at the front of the probe tip. It is connected to the EOC box on the robot arm and provides an automatic detection of the phantom surface. Half of the fibers are connected to a pulsed infrared transmitter, the other half to a synchronized receiver. As the probe approaches the surface, the reflection from the surface produces a coupling from the transmitting to the receiving fibers. This reflection increases first during the approach, reaches maximum and then decreases. If the probe is flatly touching the surface, the coupling is zero. The distance of the coupling maximum to the surface is independent of the surface reflectivity and largely independent of the surface to probe angle. The DASY4 or DASY5 software reads the reflection during a software approach and looks for the maximum using 2<sup>nd</sup> order curve fitting. The approach is stopped at reaching the maximum.

### Probe Specifications:

|                       |  |
|-----------------------|--|
| <b>Model:</b>         | <b>ES3DV3, EX3DV4</b>  |
| <b>Frequency</b>      | <b>10MHz — 6.0GHz(EX3DV4)</b>  |
| <b>Range:</b>         | <b>10MHz — 4GHz(ES3DV3)</b>  |
| <b>Calibration:</b>   | <b>In head and body simulating tissue at<br/>Frequencies from 835 up to 5800MHz</b>                        |
| <b>Linearity:</b>     | <b>± 0.2 dB(30 MHz to 6 GHz) for EX3DV4<br/>± 0.2 dB(30 MHz to 4 GHz) for ES3DV3</b>                       |
| <b>DynamicRange:</b>  | <b>10 mW/kg — 100W/kg</b>  |
| <b>Probe Length:</b>  | <b>330 mm</b>  |
| <b>Probe Tip</b>      |  |
| <b>Length:</b>        | <b>20 mm</b>   |
| <b>Body Diameter:</b> | <b>12 mm</b>   |
| <b>Tip Diameter:</b>  | <b>2.5 mm (3.9 mm for ES3DV3)</b>  |
| <b>Tip-Center:</b>    | <b>1 mm (2.0mm for ES3DV3)</b>   |
| <b>Application:</b>   | <b>SAR Dosimetry Testing<br/>Compliance tests of mobile phones<br/>Dosimetry in strong gradient fields</b> |



Picture C.2 Near-field Probe



Picture C.3 E-field Probe

## C.3 E-field Probe Calibration

Each E-Probe/Probe Amplifier combination has unique calibration parameters. A TEM cell calibration procedure is conducted to determine the proper amplifier settings to enter in the probe parameters. The amplifier settings are determined for a given frequency by subjecting the probe to a known E-field density (1 mW/cm<sup>2</sup>) using an RF Signal generator, TEM cell, and RF Power Meter.

The free space E-field from amplified probe outputs is determined in a test chamber. This calibration can be performed in a TEM cell if the frequency is below 1 GHz and in a waveguide or

other methodologies above 1 GHz for free space. For the free space calibration, the probe is placed in the volumetric center of the cavity and at the proper orientation with the field. The probe is then rotated 360 degrees until the three channels show the maximum reading. The power density readings equates to 1 mW/cm<sup>2</sup>.

E-field temperature correlation calibration is performed in a flat phantom filled with the appropriate simulated brain tissue. The E-field in the medium correlates with the temperature rise in the dielectric medium. For temperature correlation calibration a RF transparent thermistor-based temperature probe is used in conjunction with the E-field probe.

$$SAR = C \frac{\Delta T}{\Delta t}$$

Where:

$\Delta t$  = Exposure time (30 seconds),

C = Heat capacity of tissue (brain or muscle),

$\Delta T$  = Temperature increase due to RF exposure.

$$SAR = \frac{|E|^2 \cdot \sigma}{\rho}$$

Where:

$\sigma$  = Simulated tissue conductivity,

$\rho$  = Tissue density (kg/m<sup>3</sup>).

## C.4 Other Test Equipment

### C.4.1 Data Acquisition Electronics(DAE)

The data acquisition electronics consist of a highly sensitive electrometer-grade preamplifier with auto-zeroing, a channel and gain-switching multiplexer, a fast 16 bit AD-converter and a command decoder with a control logic unit. Transmission to the measurement server is accomplished through an optical downlink for data and status information, as well as an optical uplink for commands and the clock.

The mechanical probe mounting device includes two different sensor systems for frontal and sideways probe contacts. They are used for mechanical surface detection and probe collision detection.

The input impedance of the DAE is 200 MOhm; the inputs are symmetrical and floating. Common mode rejection is above 80 dB.



PictureC.4: DAE



### C.4.2 Robot

The SPEAG DASY system uses the high precision robots (DASY4: RX90XL; DASY5: RX160L) type from Stäubli SA (France). For the 6-axis controller system, the robot controller version from Stäubli is used. The Stäubli robot series have many features that are important for our application:

- High precision (repeatability 0.02mm)
- High reliability (industrial design)
- Low maintenance costs (virtually maintenance free due to direct drive gears; no belt drives)
- Jerk-free straight movements (brushless synchron motors; no stepper motors)
- Low ELF interference (motor control fields shielded via the closed metallic construction shields)



Picture C.5DASY 4



Picture C.6DASY 5

### C.4.3 Measurement Server

The Measurement server is based on a PC/104 CPU board with CPU (dasy4: 166 MHz, Intel Pentium; DASY5: 400 MHz, Intel Celeron), chipdisk (DASY4: 32 MB; DASY5: 128MB), RAM (DASY4: 64 MB, DASY5: 128MB). The necessary circuits for communication with the DAE electronic box, as well as the 16 bit AD converter system for optical detection and digital I/O interface are contained on the DASY I/O board, which is directly connected to the PC/104 bus of the CPU board.

The measurement server performs all real-time data evaluation of field measurements and surface detection, controls robot movements and handles safety operation. The PC operating system cannot interfere with these time critical processes. All connections are supervised by a watchdog, and disconnection of any of the cables to the measurement server will automatically disarm the robot and disable all program-controlled robot movements. Furthermore, the measurement server is equipped with an expansion port which is reserved for future applications. Please note that this expansion port does not have a standardized pinout, and therefore only devices provided by SPEAG can be connected. Devices from any other supplier could seriously damage the measurement server.



Picture C.7 Server for DASY 4



Picture C.8 Server for DASY 5

#### C.4.4 Device Holder for Phantom

The SAR in the phantom is approximately inversely proportional to the square of the distance between the source and the liquid surface. For a source at 5mm distance, a positioning uncertainty of  $\pm 0.5\text{mm}$  would produce a SAR uncertainty of  $\pm 20\%$ . Accurate device positioning is therefore crucial for accurate and repeatable measurements. The positions in which the devices must be measured are defined by the standards.

The DASY device holder is designed to cope with the different positions given in the standard. It has two scales for device rotation (with respect to the body axis) and device inclination (with respect to the line between the ear reference points). The rotation centers for both scales are the ear reference point (ERP). Thus the device needs no repositioning when changing the angles.

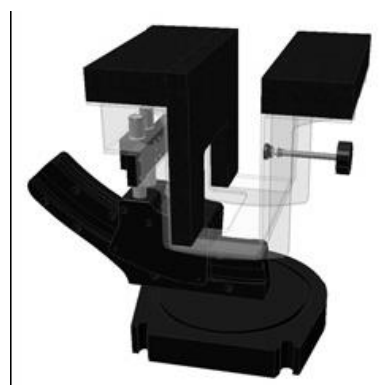
The DASY device holder is constructed of low-loss POM material having the following dielectric parameters: relative permittivity  $\epsilon = 3$  and loss tangent  $\delta = 0.02$ . The amount of dielectric material has been reduced in the closest vicinity of the device, since measurements have suggested that the influence of the clamp on the test results could thus be lowered.

<Laptop Extension Kit>

The extension is lightweight and made of POM, acrylic glass and foam. It fits easily on the upper part of the Mounting Device in place of the phone positioner. The extension is fully compatible with the Twin-SAM and ELI phantoms.



Picture C.9-1: Device Holder



Picture C.9-2: Laptop Extension Kit

#### C.4.5 Phantom

The SAM Twin Phantom V4.0 is constructed of a fiberglass shell integrated in a table. The shape of the shell is based on data from an anatomical study designed to represent the 90<sup>th</sup> percentile of the population. The phantom enables the dissymmetric evaluation



of SAR for both left and right handed handset usage, as well as body-worn usage using the flat phantom region. Reference markings on the Phantom allow the complete setup of all predefined phantom positions and measurement grids by manually teaching three points in the robot. The shell phantom has a 2mm shell thickness (except the ear region where shell thickness increases to 6 mm).

Shell Thickness:  $2 \pm 0.2$  mm

Filling Volume: Approx. 25 liters

Dimensions: 810 x 1000 x 500 mm (H x L x W)

Available: Special

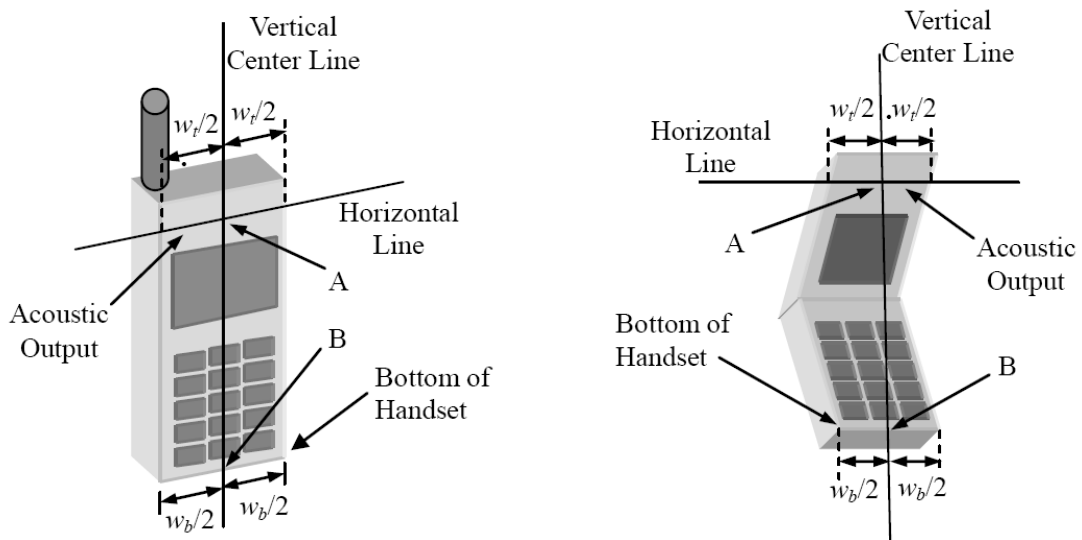


**Picture C.10: SAM Twin Phantom**

## ANNEX D Position of the wireless device in relation to the phantom

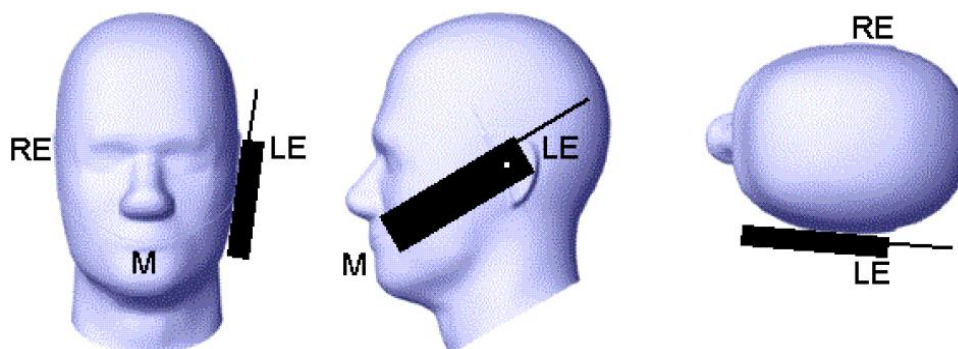
### D.1 General considerations

This standard specifies two handset test positions against the head phantom – the “cheek” position and the “tilt” position.

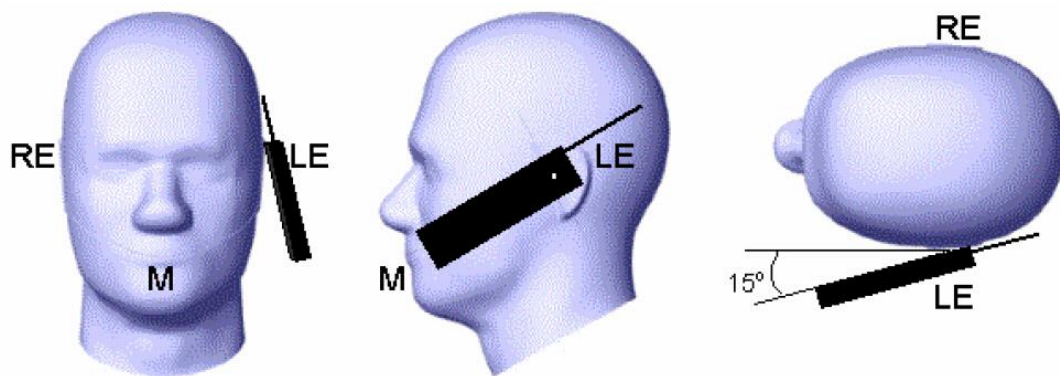


- $w_t$  Width of the handset at the level of the acoustic
- $w_b$  Width of the bottom of the handset
- A Midpoint of the width  $w_t$  of the handset at the level of the acoustic output
- B Midpoint of the width  $w_b$  of the bottom of the handset

Picture D.1-a Typical “fixed” case handset      Picture D.1-b Typical “clam-shell” case handset



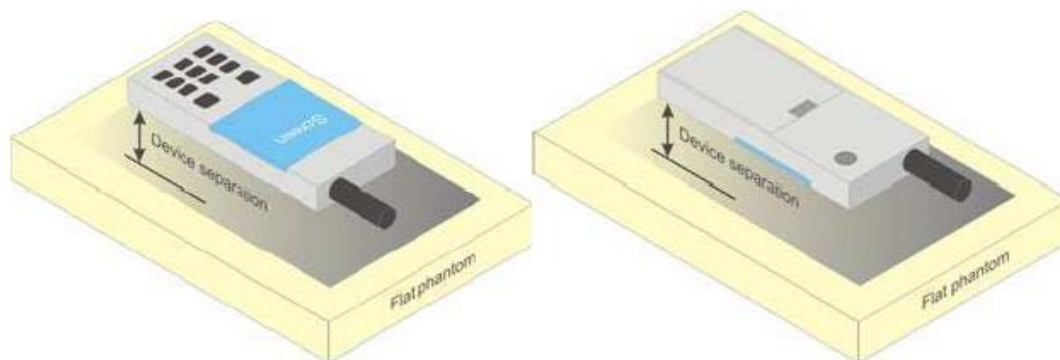
Picture D.2 Cheek position of the wireless device on the left side of SAM



Picture D.3 Tilt position of the wireless device on the left side of SAM

## D.2 Body-worn device

A typical example of a body-worn device is a mobile phone, wireless enabled PDA or other battery operated wireless device with the ability to transmit while mounted on a person's body using a carry accessory approved by the wireless device manufacturer.

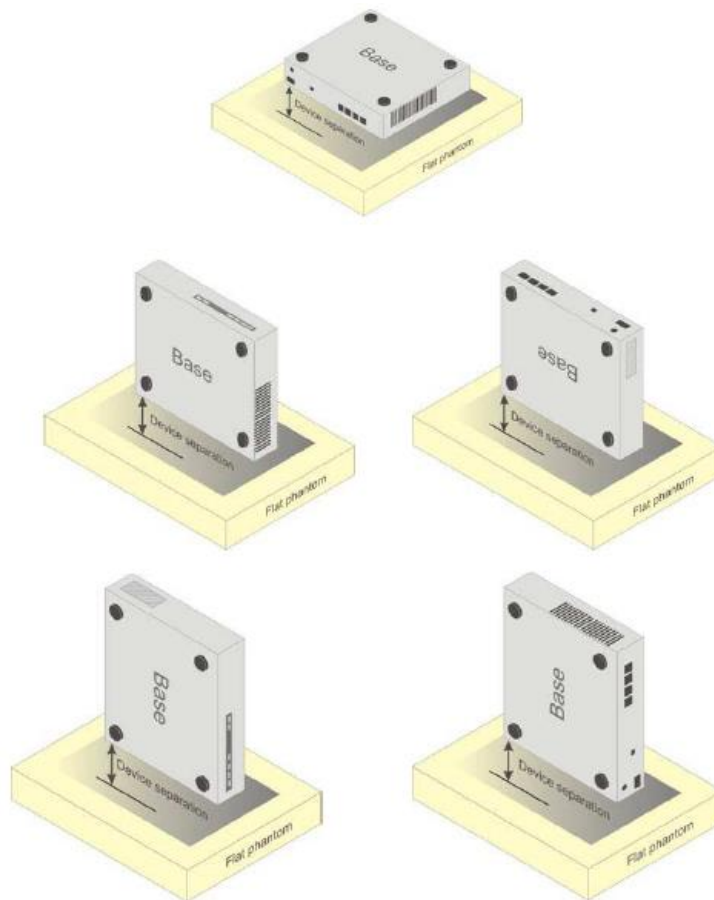


Picture D.4 Test positions for body-worn devices

## D.3 Desktop device

A typical example of a desktop device is a wireless enabled desktop computer placed on a table or desk when used.

The DUT shall be positioned at the distance and in the orientation to the phantom that corresponds to the intended use as specified by the manufacturer in the user instructions. For devices that employ an external antenna with variable positions, tests shall be performed for all antenna positions specified. Picture 8.5 show positions for desktop device SAR tests. If the intended use is not specified, the device shall be tested directly against the flat phantom.



Picture D.5 Test positions for desktop devices

#### D.4 DUT Setup Photos



Picture D.6

## ANNEX E Equivalent Media Recipes

The liquid used for the frequency range of 800-3000 MHz consisted of water, sugar, salt, preventol, glycol monobutyl and Cellulose. The liquid has been previously proven to be suited for worst-case. The Table E.1 shows the detail solution. It's satisfying the latest tissue dielectric parameters requirements proposed by the IEEE 1528 and IEC 62209.

**TableE.1: Composition of the Tissue Equivalent Matter**

| Frequency (MHz)                    | 835Head                          | 835Body                          | 1900 Head                        | 1900 Body                        | 2450 Head                        | 2450 Body                        | 5800 Head                        | 5800 Body                        |
|------------------------------------|----------------------------------|----------------------------------|----------------------------------|----------------------------------|----------------------------------|----------------------------------|----------------------------------|----------------------------------|
| Ingredients (% by weight)          |                                  |                                  |                                  |                                  |                                  |                                  |                                  |                                  |
| Water                              | 41.45                            | 52.5                             | 55.242                           | 69.91                            | 58.79                            | 72.60                            | 65.53                            | 65.53                            |
| Sugar                              | 56.0                             | 45.0                             | \                                | \                                | \                                | \                                | \                                | \                                |
| Salt                               | 1.45                             | 1.4                              | 0.306                            | 0.13                             | 0.06                             | 0.18                             | \                                | \                                |
| Preventol                          | 0.1                              | 0.1                              | \                                | \                                | \                                | \                                | \                                | \                                |
| Cellulose                          | 1.0                              | 1.0                              | \                                | \                                | \                                | \                                | \                                | \                                |
| Glycol Monobutyl                   | \                                | \                                | 44.452                           | 29.96                            | 41.15                            | 27.22                            | \                                | \                                |
| Diethylenglycol monohexylether     | \                                | \                                | \                                | \                                | \                                | \                                | 17.24                            | 17.24                            |
| Triton X-100                       | \                                | \                                | \                                | \                                | \                                | \                                | 17.24                            | 17.24                            |
| Dielectric Parameters Target Value | $\epsilon=41.5$<br>$\sigma=0.90$ | $\epsilon=55.2$<br>$\sigma=0.97$ | $\epsilon=40.0$<br>$\sigma=1.40$ | $\epsilon=53.3$<br>$\sigma=1.52$ | $\epsilon=39.2$<br>$\sigma=1.80$ | $\epsilon=52.7$<br>$\sigma=1.95$ | $\epsilon=35.3$<br>$\sigma=5.27$ | $\epsilon=48.2$<br>$\sigma=6.00$ |

**Note: There are a little adjustment respectively for 750, 1750, 2600, 5200, 5300 and 5600 based on the recipe of closest frequency in table E.1.**

## ANNEX F System Validation

The SAR system must be validated against its performance specifications before it is deployed. When SAR probes, system components or software are changed, upgraded or recalibrated, these must be validated with the SAR system(s) that operates with such components.

**Table F.1: System Validation for 7307**

| Probe SN. | Liquid name  | Validation date | Frequency point | Status (OK or Not) |
|-----------|--------------|-----------------|-----------------|--------------------|
| 7307      | Head 750MHz  | June 14,2019    | 750 MHz         | OK                 |
| 7307      | Head 850MHz  | June 14,2019    | 835 MHz         | OK                 |
| 7307      | Head 900MHz  | June 14,2019    | 900 MHz         | OK                 |
| 7307      | Head 1750MHz | June 14,2019    | 1750 MHz        | OK                 |
| 7307      | Head 1810MHz | June 14,2019    | 1810 MHz        | OK                 |
| 7307      | Head 1900MHz | June 15,2019    | 1900 MHz        | OK                 |
| 7307      | Head 2000MHz | June 15,2019    | 2000 MHz        | OK                 |
| 7307      | Head 2100MHz | June 15,2019    | 2100 MHz        | OK                 |
| 7307      | Head 2300MHz | June 15,2019    | 2300 MHz        | OK                 |
| 7307      | Head 2450MHz | June 15,2019    | 2450 MHz        | OK                 |
| 7307      | Head 2600MHz | June 16,2019    | 2600 MHz        | OK                 |
| 7307      | Head 3500MHz | June 16,2019    | 3500 MHz        | OK                 |
| 7307      | Head 3700MHz | June 16,2019    | 3700 MHz        | OK                 |
| 7307      | Head 5200MHz | June 16,2019    | 5250 MHz        | OK                 |
| 7307      | Head 5500MHz | June 16,2019    | 5600 MHz        | OK                 |
| 7307      | Head 5800MHz | June 16,2019    | 5800 MHz        | OK                 |
| 7307      | Body 750MHz  | June 16,2019    | 750 MHz         | OK                 |
| 7307      | Body 850MHz  | June 13,2019    | 835 MHz         | OK                 |
| 7307      | Body 900MHz  | June 13,2019    | 900 MHz         | OK                 |
| 7307      | Body 1750MHz | June 13,2019    | 1750 MHz        | OK                 |
| 7307      | Body 1810MHz | June 13,2019    | 1810 MHz        | OK                 |
| 7307      | Body 1900MHz | June 13,2019    | 1900 MHz        | OK                 |
| 7307      | Body 2000MHz | June 17,2019    | 2000 MHz        | OK                 |
| 7307      | Body 2100MHz | June 17,2019    | 2100 MHz        | OK                 |
| 7307      | Body 2300MHz | June 17,2019    | 2300 MHz        | OK                 |
| 7307      | Body 2450MHz | June 17,2019    | 2450 MHz        | OK                 |
| 7307      | Body 2600MHz | June 17,2019    | 2600 MHz        | OK                 |
| 7307      | Body 3500MHz | June 12,2019    | 3500 MHz        | OK                 |
| 7307      | Body 3700MHz | June 12,2019    | 3700 MHz        | OK                 |
| 7307      | Body 5200MHz | June 12,2019    | 5250 MHz        | OK                 |
| 7307      | Body 5500MHz | June 12,2019    | 5600 MHz        | OK                 |
| 7307      | Body 5800MHz | June 12,2019    | 5800 MHz        | OK                 |





No.I19Z62331-SEM01

# ANNEX G Probe Calibration Certificate

## Probe 7307 Calibration Certificate

**Calibration Laboratory of  
Schmid & Partner  
Engineering AG**  
Zeughausstrasse 43, 8004 Zurich, Switzerland



**S** Schweizerischer Kalibrierdienst  
**C** Service suisse d'étalonnage  
**S** Servizio svizzero di taratura  
**S** Swiss Calibration Service

Accredited by the Swiss Accreditation Service (SAS)  
The Swiss Accreditation Service is one of the signatories to the EA  
Multilateral Agreement for the recognition of calibration certificates

Accreditation No.: **SCS 0108**

Client **CTTL (Auden)**

Certificate No: **EX3-7307\_May19/2**

### CALIBRATION CERTIFICATE (Replacement of No: EX3-7307\_May19)

Object **EX3DV4 - SN:7307**

Calibration procedure(s) **QA CAL-01.v9, QA CAL-12.v9, QA CAL-14.v5, QA CAL-23.v5,  
QA CAL-25.v7  
Calibration procedure for dosimetric E-field probes**

Calibration date: **May 24, 2019**

This calibration certificate documents the traceability to national standards, which realize the physical units of measurements (SI).  
The measurements and the uncertainties with confidence probability are given on the following pages and are part of the certificate.

All calibrations have been conducted in the closed laboratory facility: environment temperature (22 ± 3)°C and humidity < 70%.

Calibration Equipment used (M&TE critical for calibration)

| Primary Standards          | ID               | Cal Date (Certificate No.)        | Scheduled Calibration  |
|----------------------------|------------------|-----------------------------------|------------------------|
| Power meter NRP            | SN: 104778       | 03-Apr-19 (No. 217-02892/02893)   | Apr-20                 |
| Power sensor NRP-Z91       | SN: 103244       | 03-Apr-19 (No. 217-02892)         | Apr-20                 |
| Power sensor NRP-Z91       | SN: 103245       | 03-Apr-19 (No. 217-02893)         | Apr-20                 |
| Reference 20 dB Attenuator | SN: S5277 (20x)  | 04-Apr-19 (No. 217-02894)         | Apr-20                 |
| DAE4                       | SN: 660          | 19-Dec-18 (No. DAE4-660_Dec18)    | Dec-19                 |
| Reference Probe ES3DV2     | SN: 3013         | 31-Dec-18 (No. ES3-3013_Dec18)    | Dec-19                 |
| Secondary Standards        | ID               | Check Date (in house)             | Scheduled Check        |
| Power meter E4419B         | SN: GB41293874   | 06-Apr-16 (in house check Jun-18) | In house check: Jun-20 |
| Power sensor E4412A        | SN: MY41498087   | 06-Apr-16 (in house check Jun-18) | In house check: Jun-20 |
| Power sensor E4412A        | SN: 000110210    | 06-Apr-16 (in house check Jun-18) | In house check: Jun-20 |
| RF generator HP 8648C      | SN: US3642U01700 | 04-Aug-99 (in house check Jun-18) | In house check: Jun-20 |
| Network Analyzer E8358A    | SN: US41080477   | 31-Mar-14 (in house check Oct-18) | In house check: Oct-19 |

|                | Name           | Function              | Signature |
|----------------|----------------|-----------------------|-----------|
| Calibrated by: | Jeton Kastrati | Laboratory Technician |           |
| Approved by:   | Katja Pokovic  | Technical Manager     |           |

Issued: August 29, 2019

This calibration certificate shall not be reproduced except in full without written approval of the laboratory.

**Calibration Laboratory of  
Schmid & Partner  
Engineering AG**  
Zeughausstrasse 43, 8004 Zurich, Switzerland



**S** Schweizerischer Kalibrierdienst  
**C** Service suisse d'étalonnage  
**S** Servizio svizzero di taratura  
**S** Swiss Calibration Service

Accredited by the Swiss Accreditation Service (SAS)  
The Swiss Accreditation Service is one of the signatories to the EA  
Multilateral Agreement for the recognition of calibration certificates

Accreditation No.: **SCS 0108**

### Glossary:

|                          |   |
|--------------------------|---|
| TSL                      | tissue simulating liquid  |
| NORM <sub>x,y,z</sub>    | sensitivity in free space   |
| ConvF                    | sensitivity in TSL / NORM <sub>x,y,z</sub>  |
| DCP                      | diode compression point   |
| CF                       | crest factor (1/duty_cycle) of the RF signal  |
| A, B, C, D               | modulation dependent linearization parameters   |
| Polarization $\phi$      | $\phi$ rotation around probe axis   |
| Polarization $\vartheta$ | $\vartheta$ rotation around an axis that is in the plane normal to probe axis (at measurement center),<br>i.e., $\vartheta = 0$ is normal to probe axis |
| Connector Angle          | information used in DASY system to align probe sensor X to the robot coordinate system  |

### Calibration is Performed According to the Following Standards:

- IEEE Std 1528-2013, "IEEE Recommended Practice for Determining the Peak Spatial-Averaged Specific Absorption Rate (SAR) in the Human Head from Wireless Communications Devices: Measurement Techniques", June 2013
- IEC 62209-1, "Measurement procedure for the assessment of Specific Absorption Rate (SAR) from hand-held and body-mounted devices used next to the ear (frequency range of 300 MHz to 6 GHz)", July 2016
- IEC 62209-2, "Procedure to determine the Specific Absorption Rate (SAR) for wireless communication devices used in close proximity to the human body (frequency range of 30 MHz to 6 GHz)", March 2010
- KDB 865664, "SAR Measurement Requirements for 100 MHz to 6 GHz"

### Methods Applied and Interpretation of Parameters:

- NORM<sub>x,y,z</sub>**: Assessed for E-field polarization  $\vartheta = 0$  ( $f \leq 900$  MHz in TEM-cell;  $f > 1800$  MHz: R22 waveguide). NORM<sub>x,y,z</sub> are only intermediate values, i.e., the uncertainties of NORM<sub>x,y,z</sub> does not affect the E<sup>2</sup>-field uncertainty inside TSL (see below *ConvF*).
- NORM(f)<sub>x,y,z</sub>** = NORM<sub>x,y,z</sub> \* *frequency\_response* (see Frequency Response Chart). This linearization is implemented in DASY4 software versions later than 4.2. The uncertainty of the frequency response is included in the stated uncertainty of *ConvF*.
- DCP<sub>x,y,z</sub>**: DCP are numerical linearization parameters assessed based on the data of power sweep with CW signal (no uncertainty required). DCP does not depend on frequency nor media.
- PAR**: PAR is the Peak to Average Ratio that is not calibrated but determined based on the signal characteristics
- A<sub>x,y,z</sub>; B<sub>x,y,z</sub>; C<sub>x,y,z</sub>; D<sub>x,y,z</sub>; VR<sub>x,y,z</sub>**: A, B, C, D are numerical linearization parameters assessed based on the data of power sweep for specific modulation signal. The parameters do not depend on frequency nor media. VR is the maximum calibration range expressed in RMS voltage across the diode.
- ConvF and Boundary Effect Parameters**: Assessed in flat phantom using E-field (or Temperature Transfer Standard for  $f \leq 800$  MHz) and inside waveguide using analytical field distributions based on power measurements for  $f > 800$  MHz. The same setups are used for assessment of the parameters applied for boundary compensation (alpha, depth) of which typical uncertainty values are given. These parameters are used in DASY4 software to improve probe accuracy close to the boundary. The sensitivity in TSL corresponds to NORM<sub>x,y,z</sub> \* *ConvF* whereby the uncertainty corresponds to that given for *ConvF*. A frequency dependent *ConvF* is used in DASY version 4.4 and higher which allows extending the validity from  $\pm 50$  MHz to  $\pm 100$  MHz.
- Spherical isotropy (3D deviation from isotropy)**: in a field of low gradients realized using a flat phantom exposed by a patch antenna.
- Sensor Offset**: The sensor offset corresponds to the offset of virtual measurement center from the probe tip (on probe axis). No tolerance required.
- Connector Angle**: The angle is assessed using the information gained by determining the NORM<sub>x</sub> (no uncertainty required).