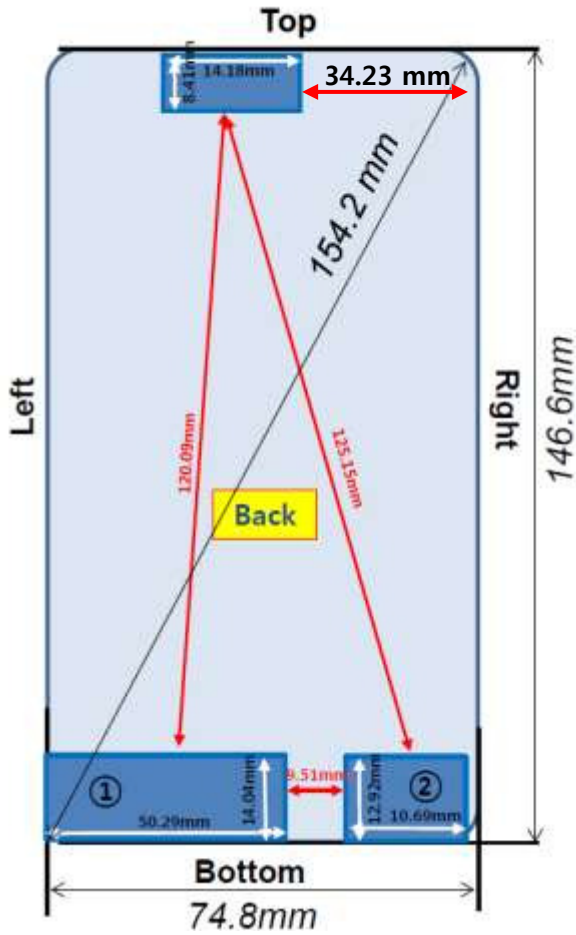


Antenna and Device Information

K430H Antenna Distance for SAR



Antenna	Mode	Band
①	GSM	G850,900 Tx, Rx
	WCDMA	Band 5,8 Tx, Rx
	LTE	Band 5,7,17 Tx, Rx
②	GSM	GSM1800,1900 Tx, Rx
	WCDMA	Band 2,4 Tx, Rx
	LTE	Band 2,4 Tx, Rx
③	Bluetooth	2.4GHz
	Wi-Fi	2.4GHz

SAR Test Setup Photographs

■ **Test Setup Photo (Left All)**



■ **Test Setup Photo(Left Touch/Tilt)**




■ **Test Setup Photo (Right All)**



■ **Test Setup Photo (Right Touch/Tilt)**



■ **Test Setup Photo (Body All)**




■ **Test Setup Photo (Rear)**



[Distance of 1.0 cm from the EUT]

■ **Test Setup Photo (Front)**



[Distance of **1.0 cm** from the EUT]

■ **Test Setup Photo (Left)**



[Distance of 1.0 cm from the EUT]

■ **Test Setup Photo (Right)**



[Distance of 1.0 cm from the EUT]

■ **Test Setup Photo(Top)**



[Distance of 1.0 cm from the EUT]

■ **Test Setup Photo(Bottom)**



[Distance of 1.0 cm from the EUT]