

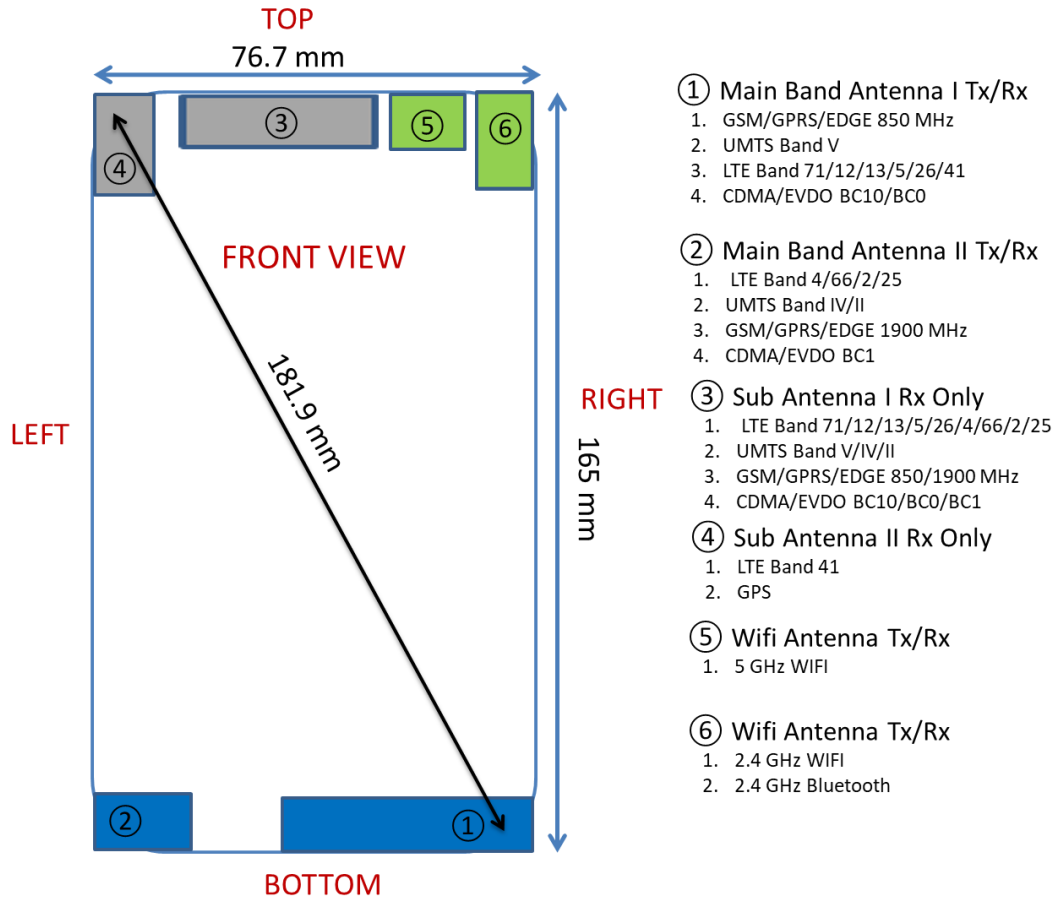




# APPENDIX E: DUT ANTENNA DIAGRAM & SAR TEST SETUP PHOTOGRAPHS


<b>FCC ID:</b> ZNFK420TM	 <b>PCTEST</b> <small>Proud to be part of Element</small>	<b>SAR EVALUATION REPORT</b>	 <b>LG</b>	<b>Approved by:</b> Quality Manager
<b>Test Dates:</b> 12/28/20 – 1/30/21	<b>DUT Type:</b> Portable Handset			APPENDIX E: Page 1 of 12



Note: Exact antenna dimensions and separation distances are shown in the Technical Descriptions in the FCC Filing.

**Figure E-1  
 DUT Antenna Locations**



FCC ID: ZNFK420TM	 <b>PCTEST</b> Proud to be part of Element	SAR EVALUATION REPORT	 <b>LG</b>	<b>Approved by:</b> Quality Manager
<b>Test Dates:</b> 12/28/20 – 1/30/21	<b>DUT Type:</b> Portable Handset			APPENDIX E: Page 2 of 12




**SAR Test Setup Photo 1 – Right Cheek**



**SAR Test Setup Photo 2 – Right Tilt**



<b>FCC ID:</b> ZNFK420TM	 <small>Proud to be part of Element</small>	<b>SAR EVALUATION REPORT</b>		<b>Approved by:</b> Quality Manager
<b>Test Dates:</b> 12/28/20 – 1/30/21	<b>DUT Type:</b> Portable Handset			APPENDIX E: Page 3 of 12




**SAR Test Setup Photo 3 – Left Cheek**



**SAR Test Setup Photo 4 – Left Tilt**



<b>FCC ID:</b> ZNFK420TM	 <small>Proud to be part of Element</small>	<b>SAR EVALUATION REPORT</b>		<b>Approved by:</b> Quality Manager
<b>Test Dates:</b> 12/28/20 – 1/30/21	<b>DUT Type:</b> Portable Handset			<b>APPENDIX E:</b> Page 4 of 12



**SAR Test Setup Photo 5 – Back Side at 10 mm**




**SAR Test Setup Photo 6 – Back Side at 2 mm**



FCC ID: ZNFK420TM	 <small>Proud to be part of Element</small>	SAR EVALUATION REPORT		<b>Approved by:</b> Quality Manager
<b>Test Dates:</b> 12/28/20 – 1/30/21	<b>DUT Type:</b> Portable Handset			APPENDIX E: Page 5 of 12




**SAR Test Setup Photo 7- Back Side at 0 mm**




**SAR Test Setup Photo 8 – Front Side at 10 mm**



FCC ID: ZNFK420TM	 <small>Proud to be part of Element</small>	SAR EVALUATION REPORT		<b>Approved by:</b> Quality Manager
<b>Test Dates:</b> 12/28/20 – 1/30/21	<b>DUT Type:</b> Portable Handset			APPENDIX E: Page 6 of 12




**SAR Test Setup Photo 9 – Front Side at 0 mm**




**SAR Test Setup Photo 10 – Bottom Edge at 10 mm**

<b>FCC ID:</b> ZNFK420TM	 <small>Proud to be part of Element</small>	<b>SAR EVALUATION REPORT</b>		<b>Approved by:</b> Quality Manager
<b>Test Dates:</b> 12/28/20 – 1/30/21	<b>DUT Type:</b> Portable Handset			APPENDIX E: Page 7 of 12







**SAR Test Setup Photo 11 - Bottom Edge at 2 mm**




**SAR Test Setup Photo 12 - Bottom Edge at 0 mm**

<b>FCC ID:</b> ZNFK420TM	 <small>Proud to be part of Element</small>	<b>SAR EVALUATION REPORT</b>		<b>Approved by:</b> Quality Manager
<b>Test Dates:</b> 12/28/20 – 1/30/21	<b>DUT Type:</b> Portable Handset			<b>APPENDIX E:</b> Page 8 of 12








**SAR Test Setup Photo 13 – Top Edge at 10 mm**




**SAR Test Setup Photo 14 – Top Edge at 0 mm**



<b>FCC ID:</b> ZNFK420TM	 <small>Proud to be part of Element</small>	<b>SAR EVALUATION REPORT</b>		<b>Approved by:</b> Quality Manager
<b>Test Dates:</b> 12/28/20 – 1/30/21	<b>DUT Type:</b> Portable Handset			APPENDIX E: Page 9 of 12




**SAR Test Setup Photo 15 – Right Edge at 10 mm**



**SAR Test Setup Photo 16 – Right Edge at 0 mm**



<b>FCC ID:</b> ZNFK420TM	 <small>Proud to be part of Element</small>	<b>SAR EVALUATION REPORT</b>		<b>Approved by:</b> Quality Manager
<b>Test Dates:</b> 12/28/20 – 1/30/21	<b>DUT Type:</b> Portable Handset			APPENDIX E: Page 10 of 12



**SAR Test Setup Photo 17 – Left Edge at 10 mm**





**SAR Test Setup Photo 18 – Left Edge at 0 mm**

FCC ID: ZNFK420TM	 <small>Proud to be part of Element</small>	SAR EVALUATION REPORT		<b>Approved by:</b> Quality Manager
<b>Test Dates:</b> 12/28/20 – 1/30/21	<b>DUT Type:</b> Portable Handset			APPENDIX E: Page 11 of 12



**SAR Test Setup Photo 19 - Vertical and Horizontal Reference Lines**

<b>FCC ID:</b> ZNFK420TM	 <small>Proud to be part of Element</small>	<b>SAR EVALUATION REPORT</b>		<b>Approved by:</b> Quality Manager
<b>Test Dates:</b> 12/28/20 – 1/30/21	<b>DUT Type:</b> Portable Handset			APPENDIX E: Page 12 of 12