




## 18. TEST PHOTOGRAPHS

See following Attached Pages for setup photographs.


<b>FCC ID:</b> ZNFK420TM	 <b>PCTEST</b> <small>Proud to be part of</small> 	<b>HAC (RF EMISSIONS) TEST REPORT</b>	 <b>LG</b>	<b>Approved by:</b> Quality Manager
<b>Filename:</b> 1M2012230208-10.ZNF	<b>Test Dates:</b> 1/4/2021 - 1/11/2021	<b>DUT Type:</b> Portable Handset	Page 89 of 91	

© 2021 PCTEST


REV 3.5.M

6/22/2020



© 2021 PCTEST All rights reserved. Unless otherwise specified, no part of this report may be reproduced or utilized in any part, form or by any means, electronic or mechanical, including photocopying and microfilm, without permission in writing from PCTEST. If you have any questions about this international copyright or have an enquiry about obtaining additional rights to this report or assembly of contents thereof, please contact [INFO@PCTEST.COM](mailto:INFO@PCTEST.COM).



**Figure 18-1**  
**Ear Reference Point HAC Phantom Alignment**



**Figure 18-2**  
**HAC Phantom Plane Alignment**

FCC ID: ZNFK420TM	 <b>PCTEST</b> <small>Proud to be part of</small>	HAC (RF EMISSIONS) TEST REPORT	 <b>LG</b>	Approved by: Quality Manager
<b>Filename:</b> 1M2012230208-10.ZNF	<b>Test Dates:</b> 1/4/2021 - 1/11/2021	<b>DUT Type:</b> Portable Handset	Page 90 of 91	

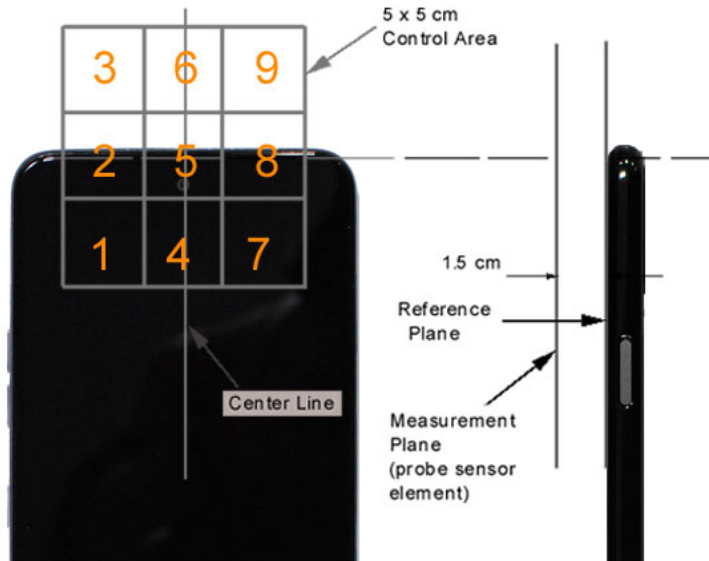


Figure 18-3 5x5 Scan grid above WD (Acoustic Centered scan area pictured)



Figure 18-4 E-Field WD Scan overlay (T-Coil Centered scan area pictured)

FCC ID: ZNFK420TM	PCTEST Proud to be part of  Anatek	HAC (RF EMISSIONS) TEST REPORT	LG	Approved by: Quality Manager
Filename: 1M2012230208-10.ZNF	Test Dates: 1/4/2021 - 1/11/2021	DUT Type: Portable Handset	Page 91 of 91	