


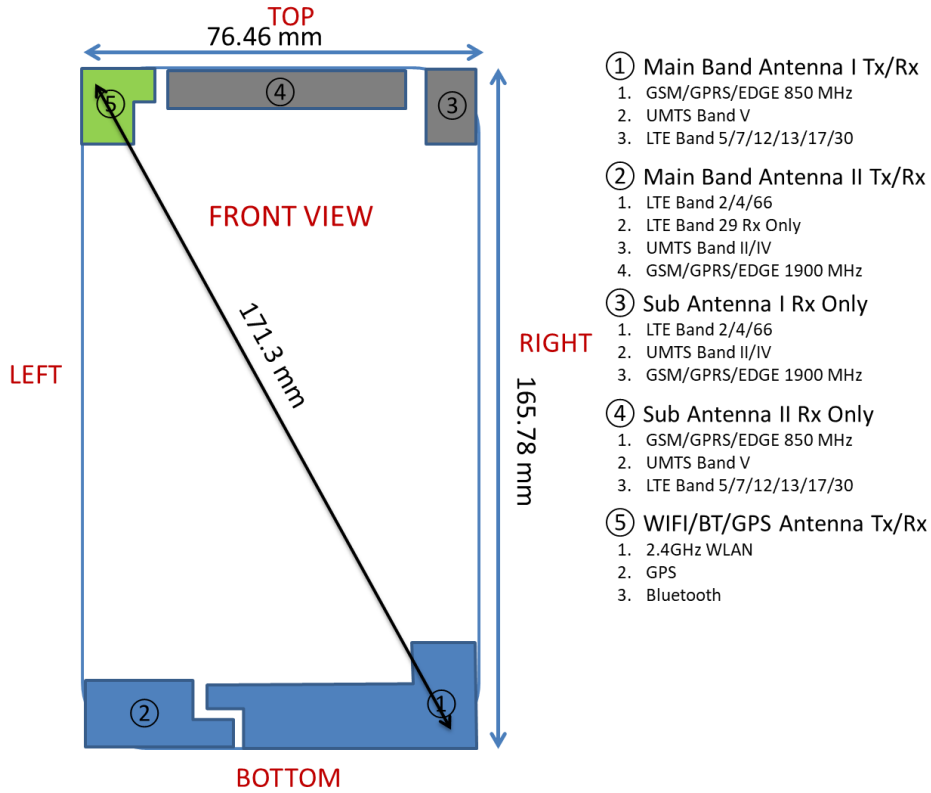


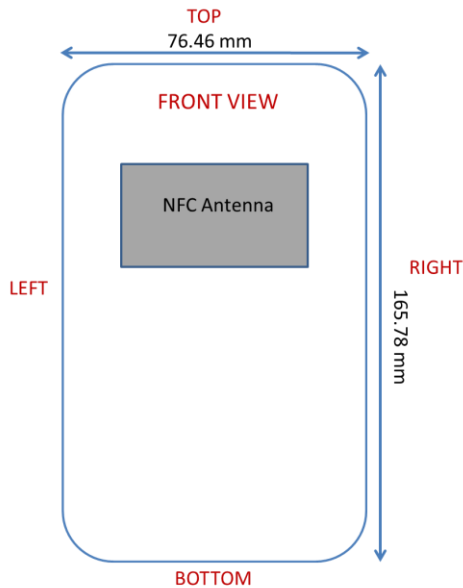
APPENDIX E: DUT ANTENNA DIAGRAM & SAR TEST SETUP PHOTOGRAPHS

FCC ID: ZNFK410WM	 PCTEST Proud to be part of  element	SAR EVALUATION REPORT	 LG	Approved by: Quality Manager
Test Dates: 02/05/20 - 02/24/20	DUT Type: Portable Handset			APPENDIX F: Page 1 of 12



Note: Exact antenna dimensions and separation distances are shown in the Technical Descriptions in the FCC Filing.

**Figure E-1
DUT Antenna Locations**



**Figure E-2
NFC Antenna Locations**



FCC ID: ZNFK410WM	PCTEST Proud to be part of element	SAR EVALUATION REPORT		Approved by: Quality Manager
Test Dates: 02/05/20 - 02/24/20	DUT Type: Portable Handset			APPENDIX F: Page 2 of 12




SAR Test Setup Photo 1: Right Cheek




SAR Test Setup Photo 2: Right Tilt



FCC ID: ZNFK410WM	 <small>Proud to be part of element</small>	SAR EVALUATION REPORT		Approved by: Quality Manager
Test Dates: 02/05/20 - 02/24/20	DUT Type: Portable Handset			APPENDIX F: Page 3 of 12



SAR Test Setup Photo 3: Left Cheek




SAR Test Setup Photo 4: Left Tilt



FCC ID: ZNFK410WM	 PCTEST <small>Proud to be part of element</small>	SAR EVALUATION REPORT		Approved by: Quality Manager
Test Dates: 02/05/20 - 02/24/20	DUT Type: Portable Handset			APPENDIX F: Page 4 of 12



SAR Test Setup Photo 5: Back Side at 10mm



SAR Test Setup Photo 6: Back Side at 2mm



FCC ID: ZNFK410WM	 PCTEST <small>Proud to be part of element</small>	SAR EVALUATION REPORT		Approved by: Quality Manager
Test Dates: 02/05/20 - 02/24/20	DUT Type: Portable Handset			APPENDIX F: Page 5 of 12



SAR Test Setup Photo 7: Back Side at 0mm



SAR Test Setup Photo 8: Front Side at 10mm



FCC ID: ZNFK410WM	 <small>Proud to be part of element</small>	SAR EVALUATION REPORT		Approved by: Quality Manager
Test Dates: 02/05/20 - 02/24/20	DUT Type: Portable Handset			APPENDIX F: Page 6 of 12



SAR Test Setup Photo 9: Front Side at 0mm



SAR Test Setup Photo 10: Top Edge at 10mm



FCC ID: ZNFK410WM	 PCTEST <small>Proud to be part of element</small>	SAR EVALUATION REPORT		Approved by: Quality Manager
Test Dates: 02/05/20 - 02/24/20	DUT Type: Portable Handset			APPENDIX F: Page 7 of 12



SAR Test Setup Photo 11: Bottom Edge at 10mm




SAR Test Setup Photo 12: Bottom Edge at 1mm



FCC ID: ZNFK410WM	 <small>Proud to be part of element</small>	SAR EVALUATION REPORT		Approved by: Quality Manager
Test Dates: 02/05/20 - 02/24/20	DUT Type: Portable Handset			APPENDIX F: Page 8 of 12




SAR Test Setup Photo 13: Bottom Edge at 0mm



SAR Test Setup Photo 14: Right Edge at 10mm



FCC ID: ZNFK410WM	 PCTEST <small>Proud to be part of element</small>	SAR EVALUATION REPORT		Approved by: Quality Manager
Test Dates: 02/05/20 - 02/24/20	DUT Type: Portable Handset			APPENDIX F: Page 9 of 12



SAR Test Setup Photo 15: Right Edge at 0mm





SAR Test Setup Photo 16: Left Edge at 10mm

FCC ID: ZNFK410WM	 <small>Proud to be part of element</small>	SAR EVALUATION REPORT		Approved by: Quality Manager
Test Dates: 02/05/20 - 02/24/20	DUT Type: Portable Handset			APPENDIX F: Page 10 of 12





SAR Test Setup Photo 17: Left Edge at 0mm

FCC ID: ZNFK410WM	 <small>Proud to be part of element</small>	SAR EVALUATION REPORT		Approved by: Quality Manager
Test Dates: 02/05/20 - 02/24/20	DUT Type: Portable Handset			APPENDIX F: Page 11 of 12



SAR Test Setup Photo 18: Horizontal and Vertical Reference Lines

FCC ID: ZNFK410WM	 PCTEST <small>Proud to be part of element</small>	SAR EVALUATION REPORT		Approved by: Quality Manager
Test Dates: 02/05/20 - 02/24/20	DUT Type: Portable Handset			APPENDIX F: Page 12 of 12