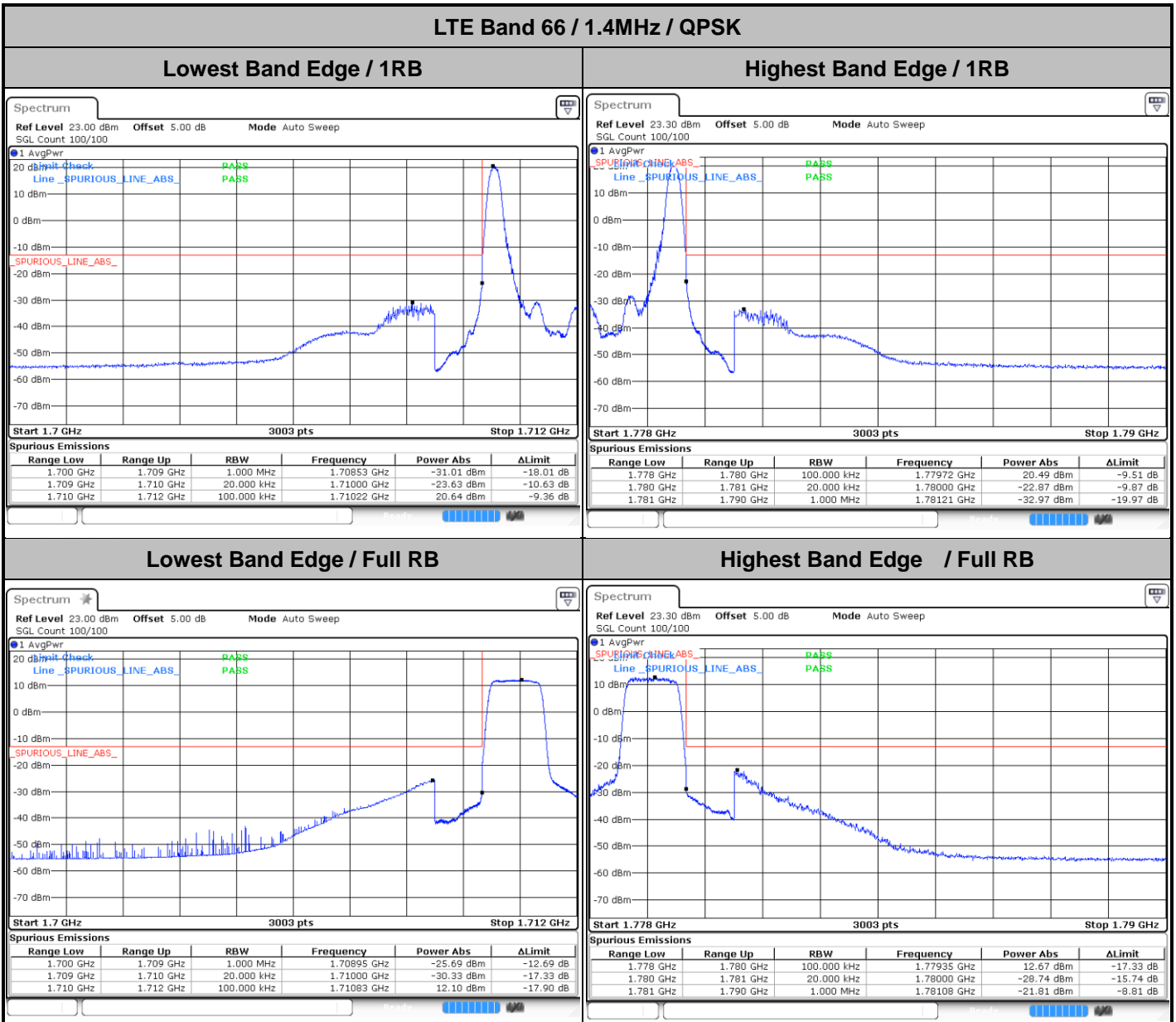




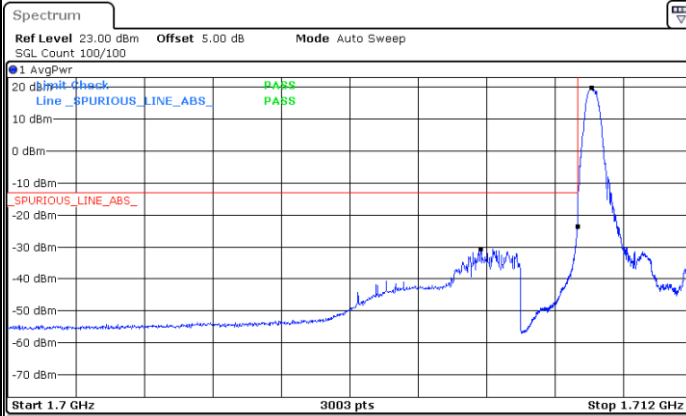
Conducted Band Edge





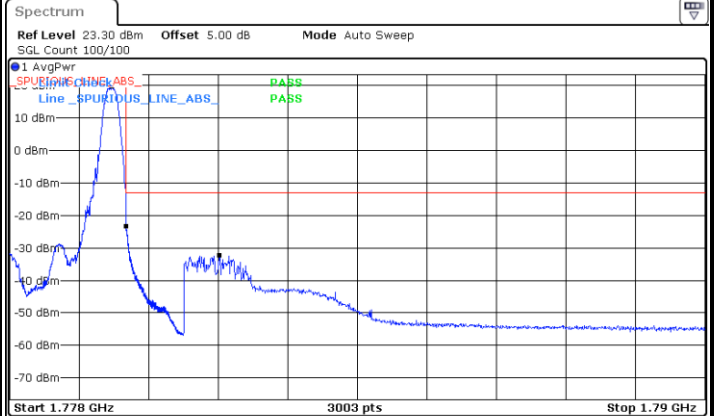
LTE Band 66 / 1.4MHz / 16QAM

Lowest Band Edge / 1 RB



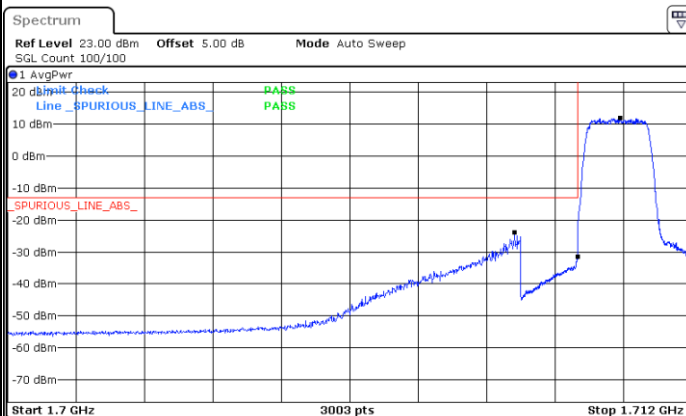
Range Low	Range Up	RBW	Frequency	Power Abs	ΔLimit
1.700 GHz	1.709 GHz	1.000 MHz	1.70829 GHz	-30.74 dBm	-17.74 dB
1.709 GHz	1.710 GHz	20.000 kHz	1.70999 GHz	-23.68 dBm	-10.68 dB
1.710 GHz	1.712 GHz	100.000 kHz	1.71024 GHz	19.74 dBm	-10.26 dB

Highest Band Edge / 1 RB



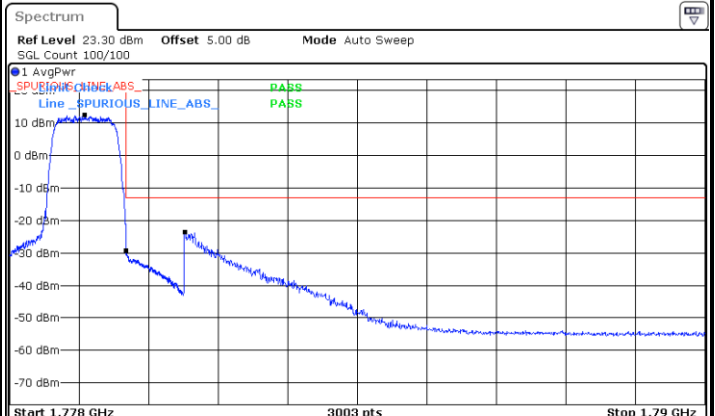
Range Low	Range Up	RBW	Frequency	Power Abs	ΔLimit
1.778 GHz	1.780 GHz	100.000 kHz	1.77976 GHz	19.75 dBm	-10.25 dB
1.780 GHz	1.781 GHz	20.000 kHz	1.78001 GHz	-23.40 dBm	-10.40 dB
1.781 GHz	1.790 GHz	1.000 MHz	1.78162 GHz	-32.30 dBm	-19.30 dB

Lowest Band Edge / Full RB



Range Low	Range Up	RBW	Frequency	Power Abs	ΔLimit
1.700 GHz	1.709 GHz	1.000 MHz	1.70889 GHz	-24.01 dBm	-11.01 dB
1.709 GHz	1.710 GHz	20.000 kHz	1.71000 GHz	-31.37 dBm	-18.37 dB
1.710 GHz	1.712 GHz	100.000 kHz	1.71074 GHz	11.93 dBm	-18.07 dB

Highest Band Edge / Full RB

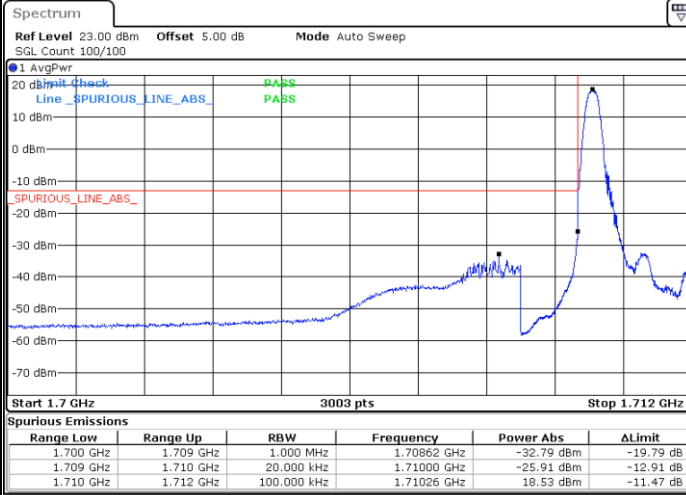


Range Low	Range Up	RBW	Frequency	Power Abs	ΔLimit
1.778 GHz	1.780 GHz	100.000 kHz	1.77929 GHz	12.36 dBm	-17.64 dB
1.780 GHz	1.781 GHz	20.000 kHz	1.78000 GHz	-29.30 dBm	-16.30 dB
1.781 GHz	1.790 GHz	1.000 MHz	1.78102 GHz	-23.53 dBm	-10.53 dB

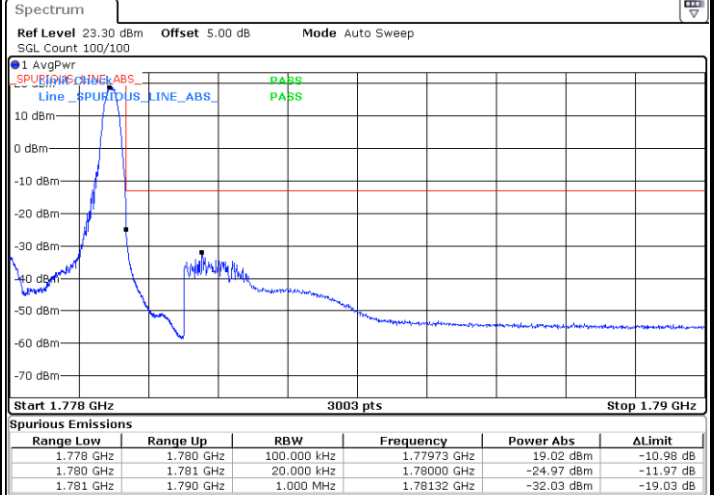


LTE Band 66 / 1.4MHz / 64QAM

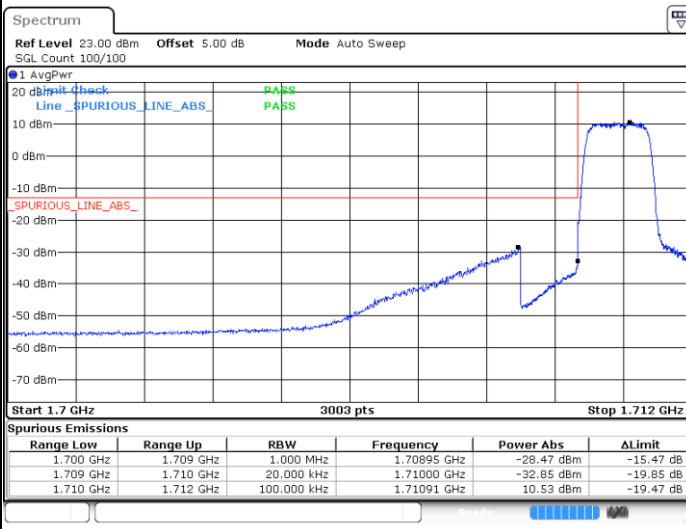
Lowest Band Edge / 1 RB



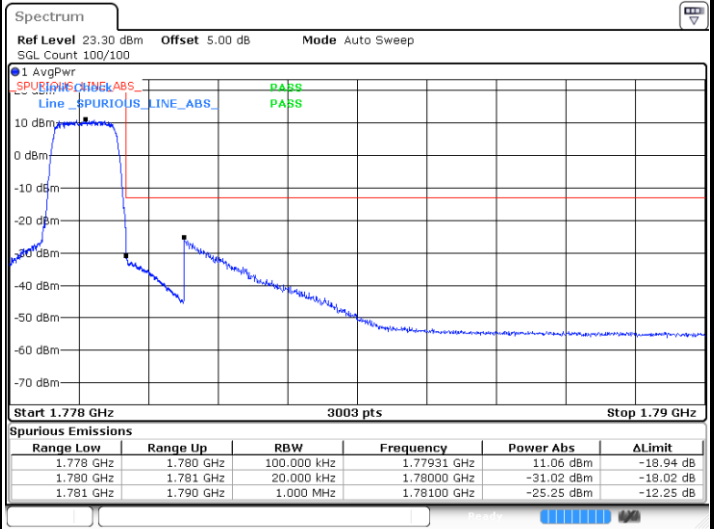
Highest Band Edge / 1 RB



Lowest Band Edge / Full RB



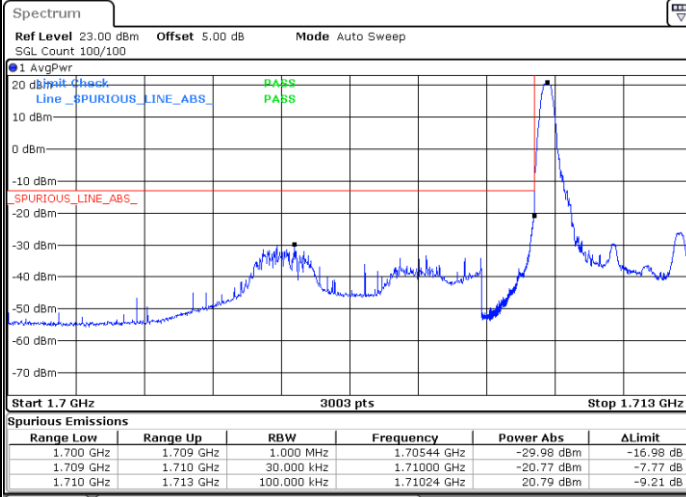
Highest Band Edge / Full RB



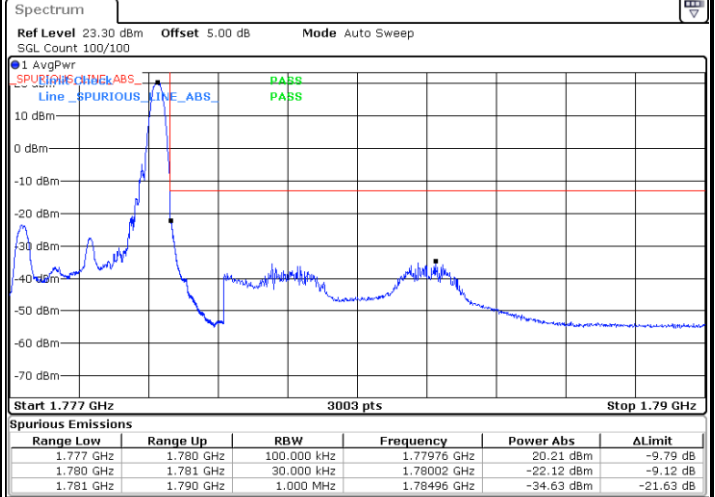


LTE Band 66 / 3MHz / QPSK

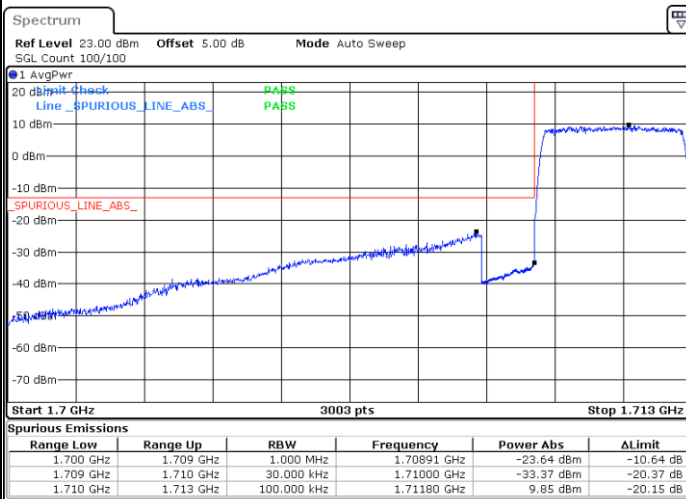
Lowest Band Edge / 1RB



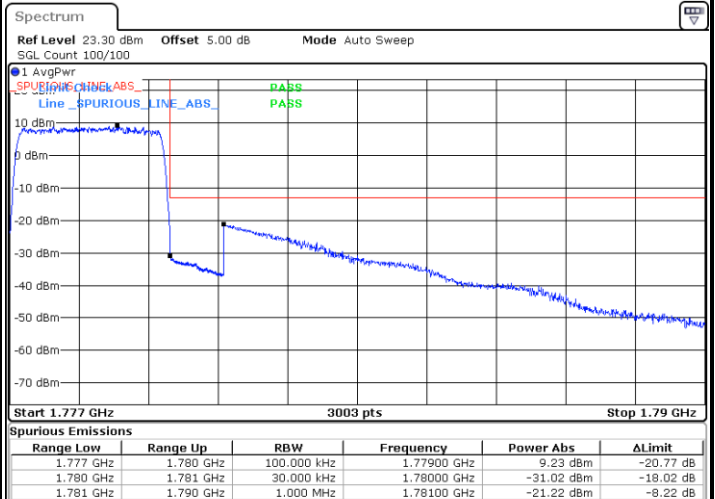
Highest Band Edge / 1 RB



Lowest Band Edge / Full RB



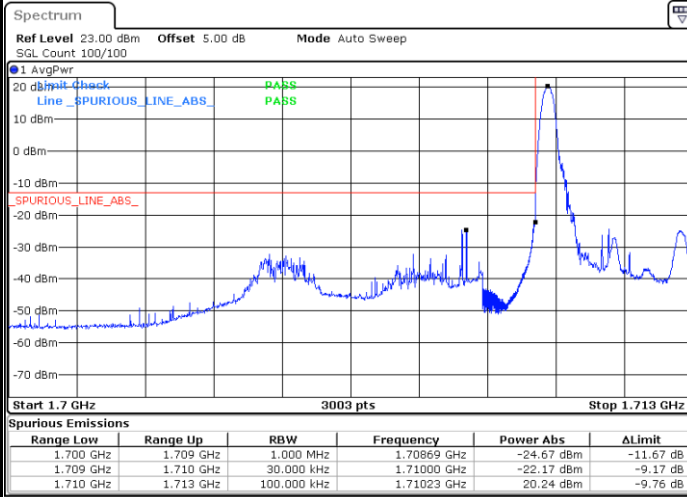
Highest Band Edge / Full RB



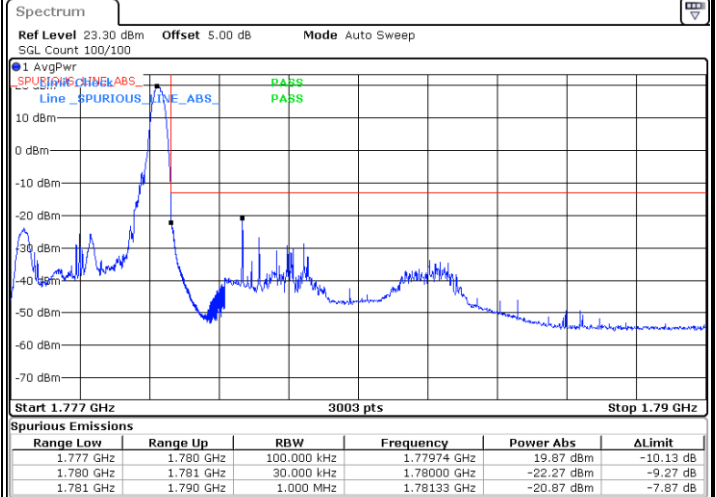


LTE Band 66 / 3MHz / 16QAM

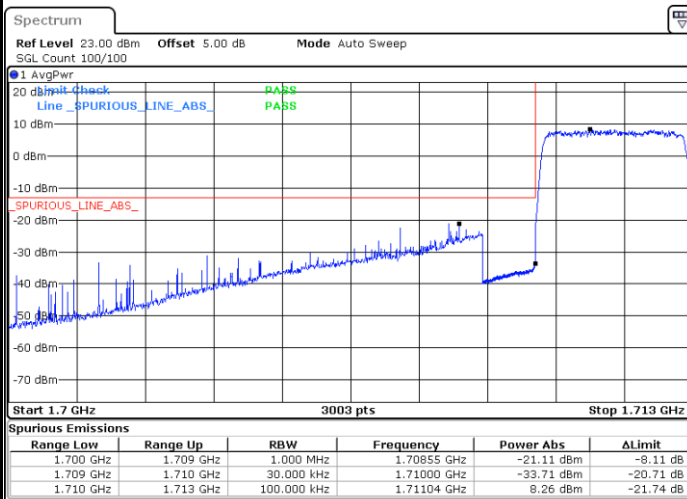
Lowest Band Edge / 1 RB



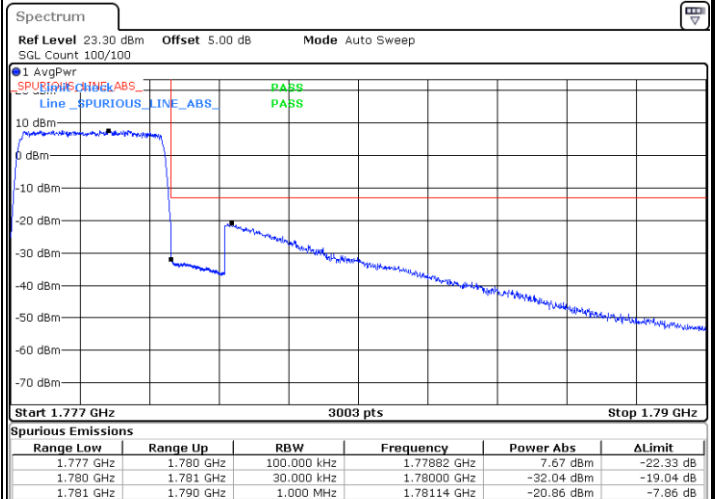
Highest Band Edge / 1 RB



Lowest Band Edge / Full RB



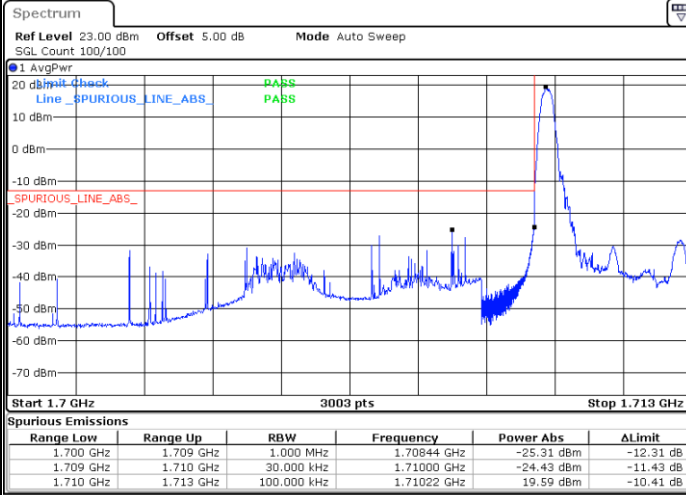
Highest Band Edge / Full RB



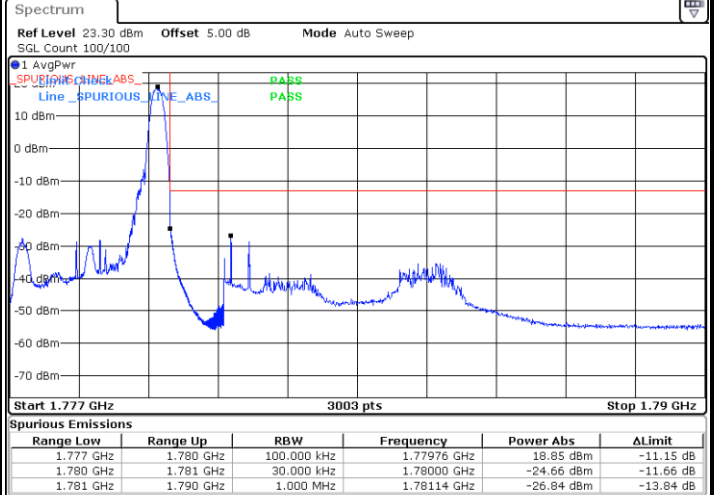


LTE Band 66 / 3MHz / 64QAM

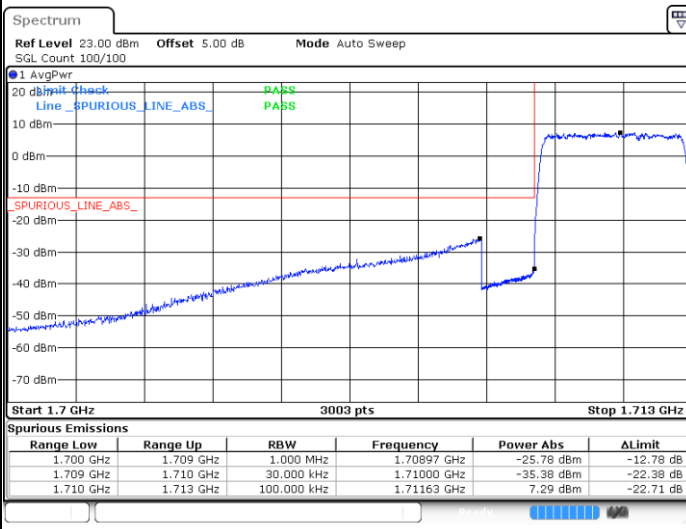
Lowest Band Edge / 1 RB



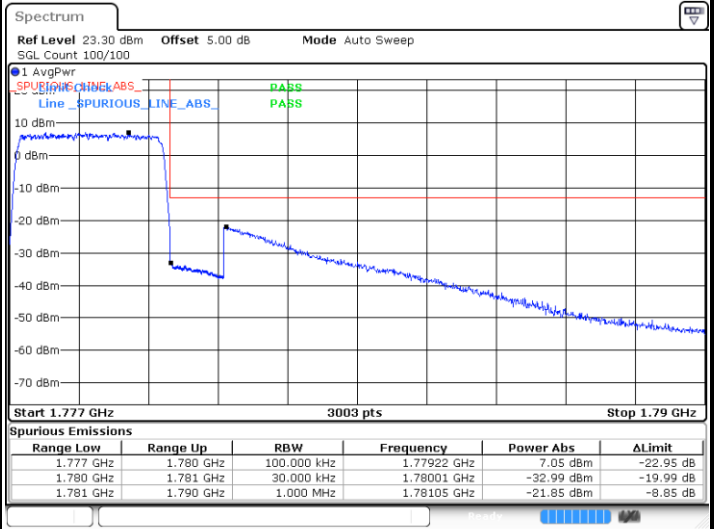
Highest Band Edge / 1 RB



Lowest Band Edge / Full RB



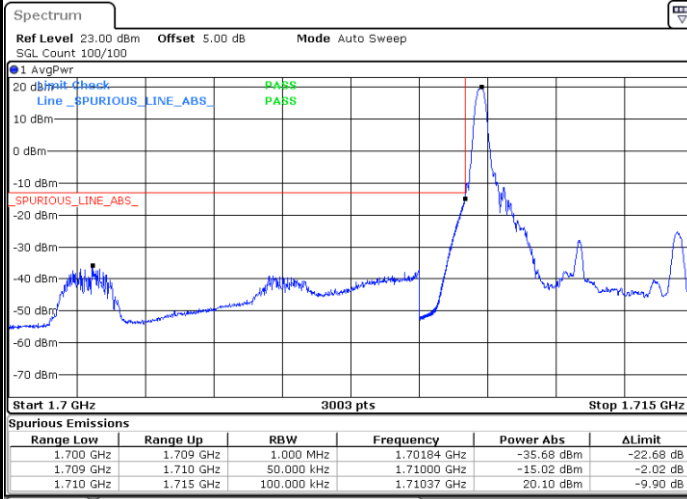
Highest Band Edge / Full RB



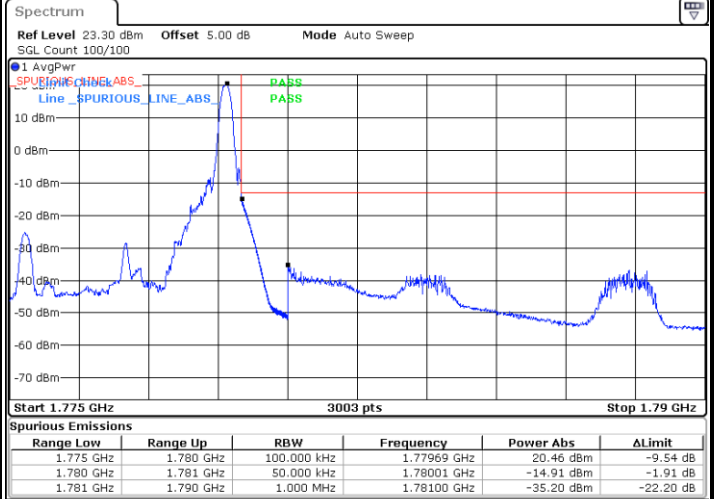


LTE Band 66 / 5MHz / QPSK

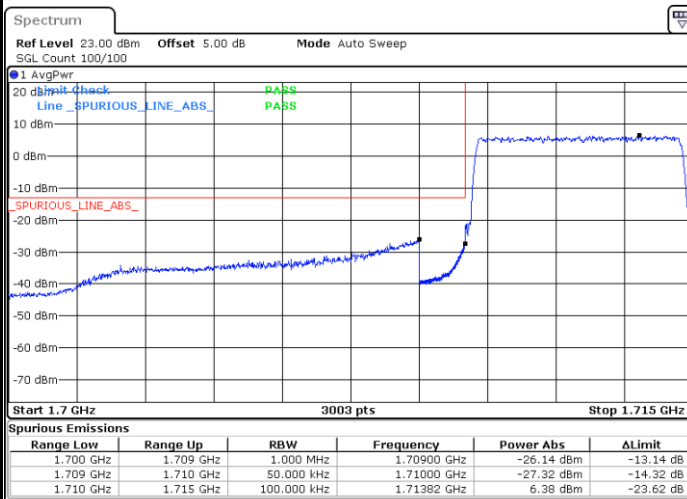
Lowest Band Edge / 1 RB



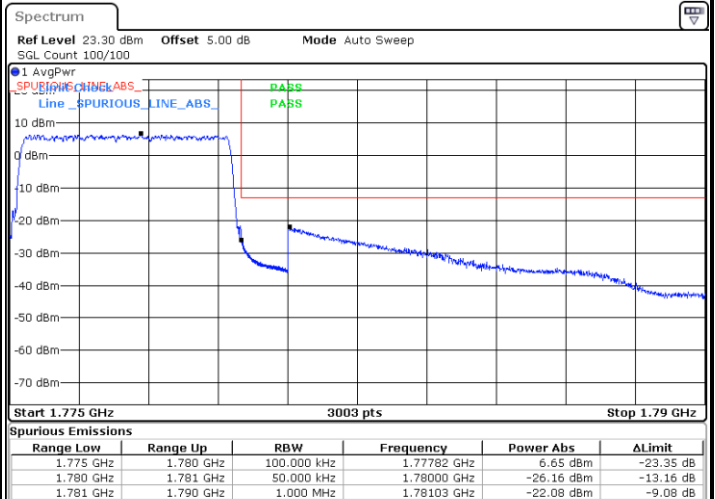
Highest Band Edge / 1 RB



Lowest Band Edge / Full RB



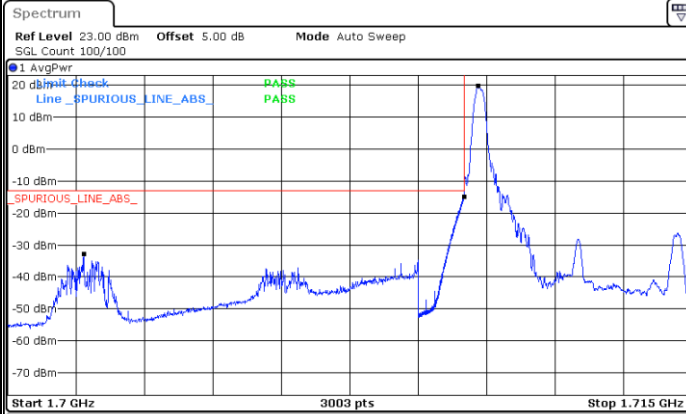
Highest Band Edge / Full RB





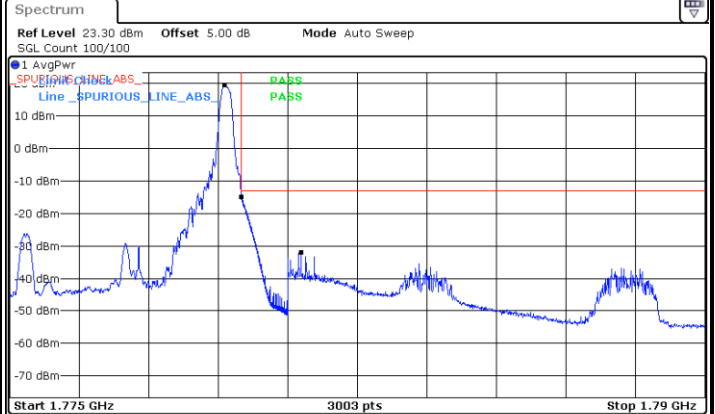
LTE Band 66 / 5MHz / 16QAM

Lowest Band Edge / 1RB



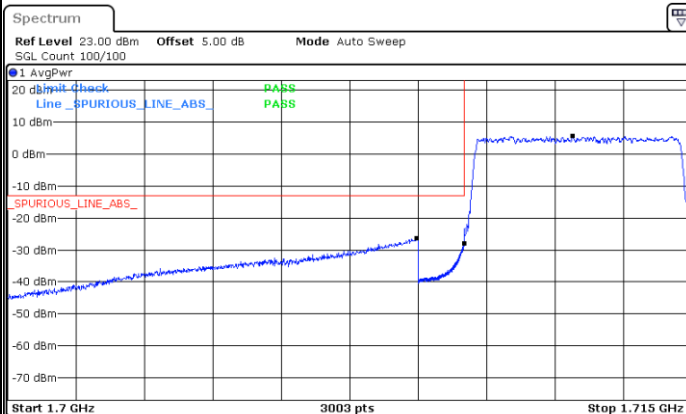
Range Low	Range Up	RBW	Frequency	Power Abs	ΔLimit
1.700 GHz	1.709 GHz	1.000 MHz	1.70167 GHz	-32.72 dBm	-19.72 dB
1.709 GHz	1.710 GHz	50.000 kHz	1.71000 GHz	-15.01 dBm	-2.01 dB
1.710 GHz	1.715 GHz	100.000 kHz	1.71030 GHz	19.83 dBm	-10.17 dB

Highest Band Edge / 1 RB



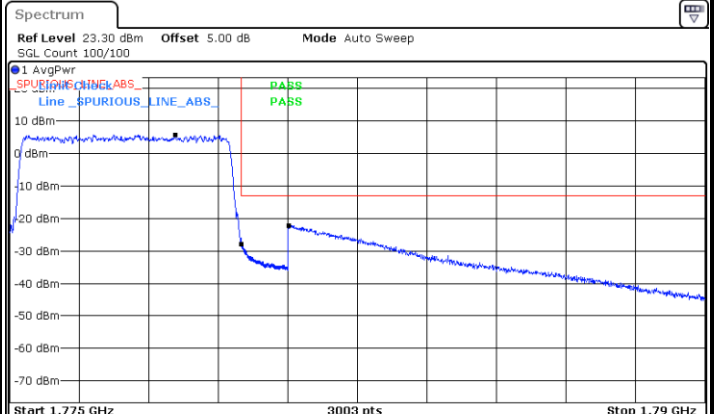
Range Low	Range Up	RBW	Frequency	Power Abs	ΔLimit
1.775 GHz	1.780 GHz	100.000 kHz	1.77963 GHz	19.47 dBm	-10.53 dB
1.780 GHz	1.781 GHz	50.000 kHz	1.78000 GHz	-14.92 dBm	-1.92 dB
1.781 GHz	1.790 GHz	1.000 MHz	1.78128 GHz	-32.10 dBm	-19.10 dB

Lowest Band Edge / Full RB



Range Low	Range Up	RBW	Frequency	Power Abs	ΔLimit
1.700 GHz	1.709 GHz	1.000 MHz	1.70897 GHz	-26.36 dBm	-13.36 dB
1.709 GHz	1.710 GHz	50.000 kHz	1.71000 GHz	-28.01 dBm	-15.01 dB
1.710 GHz	1.715 GHz	100.000 kHz	1.71239 GHz	5.79 dBm	-24.21 dB

Highest Band Edge / Full RB

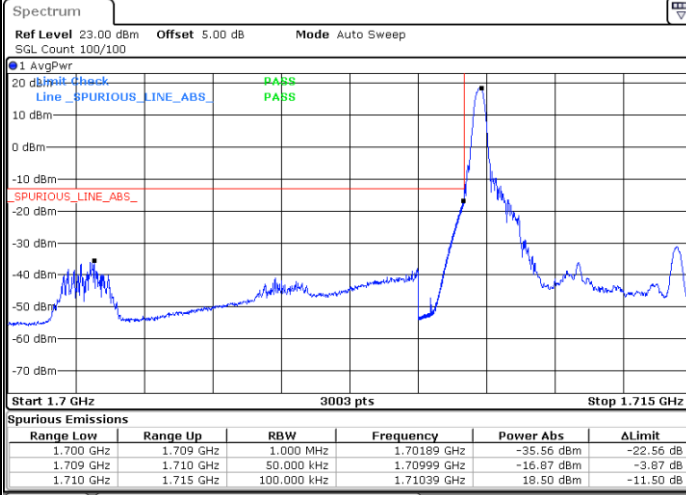


Range Low	Range Up	RBW	Frequency	Power Abs	ΔLimit
1.775 GHz	1.780 GHz	100.000 kHz	1.77857 GHz	5.73 dBm	-24.27 dB
1.780 GHz	1.781 GHz	50.000 kHz	1.78000 GHz	-27.94 dBm	-14.94 dB
1.781 GHz	1.790 GHz	1.000 MHz	1.78102 GHz	-22.18 dBm	-9.18 dB

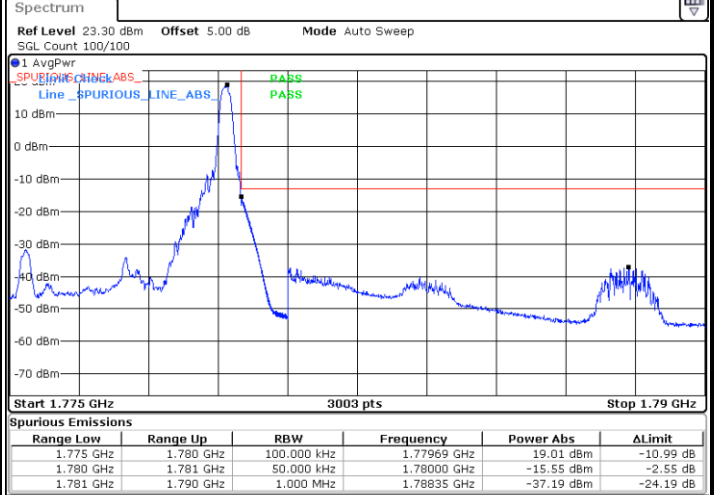


LTE Band 66 / 5MHz / 64QAM

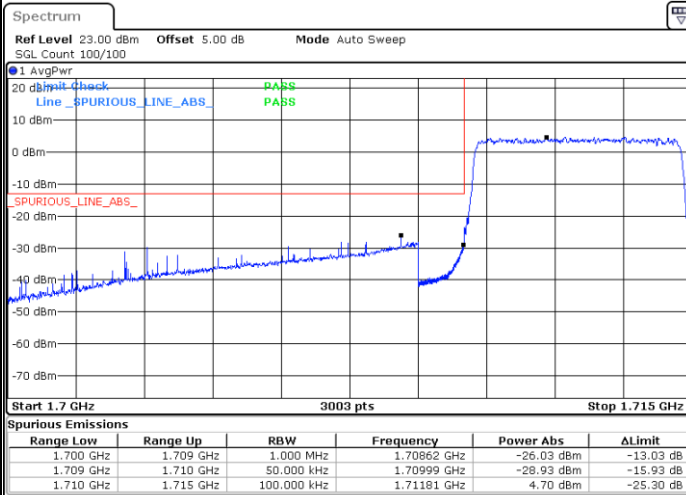
Lowest Band Edge / 1RB



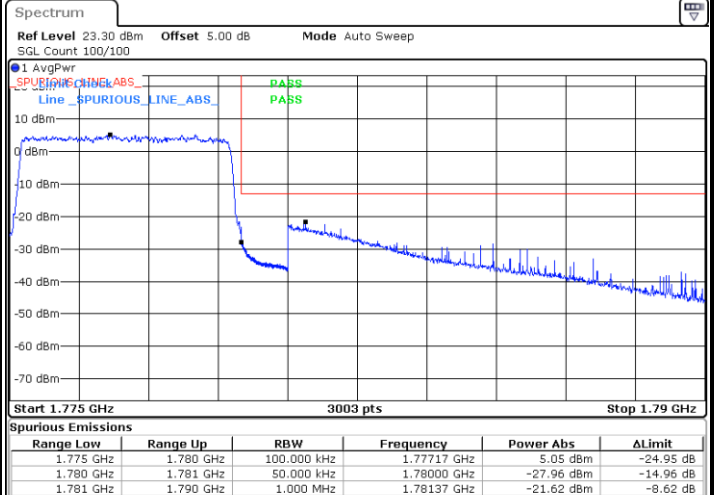
Highest Band Edge / 1 RB



Lowest Band Edge / Full RB



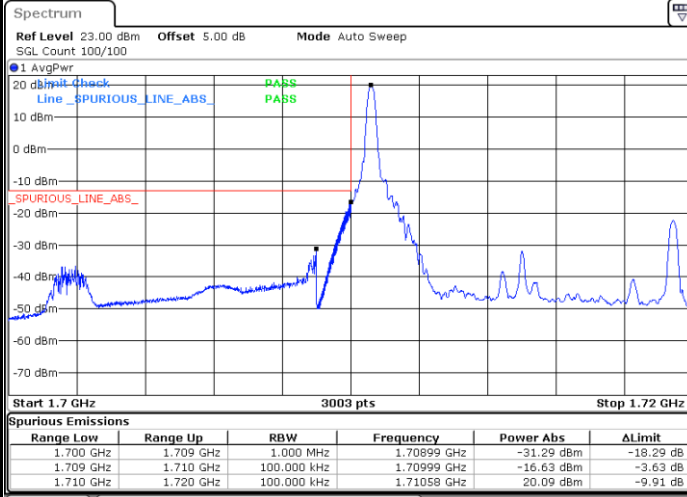
Highest Band Edge / Full RB



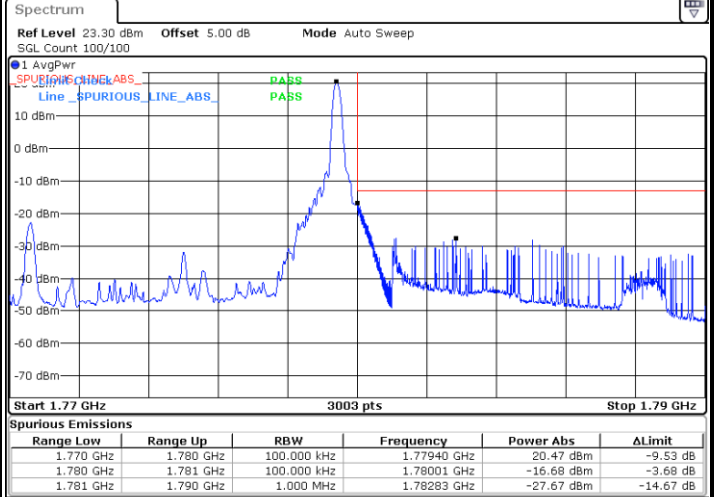


LTE Band 66 / 10MHz / QPSK

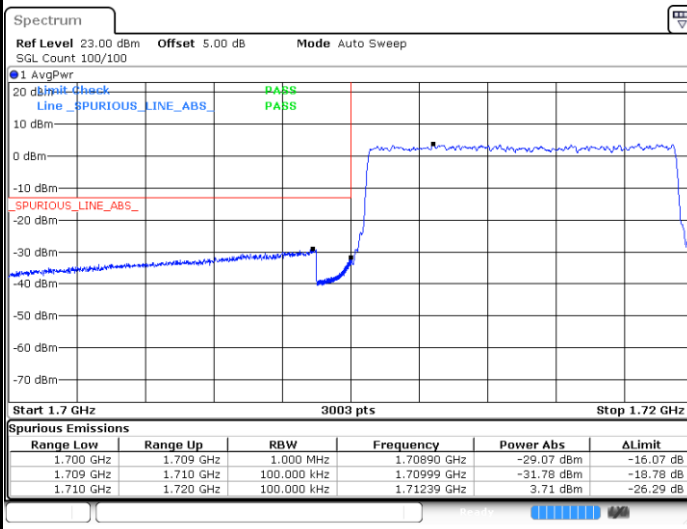
Lowest Band Edge / 1 RB



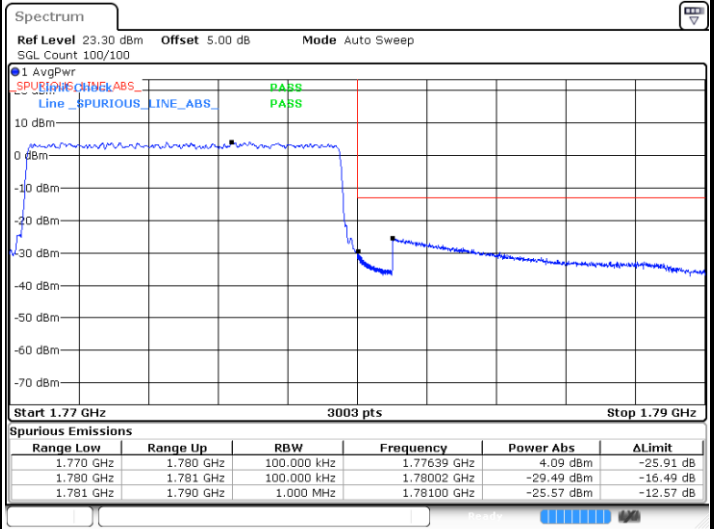
Highest Band Edge / 1 RB

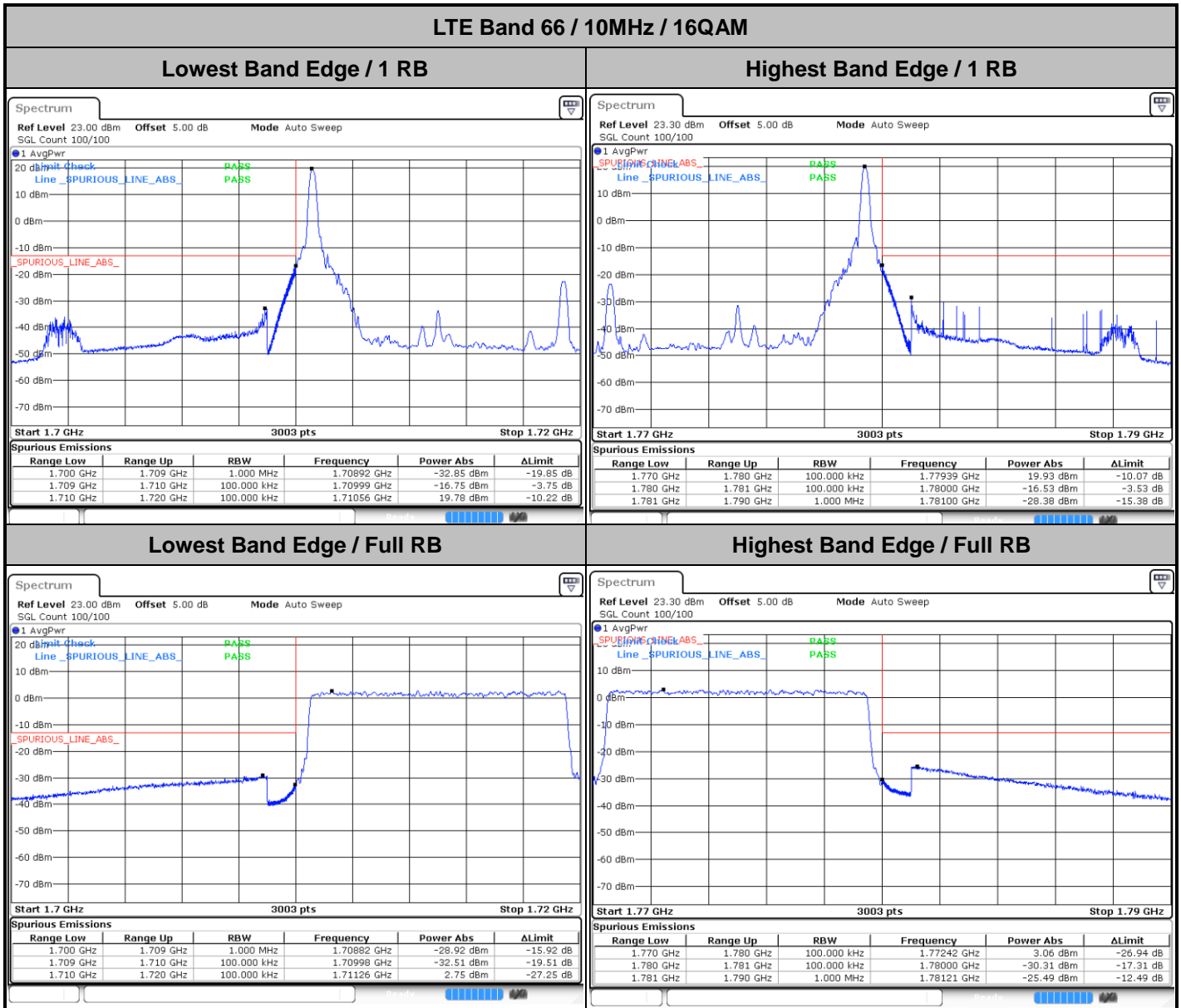


Lowest Band Edge / Full RB



Highest Band Edge / Full RB

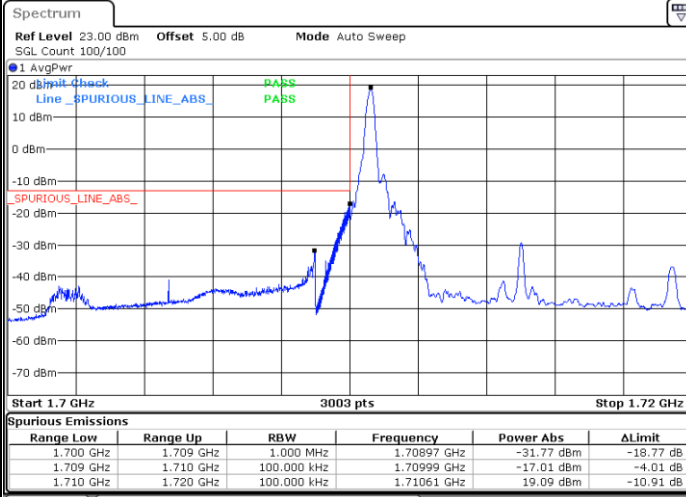




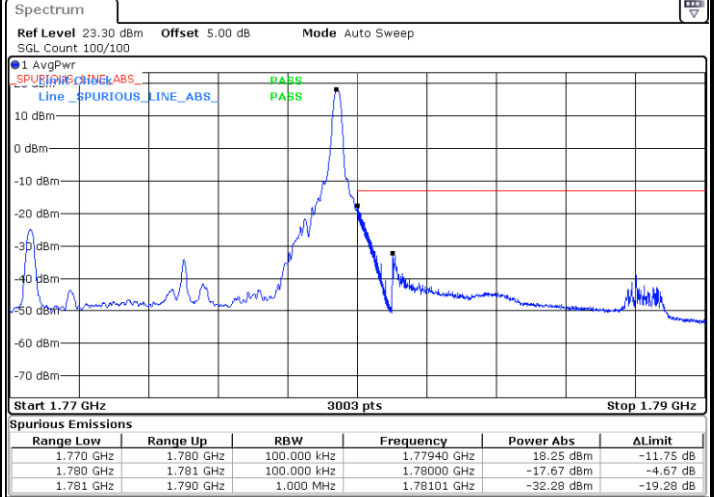


LTE Band 66 / 10MHz / 64QAM

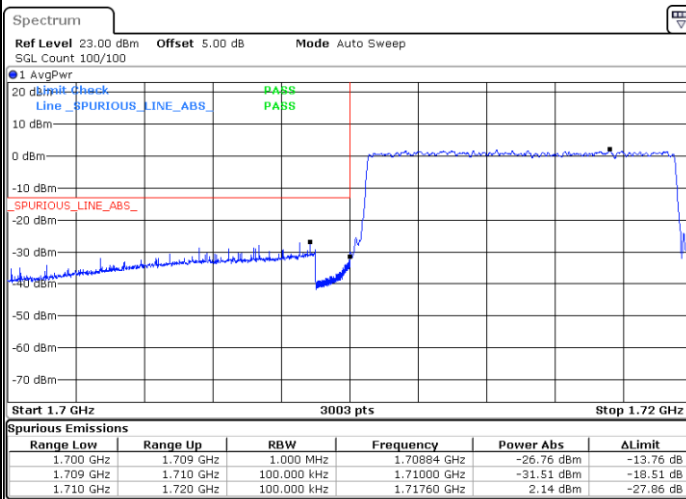
Lowest Band Edge / 1 RB



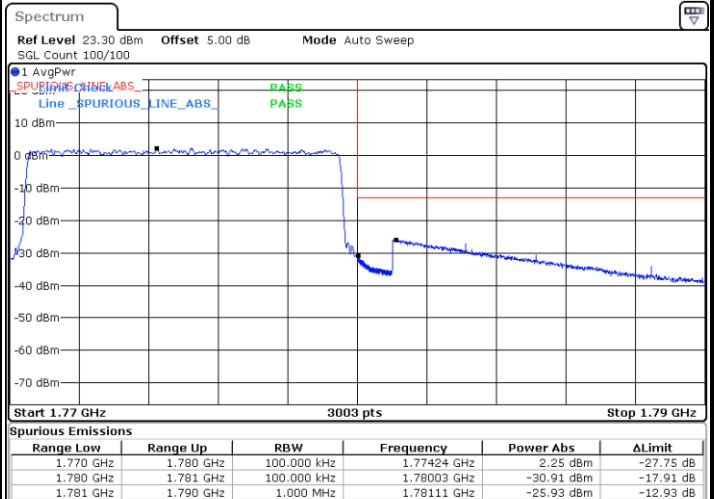
Highest Band Edge / 1 RB



Lowest Band Edge / Full RB



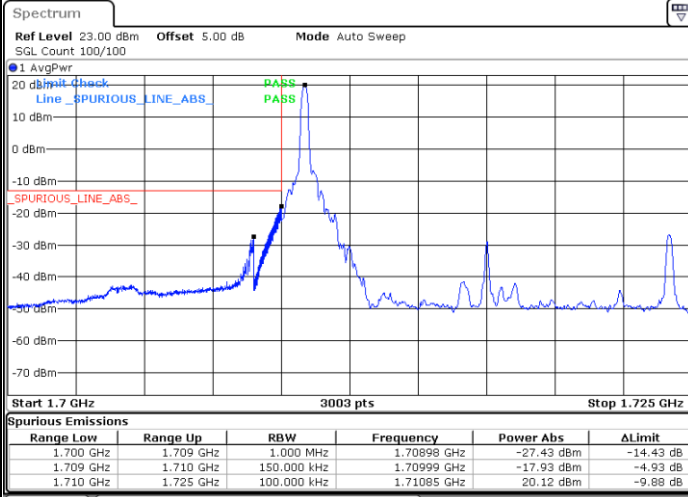
Highest Band Edge / Full RB



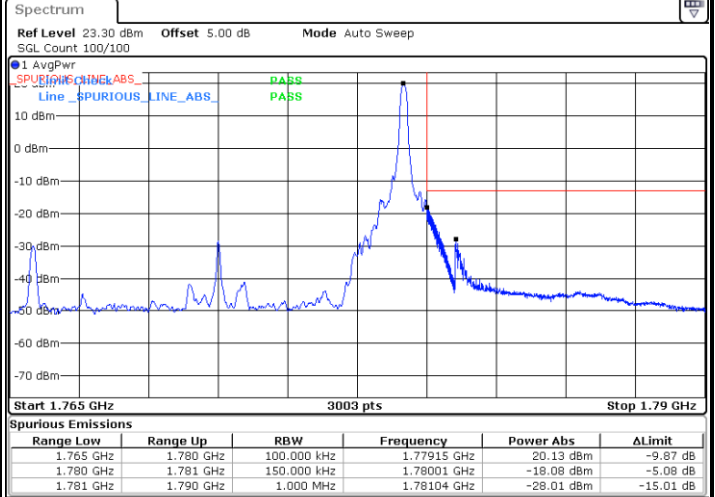


LTE Band 66 / 15MHz / QPSK

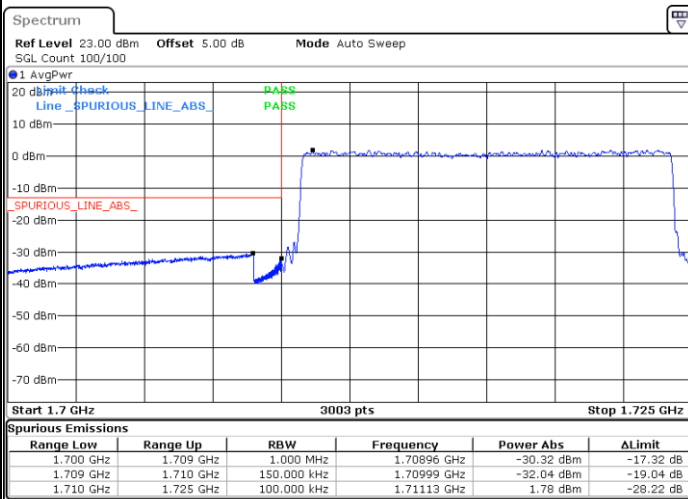
Lowest Band Edge / 1 RB



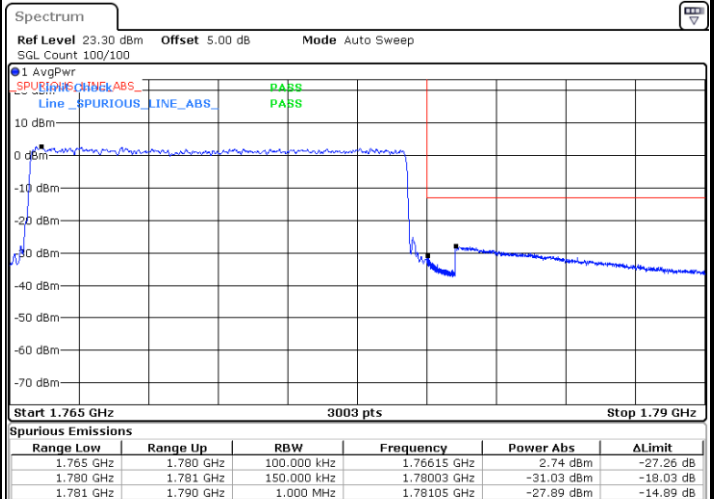
Highest Band Edge / 1 RB



Lowest Band Edge / Full RB



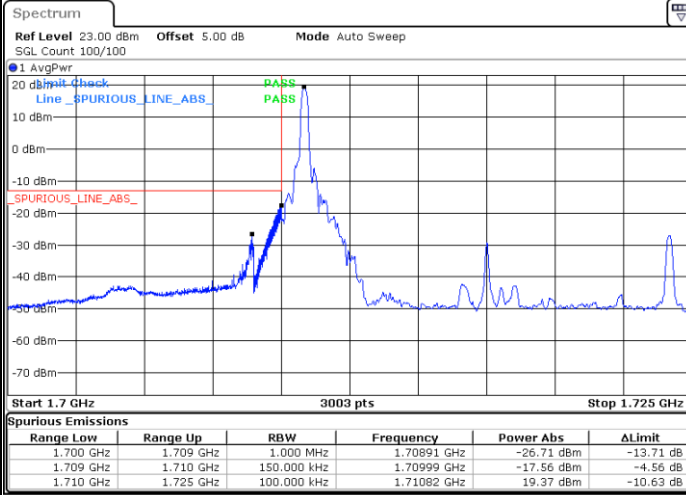
Highest Band Edge / Full RB



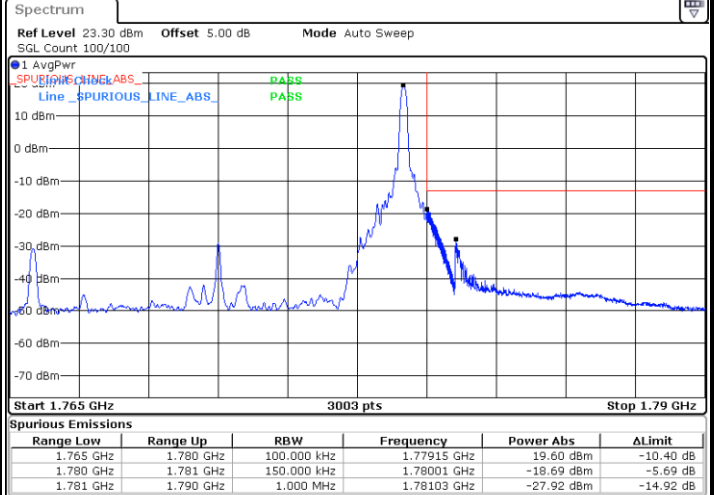


LTE Band 66 / 15MHz / 16QAM

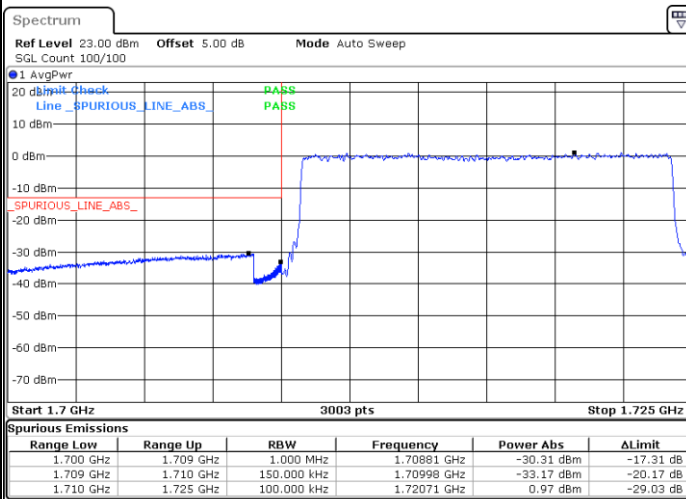
Lowest Band Edge / 1 RB



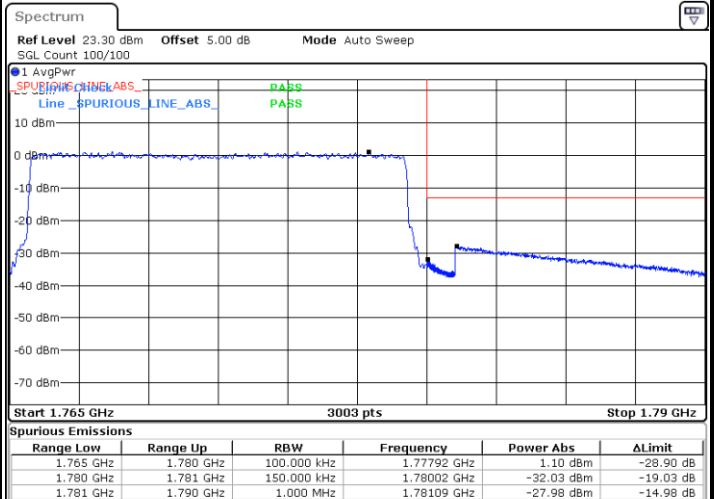
Highest Band Edge / 1 RB



Lowest Band Edge / Full RB



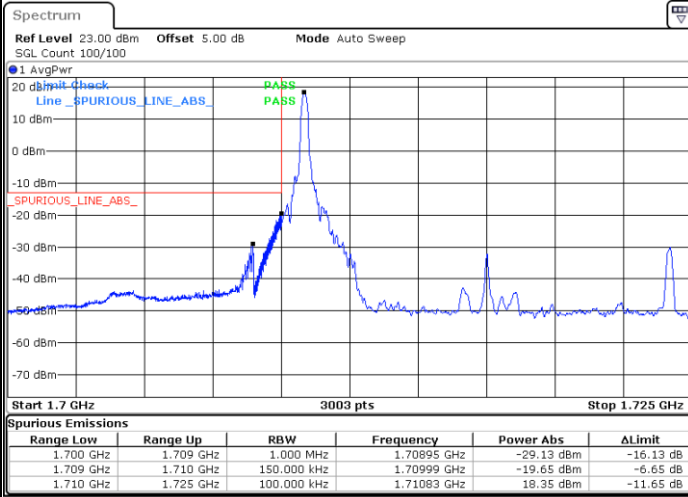
Highest Band Edge / Full RB



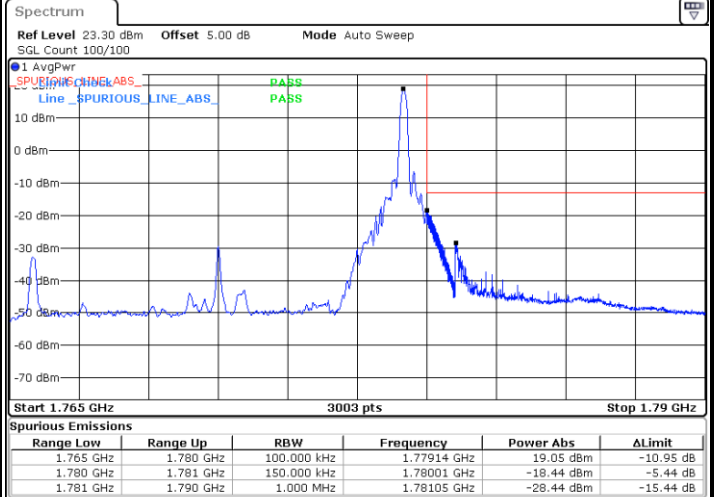


LTE Band 66 / 15MHz / 64QAM

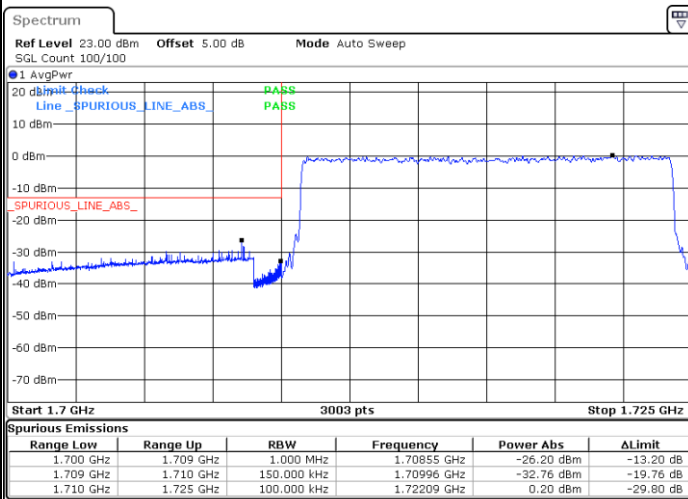
Lowest Band Edge / 1 RB



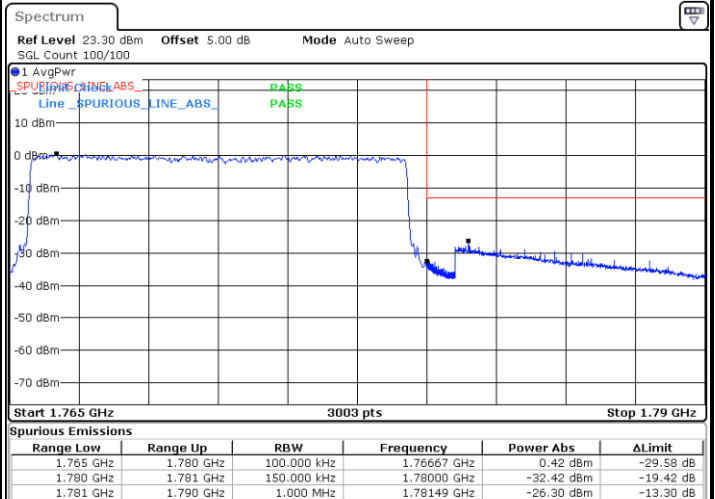
Highest Band Edge / 1 RB



Lowest Band Edge / Full RB



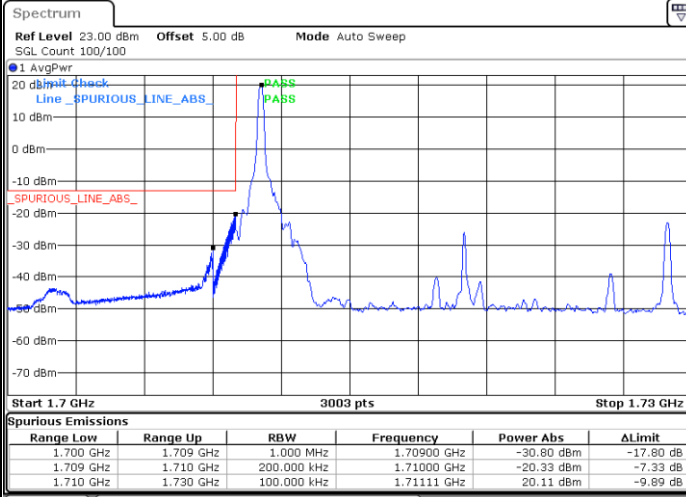
Highest Band Edge / Full RB



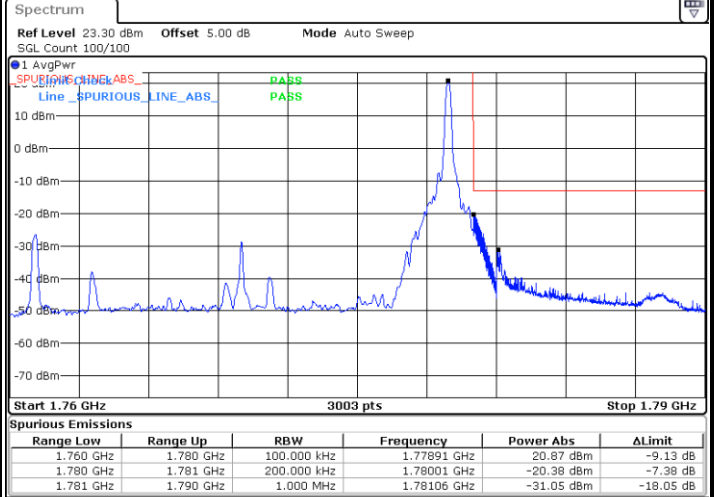


LTE Band 66 / 20MHz / QPSK

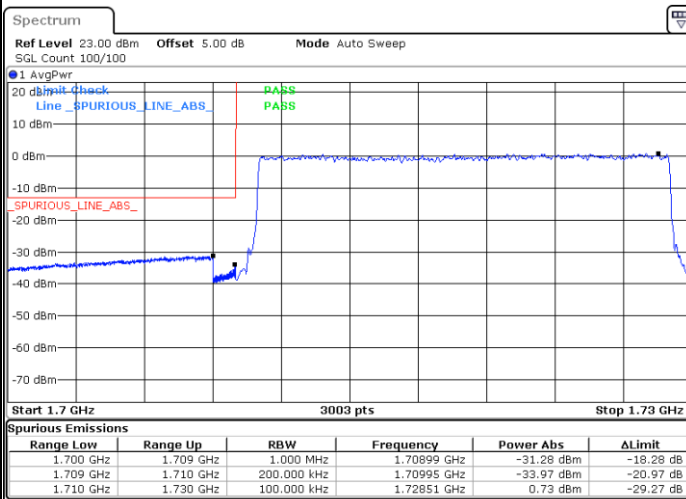
Lowest Band Edge / 1 RB



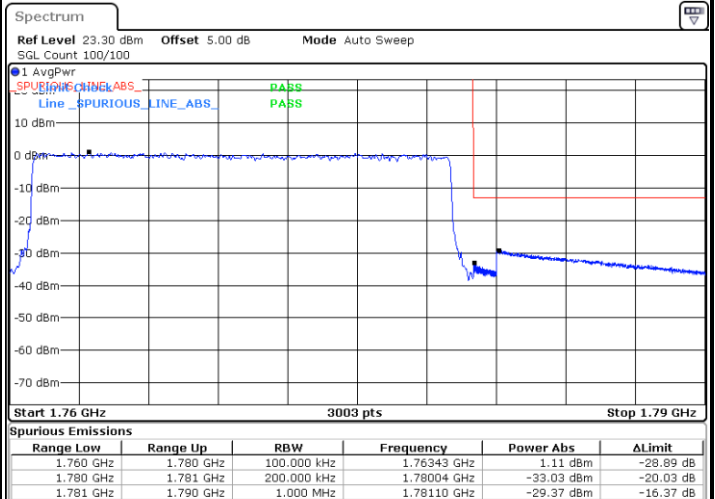
Highest Band Edge / 1 RB



Lowest Band Edge / Full RB



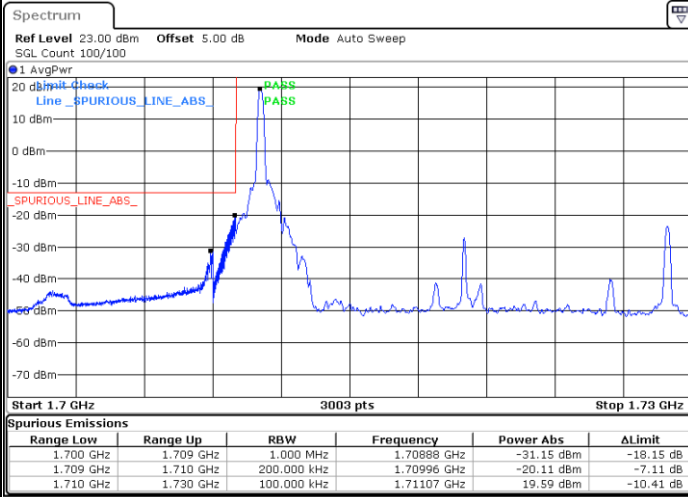
Highest Band Edge / Full RB



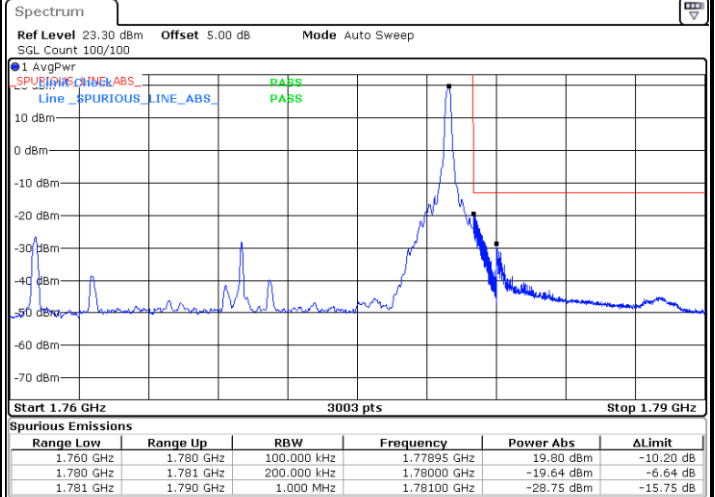


LTE Band 66 / 20MHz / 16QAM

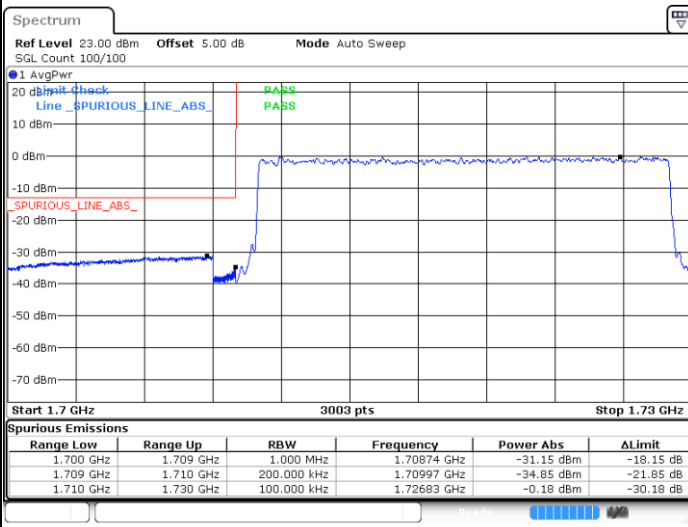
Lowest Band Edge / 1 RB



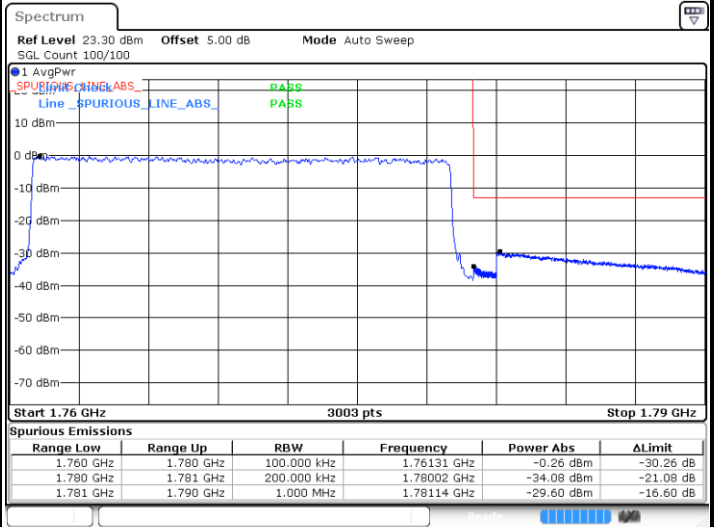
Highest Band Edge / 1 RB



Lowest Band Edge / Full RB



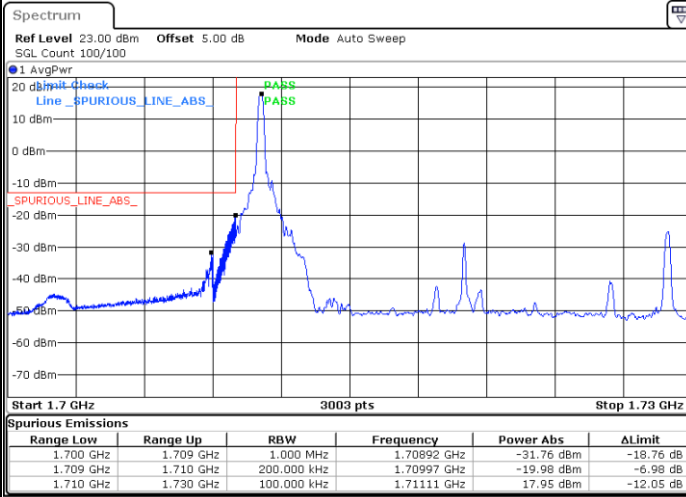
Highest Band Edge / Full RB



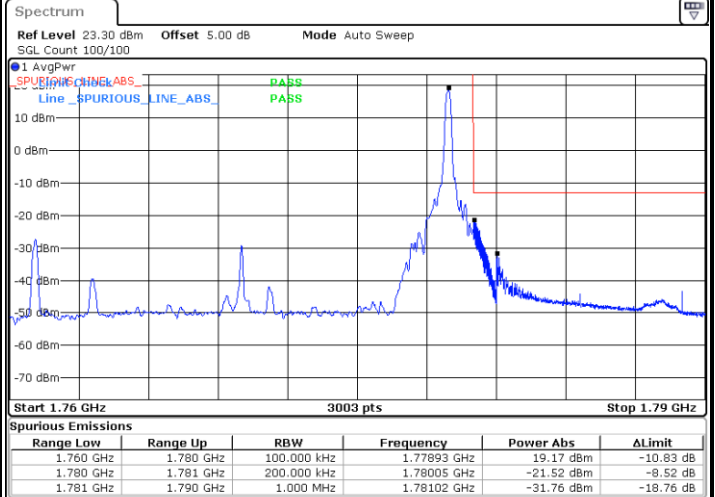


LTE Band 66 / 20MHz / 64QAM

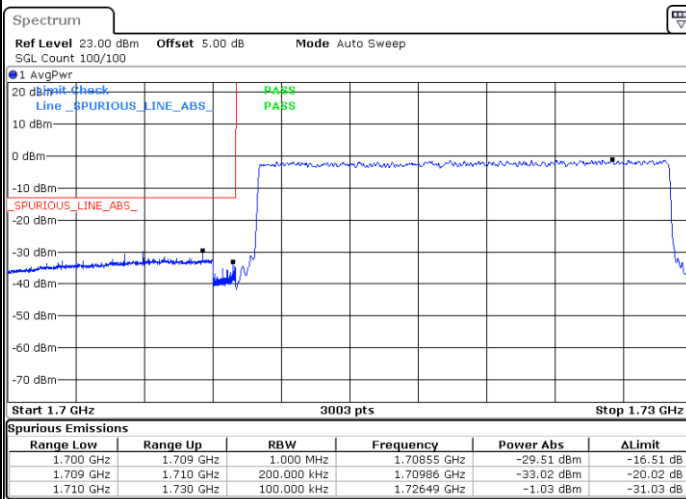
Lowest Band Edge / 1 RB



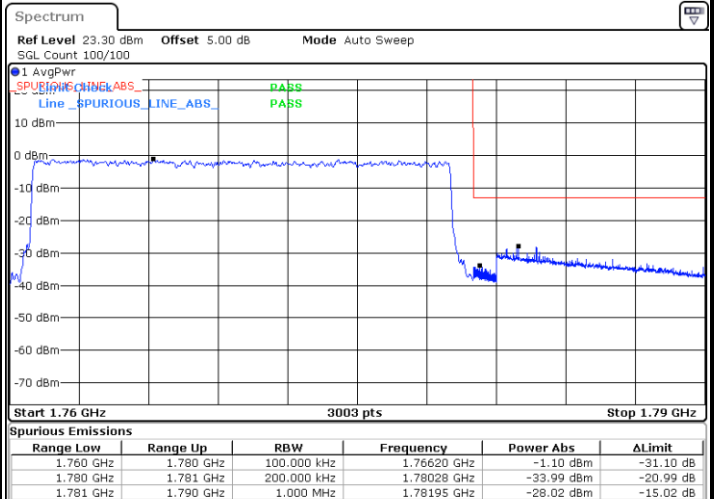
Highest Band Edge / 1 RB



Lowest Band Edge / Full RB

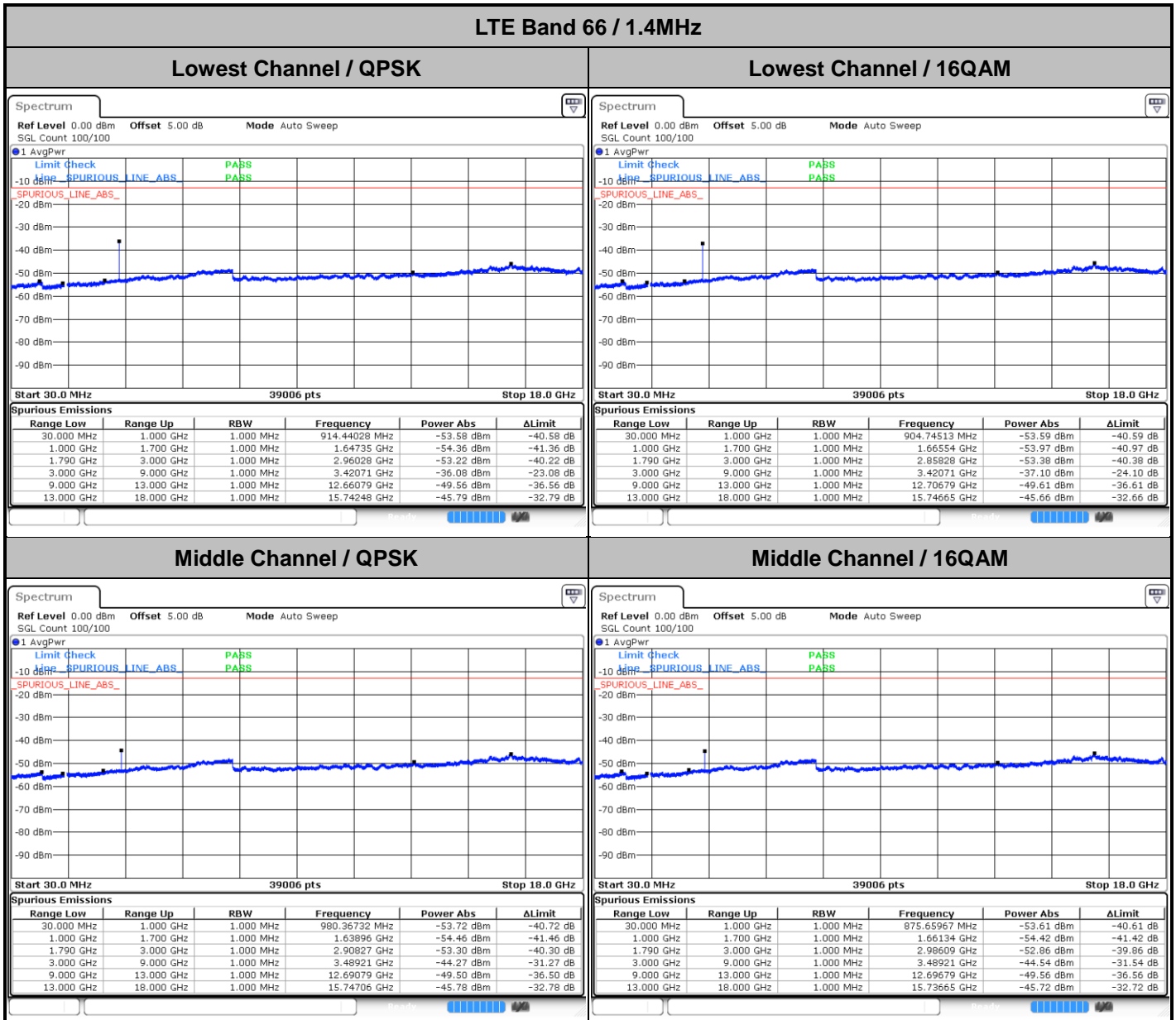


Highest Band Edge / Full RB





Conducted Spurious Emission

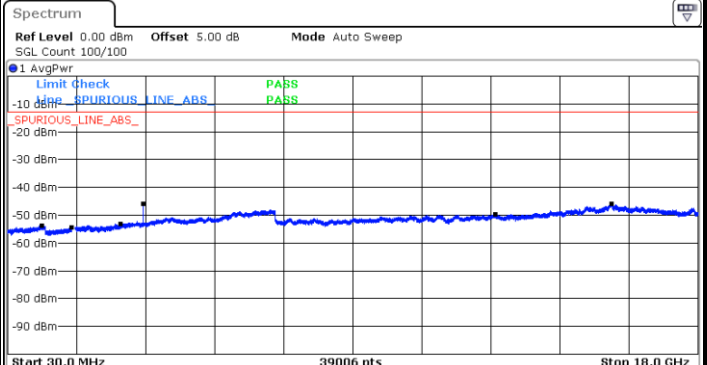
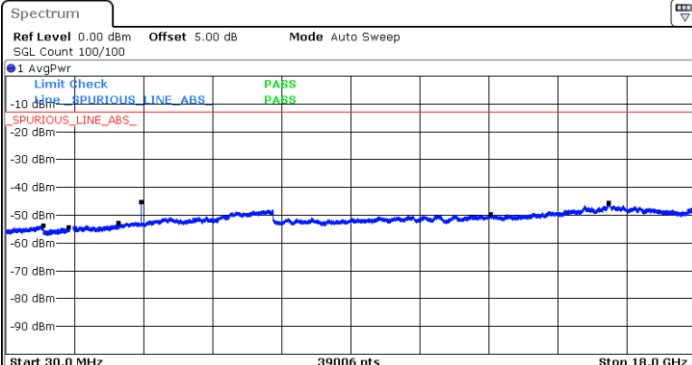




LTE Band 66 / 1.4MHz

Highest Channel / QPSK

Highest Channel / 16QAM



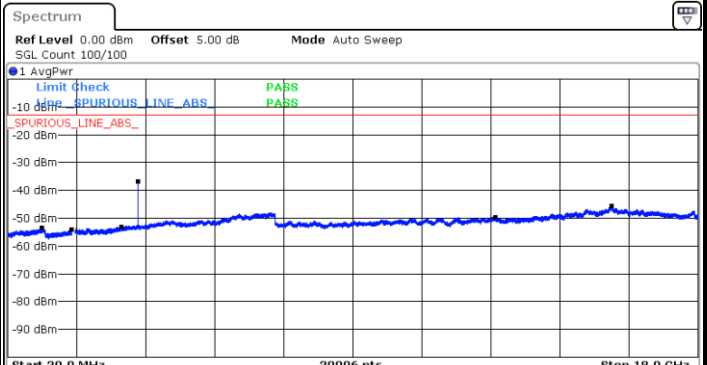
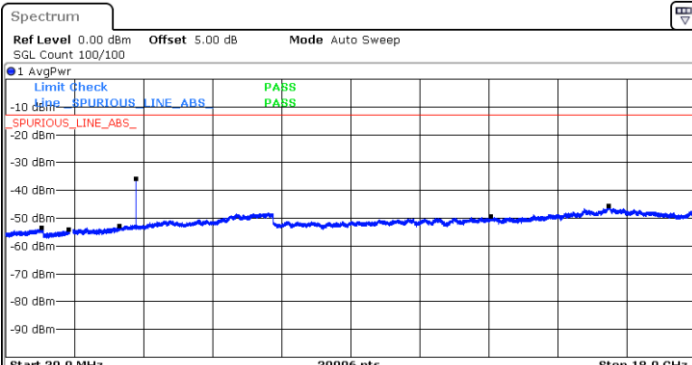
Range Low	Range Up	RBW	Frequency	Power Abs	ΔLimit
30.000 MHz	1.000 GHz	1.000 MHz	998.30335 MHz	-53.74 dBm	-40.74 dB
1.000 GHz	1.700 GHz	1.000 MHz	1.65715 GHz	-54.53 dBm	-41.53 dB
1.700 GHz	3.000 GHz	1.000 MHz	2.96674 GHz	-52.92 dBm	-39.92 dB
3.000 GHz	9.000 GHz	1.000 MHz	3.55770 GHz	-45.14 dBm	-32.14 dB
9.000 GHz	13.000 GHz	1.000 MHz	12.65579 GHz	-49.68 dBm	-36.68 dB
13.000 GHz	18.000 GHz	1.000 MHz	15.73540 GHz	-45.53 dBm	-32.53 dB

Range Low	Range Up	RBW	Frequency	Power Abs	ΔLimit
30.000 MHz	1.000 GHz	1.000 MHz	926.07446 MHz	-53.72 dBm	-40.72 dB
1.000 GHz	1.700 GHz	1.000 MHz	1.69038 GHz	-54.51 dBm	-41.51 dB
1.700 GHz	3.000 GHz	1.000 MHz	2.97399 GHz	-53.10 dBm	-40.10 dB
3.000 GHz	9.000 GHz	1.000 MHz	3.55770 GHz	-45.87 dBm	-32.87 dB
9.000 GHz	13.000 GHz	1.000 MHz	12.72578 GHz	-49.74 dBm	-36.74 dB
13.000 GHz	18.000 GHz	1.000 MHz	15.74665 GHz	-45.77 dBm	-32.77 dB

LTE Band 66 / 3MHz

Lowest Channel / QPSK

Lowest Channel / 16QAM



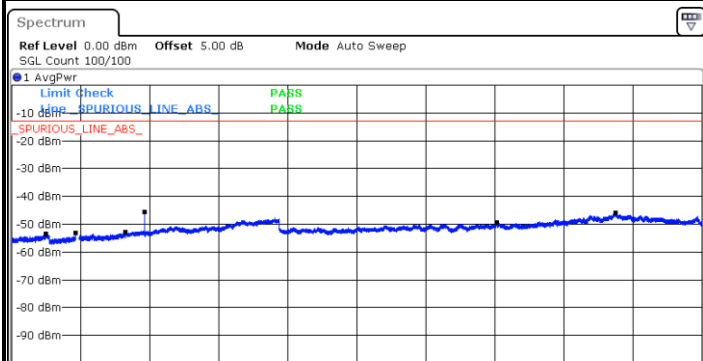
Range Low	Range Up	RBW	Frequency	Power Abs	ΔLimit
30.000 MHz	1.000 GHz	1.000 MHz	967.76362 MHz	-53.57 dBm	-40.57 dB
1.000 GHz	1.700 GHz	1.000 MHz	1.66554 GHz	-54.17 dBm	-41.17 dB
1.700 GHz	3.000 GHz	1.000 MHz	2.98407 GHz	-52.89 dBm	-39.89 dB
3.000 GHz	9.000 GHz	1.000 MHz	3.42071 GHz	-35.98 dBm	-22.98 dB
9.000 GHz	13.000 GHz	1.000 MHz	12.64379 GHz	-49.48 dBm	-36.48 dB
13.000 GHz	18.000 GHz	1.000 MHz	15.73248 GHz	-45.53 dBm	-32.53 dB

Range Low	Range Up	RBW	Frequency	Power Abs	ΔLimit
30.000 MHz	1.000 GHz	1.000 MHz	915.40980 MHz	-53.51 dBm	-40.51 dB
1.000 GHz	1.700 GHz	1.000 MHz	1.69913 GHz	-54.12 dBm	-41.12 dB
1.700 GHz	3.000 GHz	1.000 MHz	2.98327 GHz	-53.12 dBm	-40.12 dB
3.000 GHz	9.000 GHz	1.000 MHz	3.42071 GHz	-36.69 dBm	-23.69 dB
9.000 GHz	13.000 GHz	1.000 MHz	12.71429 GHz	-49.59 dBm	-36.59 dB
13.000 GHz	18.000 GHz	1.000 MHz	15.74123 GHz	-45.56 dBm	-32.56 dB



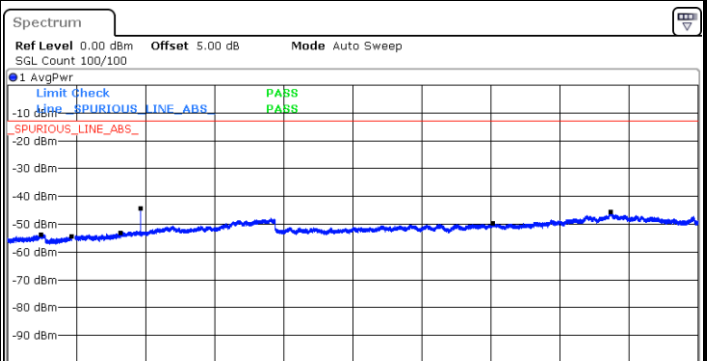
LTE Band 66 / 3MHz

Middle Channel / QPSK



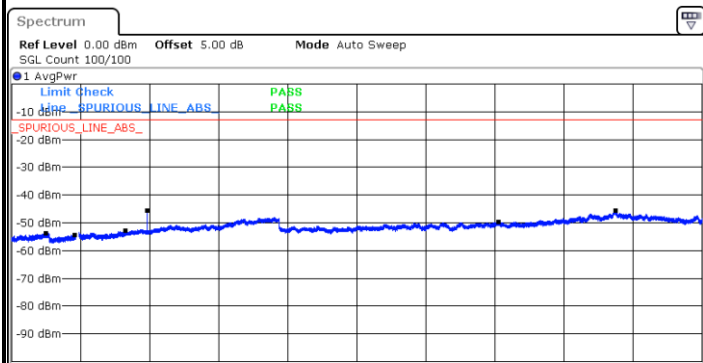
Range Low	Range Up	RBW	Frequency	Power Abs	ΔLimit
30.000 MHz	1.000 GHz	1.000 MHz	916.37931 MHz	-53.59 dBm	-40.59 dB
1.000 GHz	1.700 GHz	1.000 MHz	1.68898 GHz	-52.99 dBm	-39.99 dB
1.700 GHz	3.000 GHz	1.000 MHz	2.99577 GHz	-52.96 dBm	-39.96 dB
3.000 GHz	9.000 GHz	1.000 MHz	3.48771 GHz	-45.54 dBm	-32.54 dB
9.000 GHz	13.000 GHz	1.000 MHz	12.66329 GHz	-49.41 dBm	-36.41 dB
13.000 GHz	18.000 GHz	1.000 MHz	15.75123 GHz	-45.77 dBm	-32.77 dB

Middle Channel / 16QAM



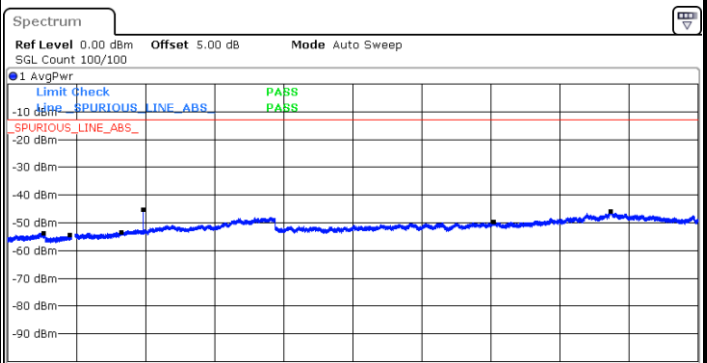
Range Low	Range Up	RBW	Frequency	Power Abs	ΔLimit
30.000 MHz	1.000 GHz	1.000 MHz	883.41579 MHz	-53.68 dBm	-40.68 dB
1.000 GHz	1.700 GHz	1.000 MHz	1.69913 GHz	-54.36 dBm	-41.36 dB
1.700 GHz	3.000 GHz	1.000 MHz	2.96391 GHz	-53.13 dBm	-40.13 dB
3.000 GHz	9.000 GHz	1.000 MHz	3.48771 GHz	-44.43 dBm	-31.43 dB
9.000 GHz	13.000 GHz	1.000 MHz	12.65079 GHz	-49.65 dBm	-36.65 dB
13.000 GHz	18.000 GHz	1.000 MHz	15.71915 GHz	-45.74 dBm	-32.74 dB

Highest Channel / QPSK



Range Low	Range Up	RBW	Frequency	Power Abs	ΔLimit
30.000 MHz	1.000 GHz	1.000 MHz	925.58971 MHz	-53.82 dBm	-40.82 dB
1.000 GHz	1.700 GHz	1.000 MHz	1.67884 GHz	-54.25 dBm	-41.25 dB
1.700 GHz	3.000 GHz	1.000 MHz	2.99569 GHz	-52.85 dBm	-39.85 dB
3.000 GHz	9.000 GHz	1.000 MHz	3.55470 GHz	-45.56 dBm	-32.56 dB
9.000 GHz	13.000 GHz	1.000 MHz	12.70329 GHz	-49.79 dBm	-36.79 dB
13.000 GHz	18.000 GHz	1.000 MHz	15.73873 GHz	-45.48 dBm	-32.48 dB

Highest Channel / 16QAM



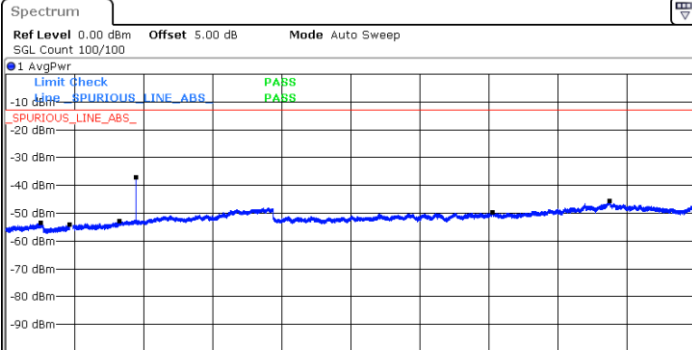
Range Low	Range Up	RBW	Frequency	Power Abs	ΔLimit
30.000 MHz	1.000 GHz	1.000 MHz	952.73613 MHz	-53.69 dBm	-40.69 dB
1.000 GHz	1.700 GHz	1.000 MHz	1.65470 GHz	-54.36 dBm	-41.36 dB
1.700 GHz	3.000 GHz	1.000 MHz	2.99528 GHz	-53.31 dBm	-40.31 dB
3.000 GHz	9.000 GHz	1.000 MHz	3.55470 GHz	-45.16 dBm	-32.16 dB
9.000 GHz	13.000 GHz	1.000 MHz	12.68579 GHz	-49.72 dBm	-36.72 dB
13.000 GHz	18.000 GHz	1.000 MHz	15.72540 GHz	-45.87 dBm	-32.87 dB



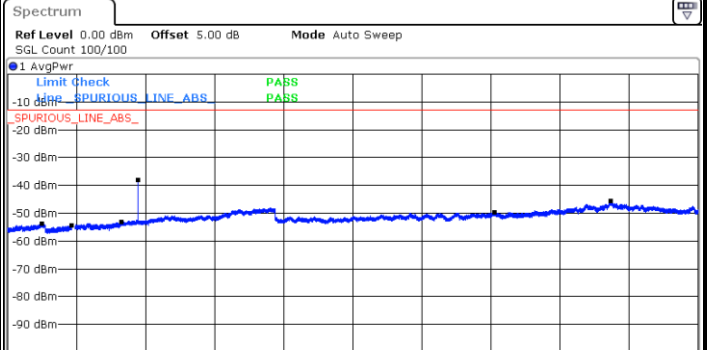
LTE Band 66 / 5MHz

Lowest Channel / QPSK

Lowest Channel / 16QAM



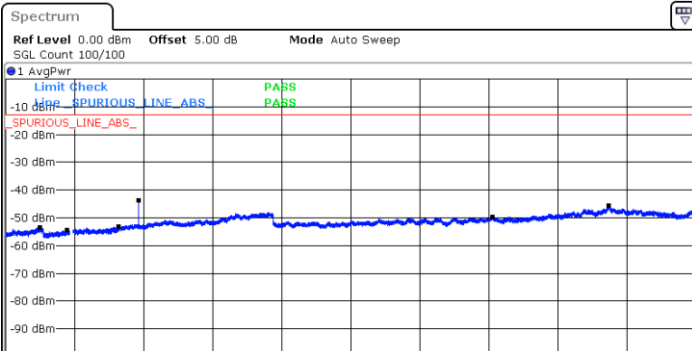
Range Low	Range Up	RBW	Frequency	Power Abs	ΔLimit
30.000 MHz	1.000 GHz	1.000 MHz	942.55622 MHz	-53.56 dBm	-40.56 dB
1.000 GHz	1.700 GHz	1.000 MHz	1.69773 GHz	-54.24 dBm	-41.24 dB
1.700 GHz	3.000 GHz	1.000 MHz	2.98448 GHz	-52.96 dBm	-39.96 dB
3.000 GHz	9.000 GHz	1.000 MHz	3.42071 GHz	-37.16 dBm	-24.16 dB
9.000 GHz	13.000 GHz	1.000 MHz	12.69779 GHz	-49.53 dBm	-36.53 dB
13.000 GHz	18.000 GHz	1.000 MHz	15.75706 GHz	-45.67 dBm	-32.67 dB



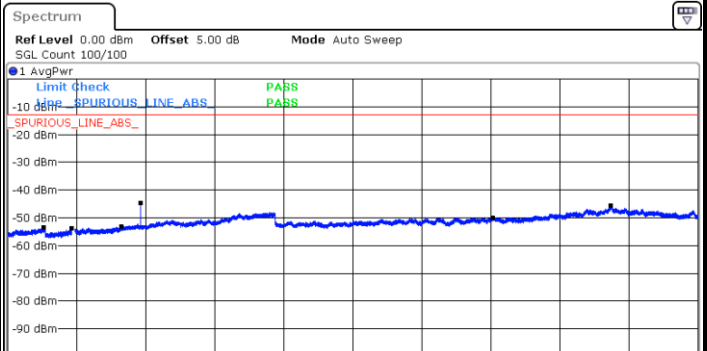
Range Low	Range Up	RBW	Frequency	Power Abs	ΔLimit
30.000 MHz	1.000 GHz	1.000 MHz	909.10795 MHz	-53.73 dBm	-40.73 dB
1.000 GHz	1.700 GHz	1.000 MHz	1.69878 GHz	-54.26 dBm	-41.26 dB
1.700 GHz	3.000 GHz	1.000 MHz	2.99415 GHz	-53.23 dBm	-40.23 dB
3.000 GHz	9.000 GHz	1.000 MHz	3.42071 GHz	-38.07 dBm	-25.07 dB
9.000 GHz	13.000 GHz	1.000 MHz	12.70429 GHz	-49.70 dBm	-36.70 dB
13.000 GHz	18.000 GHz	1.000 MHz	15.72040 GHz	-45.62 dBm	-32.62 dB

Middle Channel / QPSK

Middle Channel / 16QAM



Range Low	Range Up	RBW	Frequency	Power Abs	ΔLimit
30.000 MHz	1.000 GHz	1.000 MHz	925.58971 MHz	-53.59 dBm	-40.59 dB
1.000 GHz	1.700 GHz	1.000 MHz	1.63231 GHz	-54.53 dBm	-41.53 dB
1.700 GHz	3.000 GHz	1.000 MHz	2.96674 GHz	-53.10 dBm	-40.10 dB
3.000 GHz	9.000 GHz	1.000 MHz	3.48571 GHz	-43.92 dBm	-30.92 dB
9.000 GHz	13.000 GHz	1.000 MHz	12.69479 GHz	-49.74 dBm	-36.74 dB
13.000 GHz	18.000 GHz	1.000 MHz	15.73581 GHz	-45.69 dBm	-32.69 dB

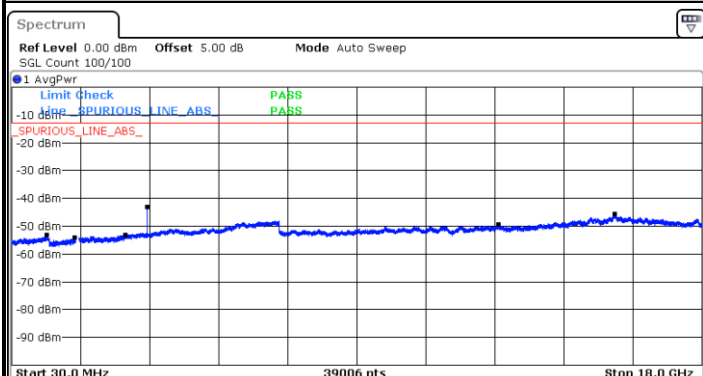


Range Low	Range Up	RBW	Frequency	Power Abs	ΔLimit
30.000 MHz	1.000 GHz	1.000 MHz	957.58371 MHz	-53.53 dBm	-40.53 dB
1.000 GHz	1.700 GHz	1.000 MHz	1.69808 GHz	-53.86 dBm	-40.86 dB
1.700 GHz	3.000 GHz	1.000 MHz	2.98528 GHz	-53.26 dBm	-40.26 dB
3.000 GHz	9.000 GHz	1.000 MHz	3.48571 GHz	-44.53 dBm	-31.53 dB
9.000 GHz	13.000 GHz	1.000 MHz	12.64529 GHz	-49.88 dBm	-36.88 dB
13.000 GHz	18.000 GHz	1.000 MHz	15.73498 GHz	-45.66 dBm	-32.66 dB



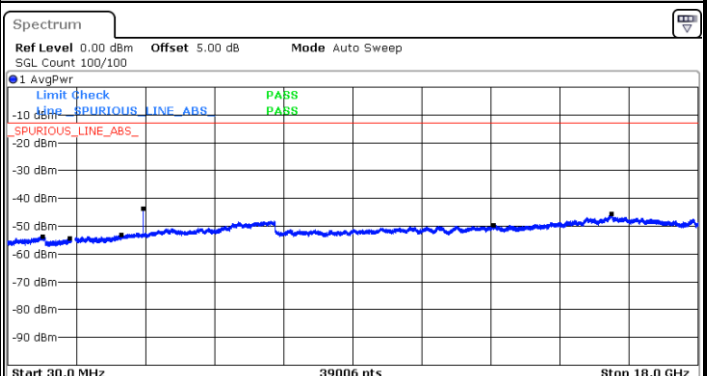
LTE Band 66 / 5MHz

Highest Channel / QPSK



Range Low	Range Up	RBW	Frequency	Power Abs	ΔLimit
30.000 MHz	1.000 GHz	1.000 MHz	929.95252 MHz	-53.29 dBm	-40.29 dB
1.000 GHz	1.700 GHz	1.000 MHz	1.67009 GHz	-54.22 dBm	-41.22 dB
1.700 GHz	3.000 GHz	1.000 MHz	2.99294 GHz	-53.14 dBm	-40.14 dB
3.000 GHz	9.000 GHz	1.000 MHz	3.55070 GHz	-43.22 dBm	-30.22 dB
9.000 GHz	13.000 GHz	1.000 MHz	12.69479 GHz	-49.50 dBm	-36.50 dB
13.000 GHz	18.000 GHz	1.000 MHz	15.72623 GHz	-45.73 dBm	-32.73 dB

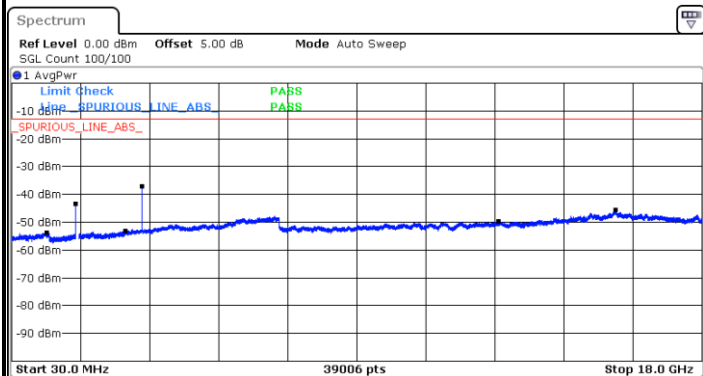
Highest Channel / 16QAM



Range Low	Range Up	RBW	Frequency	Power Abs	ΔLimit
30.000 MHz	1.000 GHz	1.000 MHz	938.19340 MHz	-53.70 dBm	-40.70 dB
1.000 GHz	1.700 GHz	1.000 MHz	1.65295 GHz	-54.41 dBm	-41.41 dB
1.700 GHz	3.000 GHz	1.000 MHz	2.98044 GHz	-53.18 dBm	-40.18 dB
3.000 GHz	9.000 GHz	1.000 MHz	3.55070 GHz	-43.60 dBm	-30.60 dB
9.000 GHz	13.000 GHz	1.000 MHz	12.68379 GHz	-49.61 dBm	-36.61 dB
13.000 GHz	18.000 GHz	1.000 MHz	15.74081 GHz	-45.49 dBm	-32.49 dB

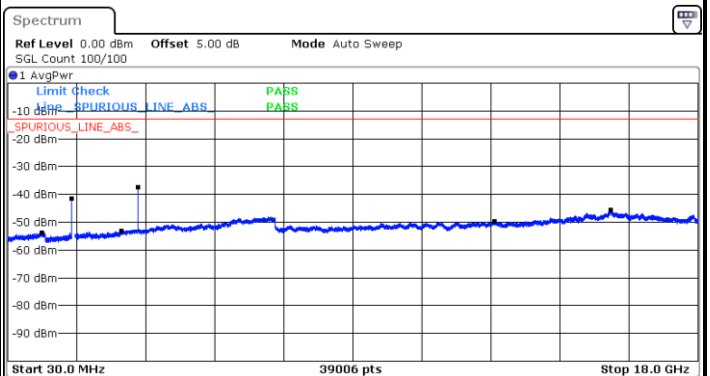
LTE Band 66 / 10MHz

Lowest Channel / QPSK



Range Low	Range Up	RBW	Frequency	Power Abs	ΔLimit
30.000 MHz	1.000 GHz	1.000 MHz	939.16292 MHz	-53.76 dBm	-40.76 dB
1.000 GHz	1.700 GHz	1.000 MHz	1.69283 GHz	-43.47 dBm	-30.47 dB
1.700 GHz	3.000 GHz	1.000 MHz	2.99738 GHz	-53.16 dBm	-40.16 dB
3.000 GHz	9.000 GHz	1.000 MHz	3.42121 GHz	-37.06 dBm	-24.06 dB
9.000 GHz	13.000 GHz	1.000 MHz	12.69129 GHz	-49.73 dBm	-36.73 dB
13.000 GHz	18.000 GHz	1.000 MHz	15.74915 GHz	-45.44 dBm	-32.44 dB

Lowest Channel / 16QAM



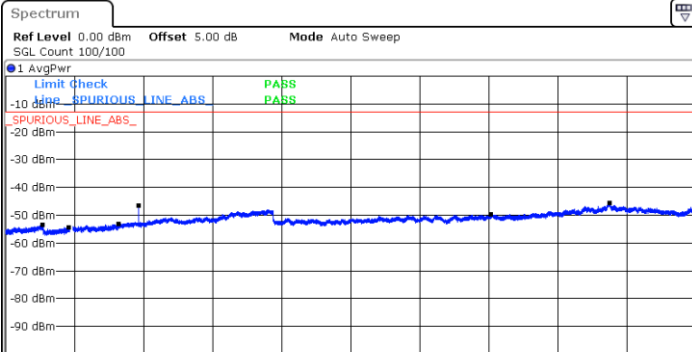
Range Low	Range Up	RBW	Frequency	Power Abs	ΔLimit
30.000 MHz	1.000 GHz	1.000 MHz	924.13543 MHz	-53.75 dBm	-40.75 dB
1.000 GHz	1.700 GHz	1.000 MHz	1.69318 GHz	-41.39 dBm	-28.39 dB
1.700 GHz	3.000 GHz	1.000 MHz	2.99335 GHz	-53.20 dBm	-40.20 dB
3.000 GHz	9.000 GHz	1.000 MHz	3.42121 GHz	-37.55 dBm	-24.55 dB
9.000 GHz	13.000 GHz	1.000 MHz	12.68879 GHz	-49.73 dBm	-36.73 dB
13.000 GHz	18.000 GHz	1.000 MHz	15.73373 GHz	-45.60 dBm	-32.60 dB



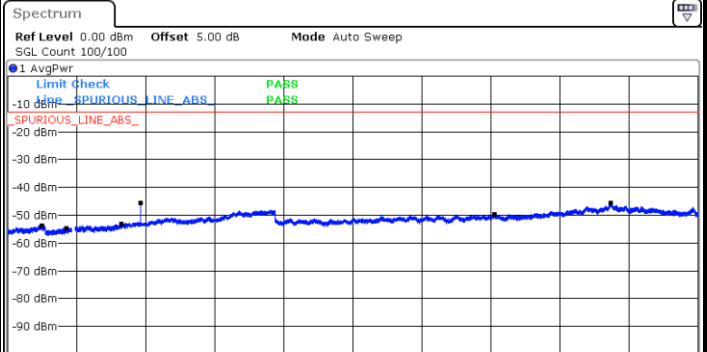
LTE Band 66 / 10MHz

Middle Channel / QPSK

Middle Channel / 16QAM



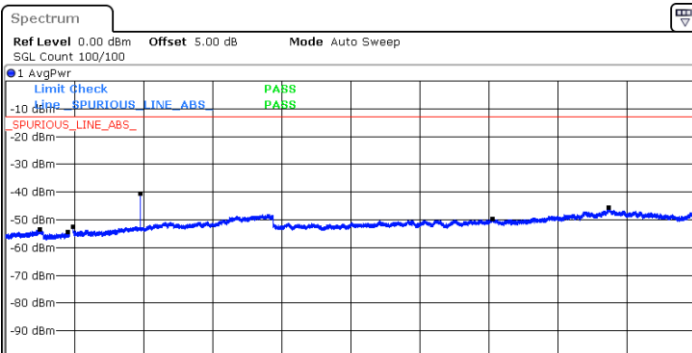
Range Low	Range Up	RBW	Frequency	Power Abs	ΔLimit
30.000 MHz	1.000 GHz	1.000 MHz	974.55022 MHz	-53.54 dBm	-40.54 dB
1.000 GHz	1.700 GHz	1.000 MHz	1.66764 GHz	-54.39 dBm	-41.39 dB
1.790 GHz	3.000 GHz	1.000 MHz	2.97520 GHz	-53.16 dBm	-40.16 dB
3.000 GHz	9.000 GHz	1.000 MHz	3.48171 GHz	-46.48 dBm	-33.48 dB
9.000 GHz	13.000 GHz	1.000 MHz	12.64829 GHz	-49.59 dBm	-36.59 dB
13.000 GHz	18.000 GHz	1.000 MHz	15.74081 GHz	-45.67 dBm	-32.67 dB



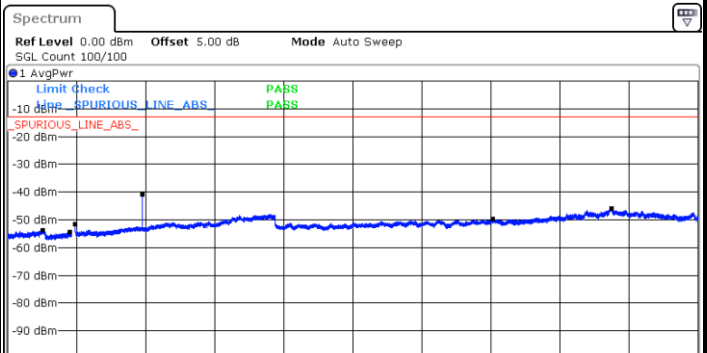
Range Low	Range Up	RBW	Frequency	Power Abs	ΔLimit
30.000 MHz	1.000 GHz	1.000 MHz	923.16592 MHz	-53.82 dBm	-40.82 dB
1.000 GHz	1.700 GHz	1.000 MHz	1.54520 GHz	-54.61 dBm	-41.61 dB
1.790 GHz	3.000 GHz	1.000 MHz	2.99859 GHz	-53.07 dBm	-40.07 dB
3.000 GHz	9.000 GHz	1.000 MHz	3.48121 GHz	-45.68 dBm	-32.68 dB
9.000 GHz	13.000 GHz	1.000 MHz	12.70579 GHz	-49.54 dBm	-36.54 dB
13.000 GHz	18.000 GHz	1.000 MHz	15.71673 GHz	-45.62 dBm	-32.62 dB

Highest Channel / QPSK

Highest Channel / 16QAM



Range Low	Range Up	RBW	Frequency	Power Abs	ΔLimit
30.000 MHz	1.000 GHz	1.000 MHz	925.58971 MHz	-53.57 dBm	-40.57 dB
1.000 GHz	1.700 GHz	1.000 MHz	1.63861 GHz	-54.30 dBm	-41.30 dB
1.790 GHz	3.000 GHz	1.000 MHz	1.79020 GHz	-52.46 dBm	-39.46 dB
3.000 GHz	9.000 GHz	1.000 MHz	3.54120 GHz	-40.46 dBm	-27.46 dB
9.000 GHz	13.000 GHz	1.000 MHz	12.69129 GHz	-49.66 dBm	-36.66 dB
13.000 GHz	18.000 GHz	1.000 MHz	15.73540 GHz	-45.72 dBm	-32.72 dB



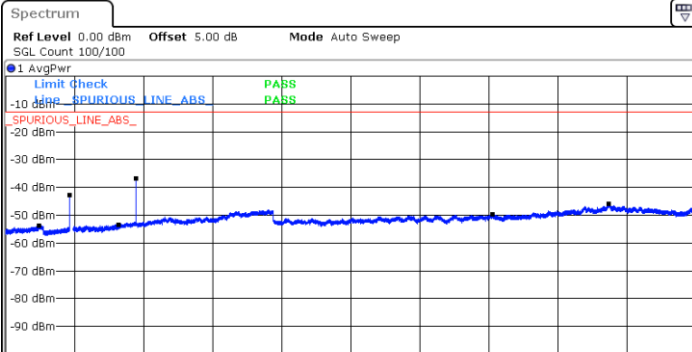
Range Low	Range Up	RBW	Frequency	Power Abs	ΔLimit
30.000 MHz	1.000 GHz	1.000 MHz	933.34583 MHz	-53.69 dBm	-40.69 dB
1.000 GHz	1.700 GHz	1.000 MHz	1.65540 GHz	-54.48 dBm	-41.48 dB
1.790 GHz	3.000 GHz	1.000 MHz	1.79020 GHz	-51.73 dBm	-38.73 dB
3.000 GHz	9.000 GHz	1.000 MHz	3.54120 GHz	-40.76 dBm	-27.76 dB
9.000 GHz	13.000 GHz	1.000 MHz	12.65629 GHz	-49.66 dBm	-36.66 dB
13.000 GHz	18.000 GHz	1.000 MHz	15.75040 GHz	-45.87 dBm	-32.87 dB



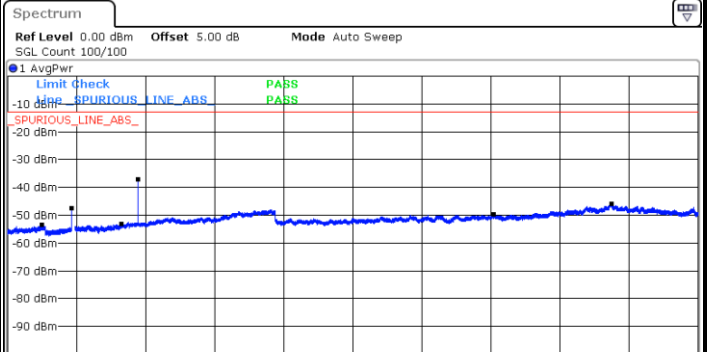
LTE Band 66 / 15MHz

Lowest Channel / QPSK

Lowest Channel / 16QAM



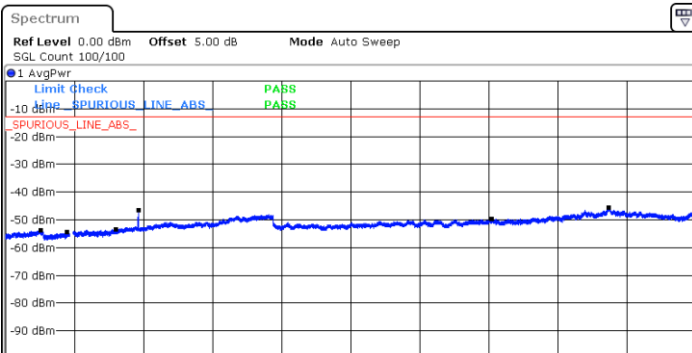
Range Low	Range Up	RBW	Frequency	Power Abs	ΔLimit
30.000 MHz	1.000 GHz	1.000 MHz	892.14143 MHz	-53.69 dBm	-40.69 dB
1.000 GHz	1.700 GHz	1.000 MHz	1.69773 GHz	-42.90 dBm	-29.90 dB
1.790 GHz	3.000 GHz	1.000 MHz	2.96633 GHz	-53.32 dBm	-40.32 dB
3.000 GHz	9.000 GHz	1.000 MHz	3.42171 GHz	-36.64 dBm	-23.64 dB
9.000 GHz	13.000 GHz	1.000 MHz	12.70229 GHz	-49.66 dBm	-36.66 dB
13.000 GHz	18.000 GHz	1.000 MHz	15.73498 GHz	-45.98 dBm	-32.98 dB



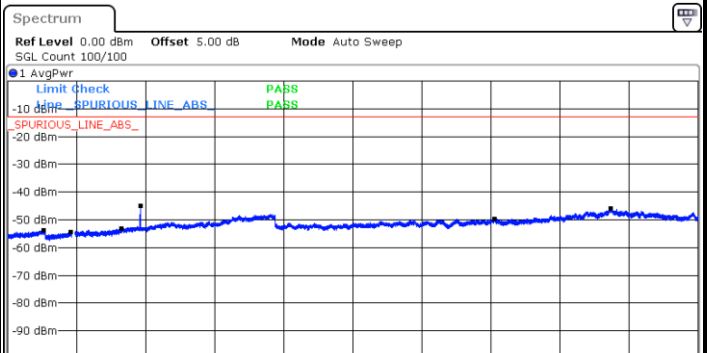
Range Low	Range Up	RBW	Frequency	Power Abs	ΔLimit
30.000 MHz	1.000 GHz	1.000 MHz	921.71164 MHz	-53.48 dBm	-40.48 dB
1.000 GHz	1.700 GHz	1.000 MHz	1.69773 GHz	-47.47 dBm	-34.47 dB
1.790 GHz	3.000 GHz	1.000 MHz	2.99778 GHz	-53.15 dBm	-40.15 dB
3.000 GHz	9.000 GHz	1.000 MHz	3.42171 GHz	-37.17 dBm	-24.17 dB
9.000 GHz	13.000 GHz	1.000 MHz	12.68179 GHz	-49.75 dBm	-36.75 dB
13.000 GHz	18.000 GHz	1.000 MHz	15.73665 GHz	-45.80 dBm	-32.80 dB

Middle Channel / QPSK

Middle Channel / 16QAM



Range Low	Range Up	RBW	Frequency	Power Abs	ΔLimit
30.000 MHz	1.000 GHz	1.000 MHz	943.52574 MHz	-53.65 dBm	-40.65 dB
1.000 GHz	1.700 GHz	1.000 MHz	1.62881 GHz	-54.52 dBm	-41.52 dB
1.790 GHz	3.000 GHz	1.000 MHz	2.88973 GHz	-53.36 dBm	-40.36 dB
3.000 GHz	9.000 GHz	1.000 MHz	3.47721 GHz	-46.39 dBm	-33.39 dB
9.000 GHz	13.000 GHz	1.000 MHz	12.67179 GHz	-49.71 dBm	-36.71 dB
13.000 GHz	18.000 GHz	1.000 MHz	15.73165 GHz	-45.68 dBm	-32.68 dB



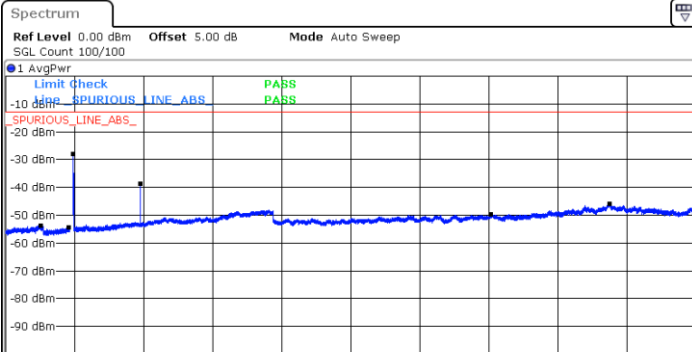
Range Low	Range Up	RBW	Frequency	Power Abs	ΔLimit
30.000 MHz	1.000 GHz	1.000 MHz	963.40080 MHz	-53.67 dBm	-40.67 dB
1.000 GHz	1.700 GHz	1.000 MHz	1.66904 GHz	-54.41 dBm	-41.41 dB
1.790 GHz	3.000 GHz	1.000 MHz	2.99294 GHz	-53.04 dBm	-40.04 dB
3.000 GHz	9.000 GHz	1.000 MHz	3.47671 GHz	-44.92 dBm	-31.92 dB
9.000 GHz	13.000 GHz	1.000 MHz	12.69779 GHz	-49.81 dBm	-36.81 dB
13.000 GHz	18.000 GHz	1.000 MHz	15.72498 GHz	-45.78 dBm	-32.78 dB



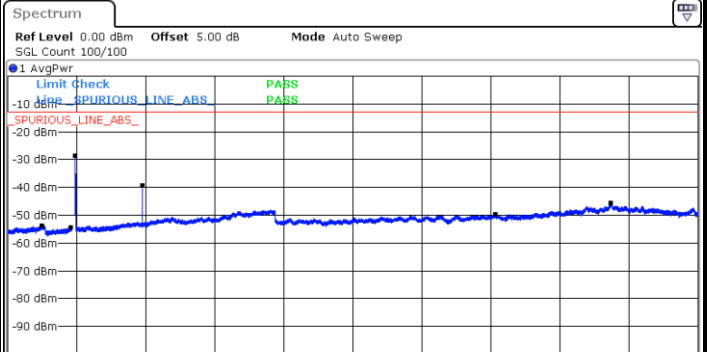
LTE Band 66 / 15MHz

Highest Channel / QPSK

Highest Channel / 16QAM



Range Low	Range Up	RBW	Frequency	Power Abs	ΔLimit
30.000 MHz	1.000 GHz	1.000 MHz	941.10195 MHz	-53.69 dBm	-40.69 dB
1.000 GHz	1.700 GHz	1.000 MHz	1.67779 GHz	-54.50 dBm	-41.50 dB
1.700 GHz	3.000 GHz	1.000 MHz	1.79262 GHz	-28.08 dBm	-15.08 dB
3.000 GHz	9.000 GHz	1.000 MHz	3.53171 GHz	-38.66 dBm	-25.66 dB
9.000 GHz	13.000 GHz	1.000 MHz	12.65529 GHz	-49.73 dBm	-36.73 dB
13.000 GHz	18.000 GHz	1.000 MHz	15.73748 GHz	-45.98 dBm	-32.98 dB

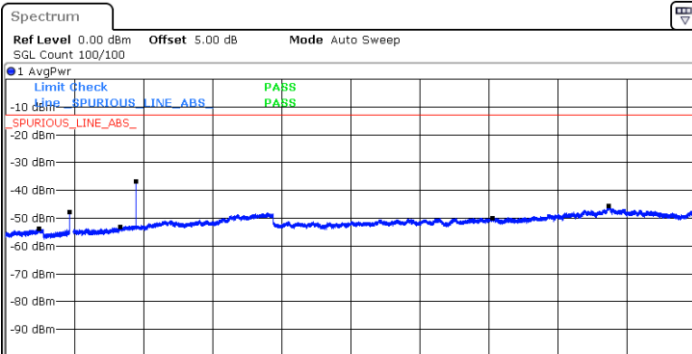


Range Low	Range Up	RBW	Frequency	Power Abs	ΔLimit
30.000 MHz	1.000 GHz	1.000 MHz	926.07446 MHz	-53.67 dBm	-40.67 dB
1.000 GHz	1.700 GHz	1.000 MHz	1.65750 GHz	-54.30 dBm	-41.30 dB
1.700 GHz	3.000 GHz	1.000 MHz	1.79262 GHz	-28.62 dBm	-15.62 dB
3.000 GHz	9.000 GHz	1.000 MHz	3.53171 GHz	-39.41 dBm	-26.41 dB
9.000 GHz	13.000 GHz	1.000 MHz	12.71329 GHz	-49.69 dBm	-36.69 dB
13.000 GHz	18.000 GHz	1.000 MHz	15.72790 GHz	-45.75 dBm	-32.75 dB

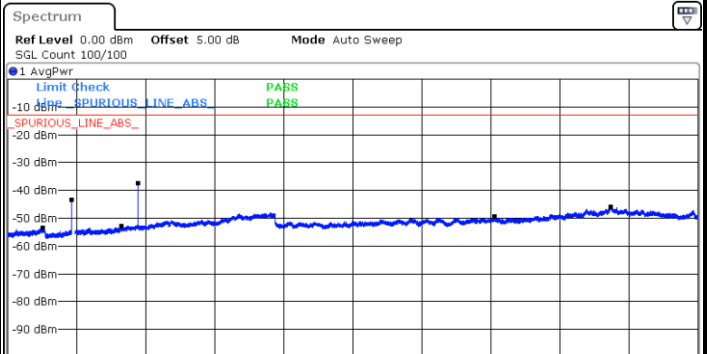
LTE Band 66 / 20MHz

Lowest Channel / QPSK

Lowest Channel / 16QAM



Range Low	Range Up	RBW	Frequency	Power Abs	ΔLimit
30.000 MHz	1.000 GHz	1.000 MHz	905.22989 MHz	-53.85 dBm	-40.85 dB
1.000 GHz	1.700 GHz	1.000 MHz	1.69318 GHz	-47.89 dBm	-34.89 dB
1.700 GHz	3.000 GHz	1.000 MHz	2.99940 GHz	-53.12 dBm	-40.12 dB
3.000 GHz	9.000 GHz	1.000 MHz	3.42221 GHz	-36.66 dBm	-23.66 dB
9.000 GHz	13.000 GHz	1.000 MHz	12.69979 GHz	-49.86 dBm	-36.86 dB
13.000 GHz	18.000 GHz	1.000 MHz	15.71873 GHz	-45.62 dBm	-32.62 dB



Range Low	Range Up	RBW	Frequency	Power Abs	ΔLimit
30.000 MHz	1.000 GHz	1.000 MHz	942.07146 MHz	-53.49 dBm	-40.49 dB
1.000 GHz	1.700 GHz	1.000 MHz	1.69353 GHz	-43.50 dBm	-30.50 dB
1.700 GHz	3.000 GHz	1.000 MHz	2.99133 GHz	-52.85 dBm	-39.85 dB
3.000 GHz	9.000 GHz	1.000 MHz	3.42221 GHz	-37.30 dBm	-24.30 dB
9.000 GHz	13.000 GHz	1.000 MHz	12.70529 GHz	-49.49 dBm	-36.49 dB
13.000 GHz	18.000 GHz	1.000 MHz	15.71540 GHz	-45.76 dBm	-32.76 dB