

## HAC-RF Emission

Communication System: UID 0, CW; Frequency: 835 MHz; Duty Cycle: 1:1

Phantom section: RF Section

DASY5 Configuration:

- Probe: ER3DV6 - SN2509; ConvF(1, 1, 1); Calibrated: 5/14/2015;
- Sensor-Surface: (Fix Surface)
- Electronics: DAE4 Sn1257; Calibrated: 9/16/2015
- Phantom: HAC Test Arch with AMCC; Type: SD HAC P01 BB
- Measurement SW: DASY52, Version 52.8 (7);SEMCAD X Version 14.6.10 (7331)

### Dipole E-Field measurement 835MHz/835 MHz/Hearing Aid Compatibility Test at 15mm distance (41x361x1):

Interpolated grid: dx=0.5000 mm, dy=0.5000 mm

Device Reference Point: 0, 0, -6.3 mm

Reference Value = 134.2 V/m; Power Drift = -0.08 dB

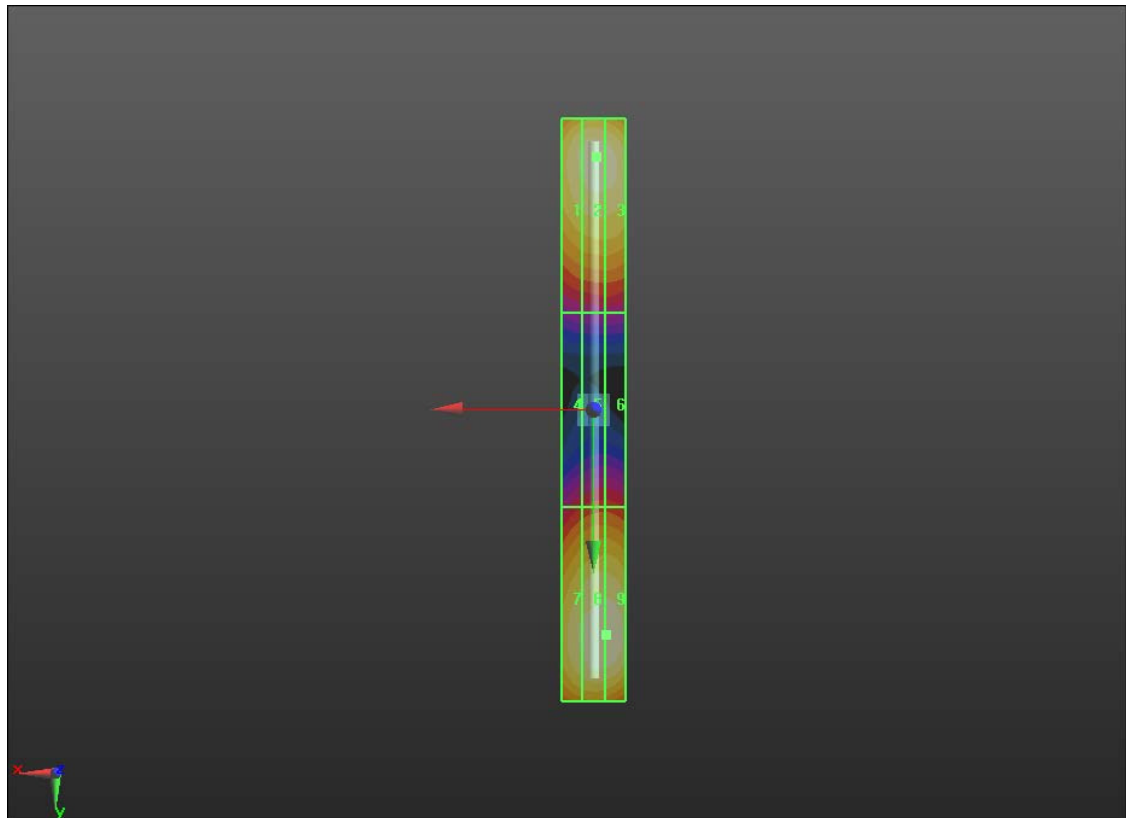
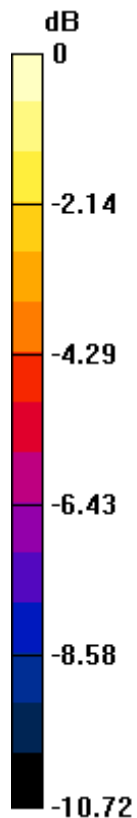
PMR not calibrated. PMF = 1.000 is applied.

E-field emissions = 114.7 V/m

Near-field category: **M4 (AWF 0 dB)**

PMF scaled E-field

Grid 1 <b>M4</b> <b>108.1 V/m</b>	Grid 2 <b>M4</b> <b>111.4 V/m</b>	Grid 3 <b>M4</b> <b>110.6 V/m</b>
Grid 4 <b>M4</b> <b>64.87 V/m</b>	Grid 5 <b>M4</b> <b>68.13 V/m</b>	Grid 6 <b>M4</b> <b>68.13 V/m</b>
Grid 7 <b>M4</b> <b>107.6 V/m</b>	Grid 8 <b>M4</b> <b>114.5 V/m</b>	Grid 9 <b>M4</b> <b>114.7 V/m</b>



0 dB = 114.7 V/m = 41.19 dBV/m

### HAC-RF Emission

Communication System: UID 0, CW; Frequency: 1880 MHz; Duty Cycle: 1:1

Phantom section: TCoil Section

DASY5 Configuration:

- Probe: ER3DV6 - SN2509; ConvF(1, 1, 1); Calibrated: 5/14/2015;
- Sensor-Surface: (Fix Surface)
- Electronics: DAE4 Sn1257; Calibrated: 9/16/2015
- Phantom: HAC Test Arch with AMCC; Type: SD HAC P01 BB
- Measurement SW: DASY52, Version 52.8 (7);SEMCAD X Version 14.6.10 (7331)

### Dipole E-Field Measurement 1880MHz/1880 MHz/Hearing Aid Compatibility Test at 15mm distance (41x181x1):

Interpolated grid: dx=0.5000 mm, dy=0.5000 mm

Device Reference Point: 0, 0, -6.3 mm

Reference Value = 142.8 V/m; Power Drift = -0.02 dB

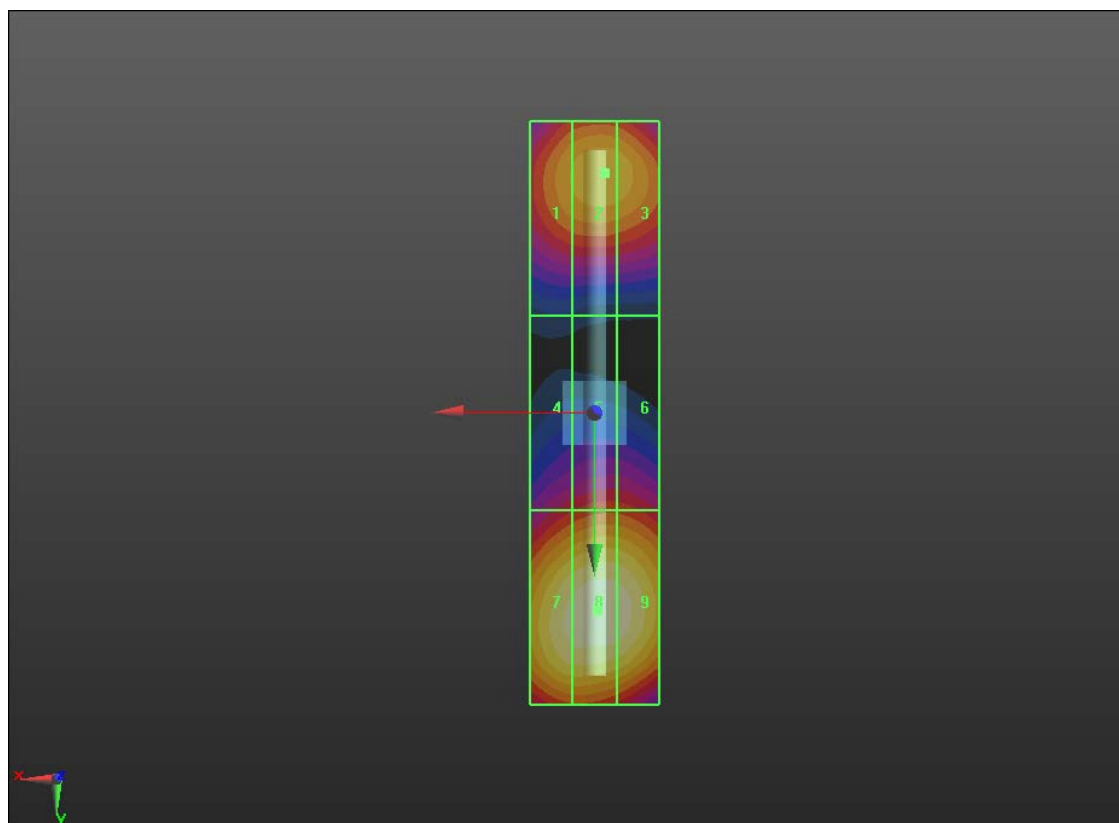
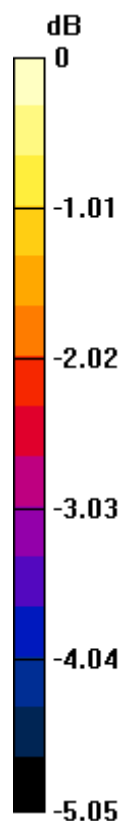
PMR not calibrated. PMF = 1.000 is applied.

E-field emissions = 94.53 V/m

Near-field category: **M3 (AWF 0 dB)**

PMF scaled E-field

Grid 1 <b>M3</b> <b>81.31 V/m</b>	Grid 2 <b>M3</b> <b>83.60 V/m</b>	Grid 3 <b>M3</b> <b>83.15 V/m</b>
Grid 4 <b>M3</b> <b>71.89 V/m</b>	Grid 5 <b>M3</b> <b>74.34 V/m</b>	Grid 6 <b>M3</b> <b>74.20 V/m</b>
Grid 7 <b>M3</b> <b>92.43 V/m</b>	Grid 8 <b>M3</b> <b>94.53 V/m</b>	Grid 9 <b>M3</b> <b>93.56 V/m</b>



0 dB = 94.53 V/m = 39.51 dBV/m