


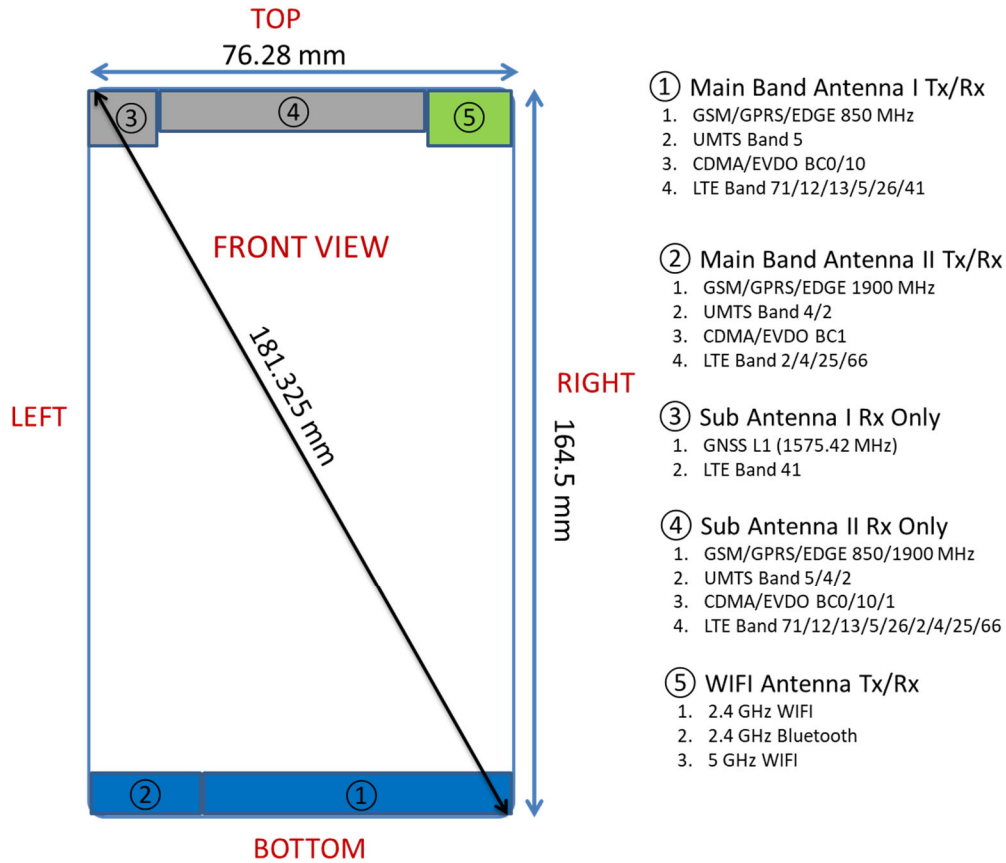




APPENDIX E: DUT ANTENNA DIAGRAM & SAR TEST SETUP PHOTOGRAPHS


| | | | | |
|--|---|------------------------------|---|--|
| FCC ID: ZNFK330PM |  PCTEST <small>Proud to be part of</small>  | SAR EVALUATION REPORT |  LG | Approved by: Quality Manager |
| Test Dates: 12/27/20 – 1/25/21 | DUT Type: Portable Handset | | | APPENDIX E: Page 1 of 12 |




Note: Exact antenna dimensions and separation distances are shown in the Technical Descriptions in the FCC Filing.

Figure E-1
DUT Antenna Locations



| | | | | |
|--|---|------------------------------|---|--|
| FCC ID: ZNFK330PM |  PCTEST <small>Proud to be part of element</small> | SAR EVALUATION REPORT |  LG | Approved by: Quality Manager |
| Test Dates: 12/27/20 – 1/25/21 | DUT Type: Portable Handset | | | APPENDIX E: Page 2 of 12 |




SAR Test Setup Photo 1 – Right Cheek




SAR Test Setup Photo 2 – Right Tilt



| | | | |
|--|---|------------------------------------|---|
| FCC ID: ZNFK330PM |  <small>Proud to be part of element</small> | SAR EVALUATION REPORT |  Approved by: Quality Manager |
| Test Dates: 12/27/20 – 1/25/21 | DUT Type: Portable Handset | APPENDIX E: Page 3 of 12 | |



SAR Test Setup Photo 3 – Left Cheek



SAR Test Setup Photo 4 – Left Tilt



| | | | |
|--|---|------------------------------------|---|
| FCC ID: ZNFK330PM |  <small>Proud to be part of element</small> | SAR EVALUATION REPORT |  Approved by: Quality Manager |
| Test Dates: 12/27/20 – 1/25/21 | DUT Type: Portable Handset | APPENDIX E: Page 4 of 12 | |




SAR Test Setup Photo 5 – Back Side at 10 mm



SAR Test Setup Photo 6 – Back Side at 3 mm



| | | | |
|--|---|------------------------------------|---|
| FCC ID: ZNFK330PM |  <small>Proud to be part of element</small> | SAR EVALUATION REPORT |  Approved by: Quality Manager |
| Test Dates: 12/27/20 – 1/25/21 | DUT Type: Portable Handset | APPENDIX E: Page 5 of 12 | |



SAR Test Setup Photo 7 – Back Side at 0 mm




SAR Test Setup Photo 8 – Front Side at 10 mm



| | | | |
|--|---|------------------------------------|---|
| FCC ID: ZNFK330PM |  <small>Proud to be part of element</small> | SAR EVALUATION REPORT |  Approved by: Quality Manager |
| Test Dates: 12/27/20 – 1/25/21 | DUT Type: Portable Handset | APPENDIX E: Page 6 of 12 | |



SAR Test Setup Photo 9 – Front Side at 0 mm




SAR Test Setup Photo 10 – Top Side at 10 mm




| | | | |
|--|---|------------------------------------|---|
| FCC ID: ZNFK330PM |  <small>Proud to be part of element</small> | SAR EVALUATION REPORT |  Approved by: Quality Manager |
| Test Dates: 12/27/20 – 1/25/21 | DUT Type: Portable Handset | APPENDIX E: Page 7 of 12 | |




SAR Test Setup Photo 11 – Top Side at 0 mm



SAR Test Setup Photo 12 – Bottom Side at 10 mm



| | | | |
|--|---|------------------------------------|---|
| FCC ID: ZNFK330PM |  <small>Proud to be part of</small>  | SAR EVALUATION REPORT |  Approved by: Quality Manager |
| Test Dates: 12/27/20 – 1/25/21 | DUT Type: Portable Handset | APPENDIX E: Page 8 of 12 | |




SAR Test Setup Photo 13 – Bottom Side at 3 mm




SAR Test Setup Photo 14 – Bottom Side at 0 mm



| | | | |
|--|---|------------------------------------|---|
| FCC ID: ZNFK330PM |  <small>Proud to be part of element</small> | SAR EVALUATION REPORT |  Approved by: Quality Manager |
| Test Dates: 12/27/20 – 1/25/21 | DUT Type: Portable Handset | APPENDIX E: Page 9 of 12 | |




SAR Test Setup Photo 15 – Right Side at 10 mm




SAR Test Setup Photo 16 – Right Side at 0 mm



| | | | |
|--|---|-------------------------------------|---|
| FCC ID: ZNFK330PM |  <small>Proud to be part of element</small> | SAR EVALUATION REPORT |  Approved by: Quality Manager |
| Test Dates: 12/27/20 – 1/25/21 | DUT Type: Portable Handset | APPENDIX E: Page 10 of 12 | |




SAR Test Setup Photo 17 – Left Side at 10 mm





SAR Test Setup Photo 18 – Left Side at 0 mm

| | | | |
|--|---|-------------------------------------|---|
| FCC ID: ZNFK330PM |  <small>Proud to be part of element</small> | SAR EVALUATION REPORT |  Approved by: Quality Manager |
| Test Dates: 12/27/20 – 1/25/21 | DUT Type: Portable Handset | APPENDIX E: Page 11 of 12 | |



SAR Test Setup Photo 19 – Vertical and Horizontal Reference Lines

| | | | |
|--|---|-------------------------------------|---|
| FCC ID: ZNFK330PM |  <small>Proud to be part of element</small> | SAR EVALUATION REPORT |  Approved by: Quality Manager |
| Test Dates: 12/27/20 – 1/25/21 | DUT Type: Portable Handset | APPENDIX E: Page 12 of 12 | |