
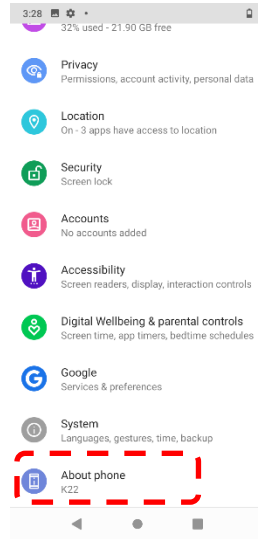


# Description of E-Label on the ZNFK200QM

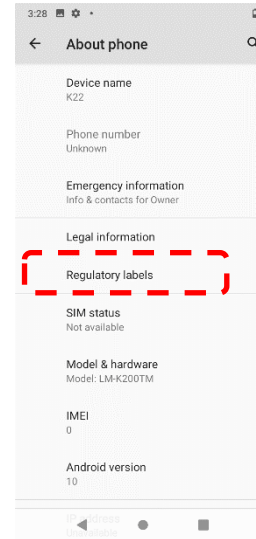
1. FCC ID is applied by E-label on device.



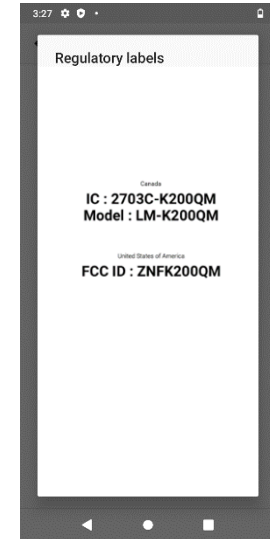
[Step1]



[Step2]



[Step3]



FCC ID

E-Label display	
Step 1	Select Settings
Step 2	Select About phone
Step 3	Select Regulatory labels

## Description of E-Label on the ZNFK200QM

1. FCC ID is applied on packaging.

FCC ID : ZNFK200QM

2. Instruction of E-label on the user manual

### Regulatory information (FCC ID number, etc.)

For regulatory details, go to **Settings** > **About phone** > **Regulatory labels**.