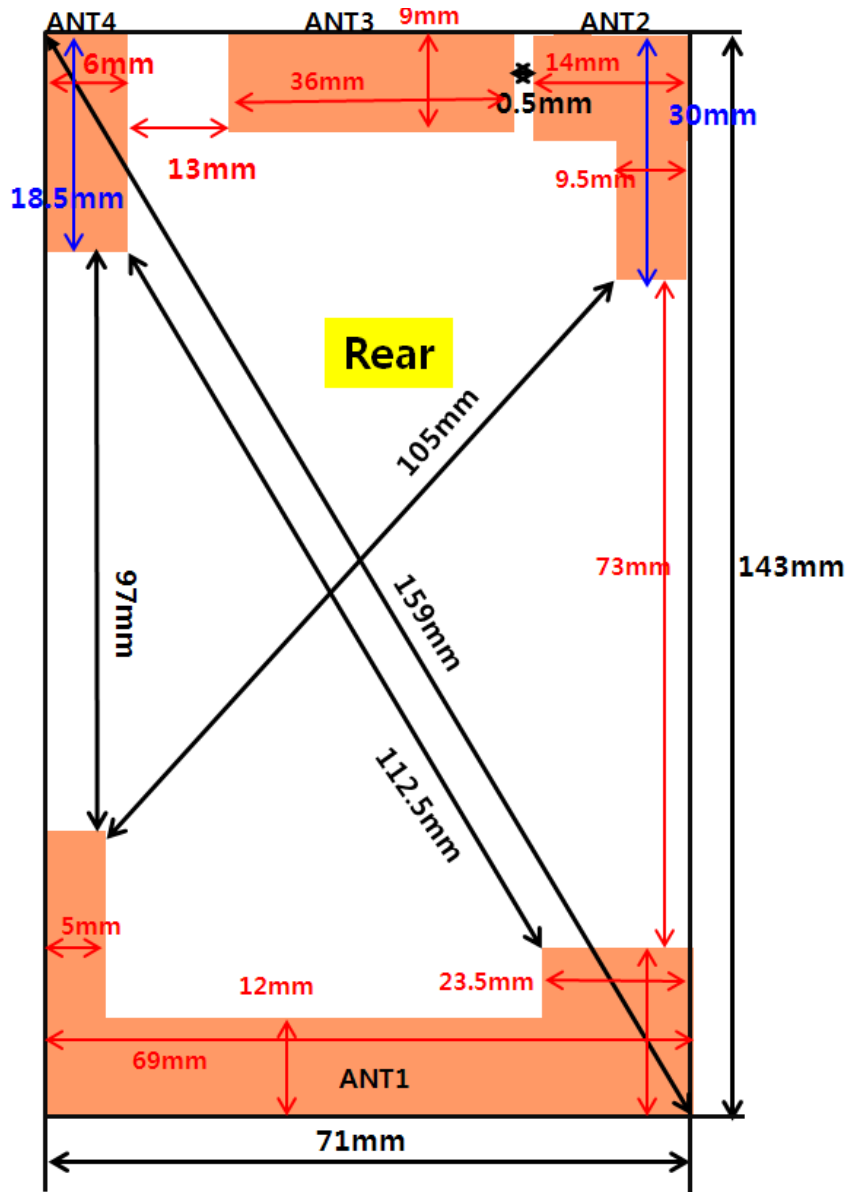


## Antenna and Device Information




ANT1	GSM Quad WCDMA B2/4/5 LTE B2/4/7/17
ANT2	GPS/LTE B7MIMO
ANT3	LTE B2/4/17MIMO WCDMA B2/4MRD
ANT4	BT/Wi-Fi

## SAR Test Setup Photographs

■ **Test Setup Photo (Left All)**




■ Test Setup Photo(Left Touch/Tilt)



■ **Test Setup Photo (Right All)**



■ **Test Setup Photo (Right Touch/Tilt)**



■ **Test Setup Photo (Body All)**






■ **Test Setup Photo (Rear)**



**[Distance of 1.0 cm from the EUT]**

■ **Test Setup Photo (Front)**



[Distance of **1.0 cm** from the EUT]

■ Test Setup Photo (Left)



[Distance of 1.0 cm from the EUT]

■ **Test Setup Photo (Right)**



**[Distance of 1.0 cm from the EUT]**

■ **Test Setup Photo(Top)**



**[Distance of 1.0 cm from the EUT]**

■ **Test Setup Photo(Bottom)**



**[Distance of 1.0 cm from the EUT]**