


# ***Test setup photos of EUT***


## **1. Orthogonal plane of EUT**

- The testing was set in the three orthogonal planes and measured for each position (X, Y, Z).


### **X-axis**



### **Y-axis**



## Z-axis



## 2. Photo of Radiated Spurious Emission Test (Below 1 GHz)



### ***3. Photo of Radiated Spurious Emission Test (Above 1 GHz)***

