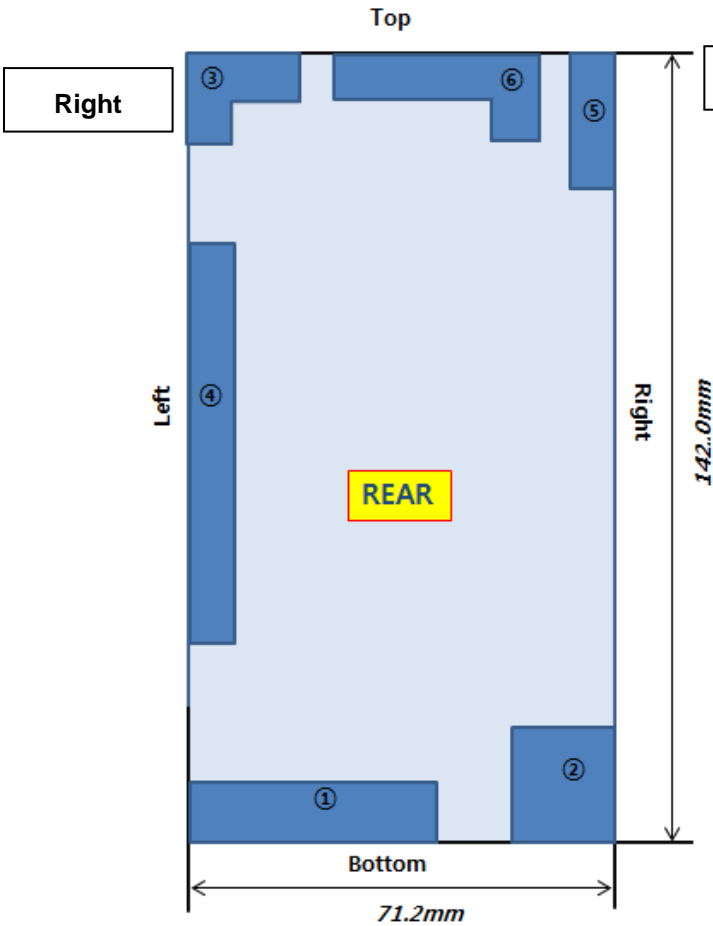


Antenna and Device Information

* NFC antenna is placed on Battery Cover.
* Other Antennas are placed on Rear Case.



Antenna	Mode	Band
①	GSM	GSM850 Tx/Rx
	GSM	GSM900 Tx/Rx
	GSM	DCS(GSM1800) Tx/Rx
	GSM	PCS(GSM1900) Tx/Rx
	WCDMA	B2 Tx/Rx
	WCDMA	B5 Tx/Rx
	WCDMA	B8 Tx/Rx
	LTE	B3 Tx/Rx
	LTE	B17 Tx/Rx
	LTE	B28 Tx/Rx
②	WCDMA	B1 Tx/Rx
	WCDMA	B4 Rx
	LTE	B7 Tx/Rx
③	GPS/GNSS	1.574~1.6GHz
	LTE	B7 Rx
④	LTE	B17 DRx
	LTE	B28 DRx
⑤	WIFI	2.4G Tx/Rx
	WIFI	5G Tx/Rx
⑥	WCDMA	B1 DRx
	WCDMA	B2 DRx
	WCDMA	B8 DRx
	LTE	B3 DRx
	LTE	B8 DRx

Note;

1. Per FCC KDB Publication 941225 D06v02, we performed the SAR testing at 0.8 cm and 1.0 cm from the top & bottom surfaces and also from side edges with a transmitting antenna ≤ 2.5 cm from an edge.

*Please see the LG-H955a_Antenna distance for further information.



* All test performed with the battery cover already incorporate the NFC antenna and Wireless charging capability.

SAR Test Setup Photographs

■ **Test Setup Photo**



■ **Test Setup Photo**



■ **Test Setup Photo**




■ **Test Setup Photo**



■ **Test Setup Photo (All)**



■ **Test Setup Photo (Rear)**



[Distance of 0.8 cm from the EUT]

■ **Test Setup Photo (Front)**



[Distance of 0.8 cm from the EUT]

■ **Test Setup Photo (Left)**



[Distance of 1.0 cm from the EUT]

■ **Test Setup Photo (Right)**




[Distance of 1.0 cm from the EUT]

■ **Test Setup Photo (Top)**



[Distance of 1.0 cm from the EUT]

■ **Test Setup Photo (Bottom)**



[Distance of 1.0 cm from the EUT]