



17. TEST PHOTOGRAPHS

See following Attached Pages for setup photographs.

FCC ID: ZNFH950	 PCTEST ENGINEERING LABORATORY, INC.	HAC (RF EMISSIONS) TEST REPORT	 LG	Reviewed by: Quality Manager
Filename: 0Y1501120071-R1.ZNF	Test Dates: January 12-15, 2015	EUT Type: Portable Handset	Page 74 of 76	




Figure 17-1
Ear Reference Point HAC Phantom Alignment






Figure 17-2
HAC Phantom Plane Alignment

FCC ID: ZNFH950	 PCTEST <small>ENGINEERING LABORATORY, INC.</small>	HAC (RF EMISSIONS) TEST REPORT	 Reviewed by: Quality Manager
Filename: 0Y1501120071-R1.ZNF	Test Dates: January 12-15, 2015	EUT Type: Portable Handset	Page 75 of 76

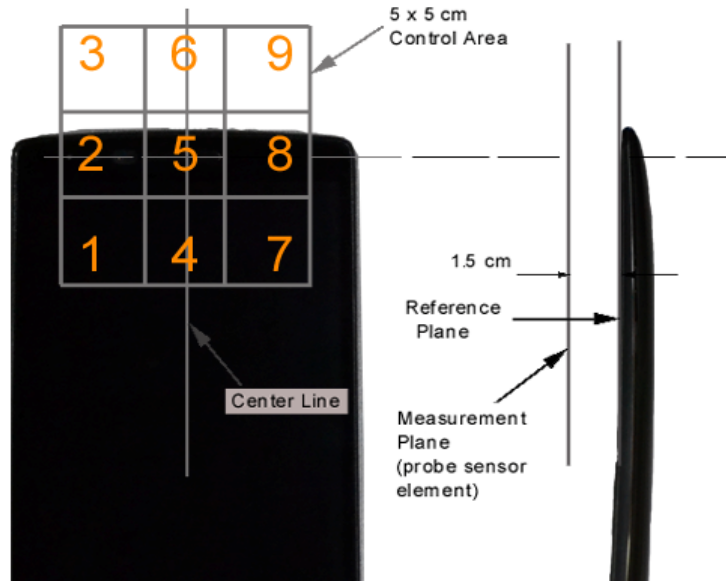


Figure 17-3 5x5 Scan grid above WD (Acoustic Centered Scan Pictured)



Figure 17-4 E-Field WD Scan overlay (T-Coil Centered Scan Pictured)

FCC ID: ZNFH950	PCTEST ENGINEERING LABORATORY, INC.	HAC (RF EMISSIONS) TEST REPORT	LG	Reviewed by: Quality Manager
Filename: 0Y1501120071-R1.ZNF	Test Dates: January 12-15, 2015	EUT Type: Portable Handset		Page 76 of 76