

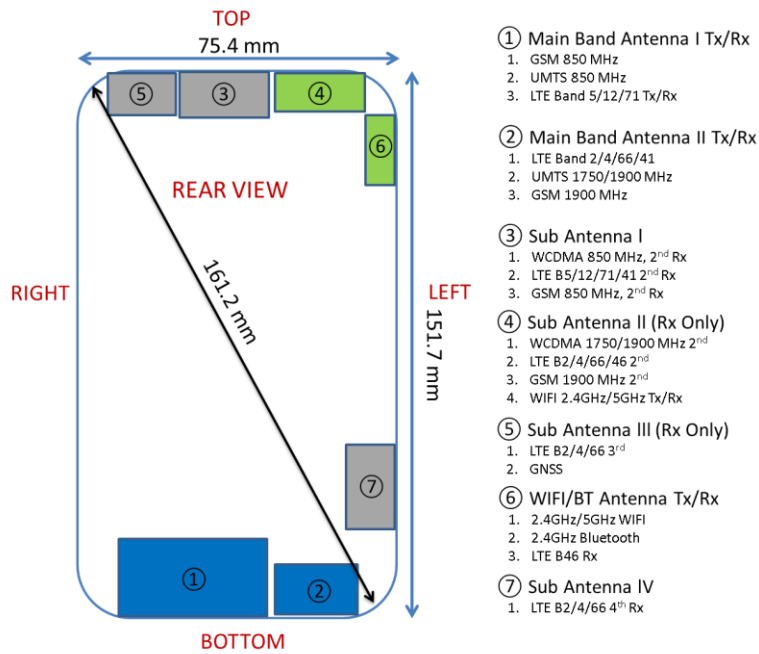


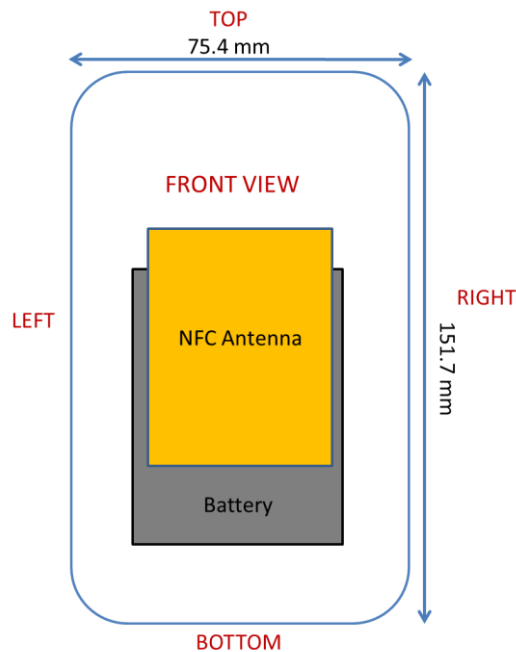
APPENDIX F: DUT ANTENNA DIAGRAM & SAR TEST SETUP PHOTOGRAPHS

FCC ID ZNFH932		SAR EVALUATION REPORT		Approved by: Quality Manager
Test Dates: 07/10/17 – 07/26/17	DUT Type: Portable Handset			APPENDIX F: Page 1 of 10

Note: Exact antenna dimensions and separation distances are shown in the Technical Descriptions in the FCC Filing.




**Figure F-1
DUT Antenna Location**




**Figure F-2
NFC Antenna Locations**



FCC ID ZNFH932	PCTEST PROFESSIONAL LABORATORIES, INC.	SAR EVALUATION REPORT		Approved by: Quality Manager
Test Dates: 07/10/17 – 07/26/17	DUT Type: Portable Handset			APPENDIX F: Page 2 of 10




SAR Test Setup Photo 1: Right Cheek




SAR Test Setup Photo 2: Right Tilt



FCC ID ZNFH932		SAR EVALUATION REPORT		Approved by: Quality Manager
Test Dates: 07/10/17 – 07/26/17	DUT Type: Portable Handset			APPENDIX F: Page 3 of 10




SAR Test Setup Photo 3: Left Cheek




SAR Test Setup Photo 4: Mouth-Jaw Replacing Left Cheek



FCC ID ZNFH932		SAR EVALUATION REPORT		Approved by: Quality Manager
Test Dates: 07/10/17 – 07/26/17	DUT Type: Portable Handset	APPENDIX F: Page 4 of 10		




SAR Test Setup Photo 5: Left Tilt




SAR Test Setup Photo 6: Back at 1.0 cm



FCC ID ZNFH932		SAR EVALUATION REPORT		Approved by: Quality Manager
Test Dates: 07/10/17 – 07/26/17	DUT Type: Portable Handset	APPENDIX F: Page 5 of 10		



SAR Test Setup Photo 7: Back at 0.0 cm




SAR Test Setup Photo 8: Front at 1.0 cm



FCC ID ZNFH932		SAR EVALUATION REPORT		Approved by: Quality Manager
Test Dates: 07/10/17 – 07/26/17	DUT Type: Portable Handset	APPENDIX F: Page 6 of 10		



SAR Test Setup Photo 9: Front at 0.0 cm




SAR Test Setup Photo 10: Top at 1.0 cm



FCC ID ZNFH932		SAR EVALUATION REPORT		Approved by: Quality Manager
Test Dates: 07/10/17 – 07/26/17	DUT Type: Portable Handset			APPENDIX F: Page 7 of 10




SAR Test Setup Photo 11: Top at 0.0 cm




SAR Test Setup Photo 12: Bottom at 1.0 cm



FCC ID ZNFH932		SAR EVALUATION REPORT		Approved by: Quality Manager
Test Dates: 07/10/17 – 07/26/17	DUT Type: Portable Handset	APPENDIX F: Page 8 of 10		



SAR Test Setup Photo 13: Right at 1.0 cm



SAR Test Setup Photo 14: Left at 1.0 cm



FCC ID ZNFH932		SAR EVALUATION REPORT		Approved by: Quality Manager
Test Dates: 07/10/17 – 07/26/17	DUT Type: Portable Handset			APPENDIX F: Page 9 of 10



SAR Test Setup Photo 15: Left at 0.0 cm



SAR Test Setup Photo 16: Vertical and Horizontal Reference Lines

FCC ID ZNFH932	 PCTEST <small>PROFESSIONAL TESTING LABORATORIES, INC.</small>	SAR EVALUATION REPORT		Approved by: Quality Manager
Test Dates: 07/10/17 – 07/26/17	DUT Type: Portable Handset			APPENDIX F: Page 10 of 10