

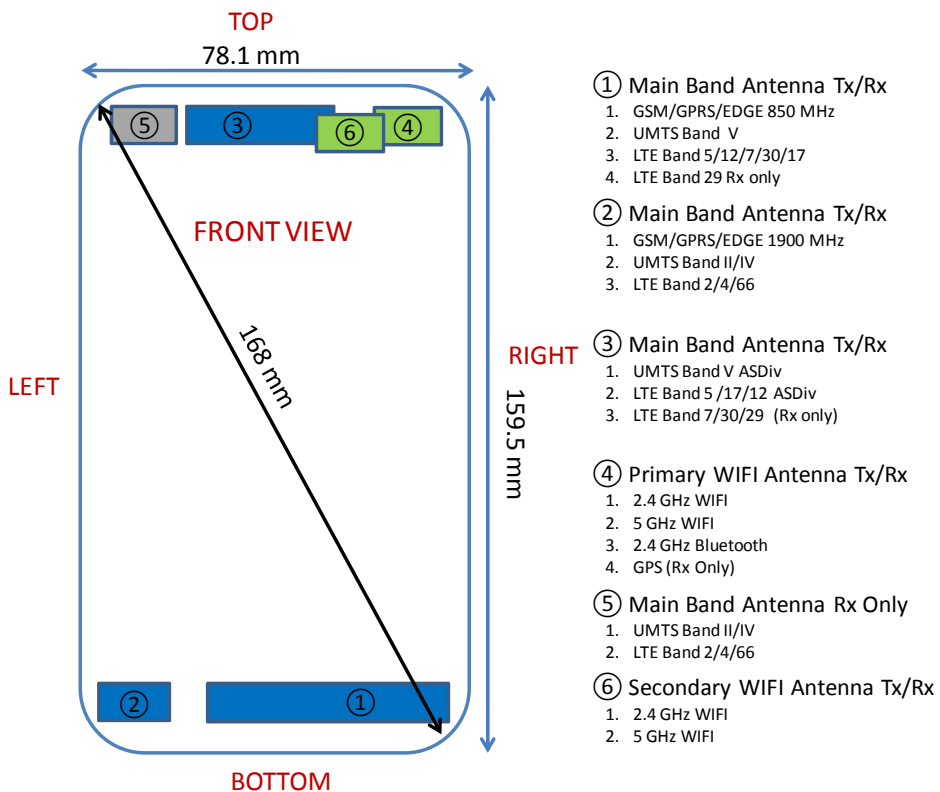




APPENDIX F: DUT ANTENNA DIAGRAM & SAR TEST SETUP PHOTOGRAPHS

FCC ID ZNFH910		SAR EVALUATION REPORT		Reviewed by: Quality Manager
Test Dates: 08/08/16 - 08/18/16	DUT Type: Portable Handset			APPENDIX F: Page 1 of 11

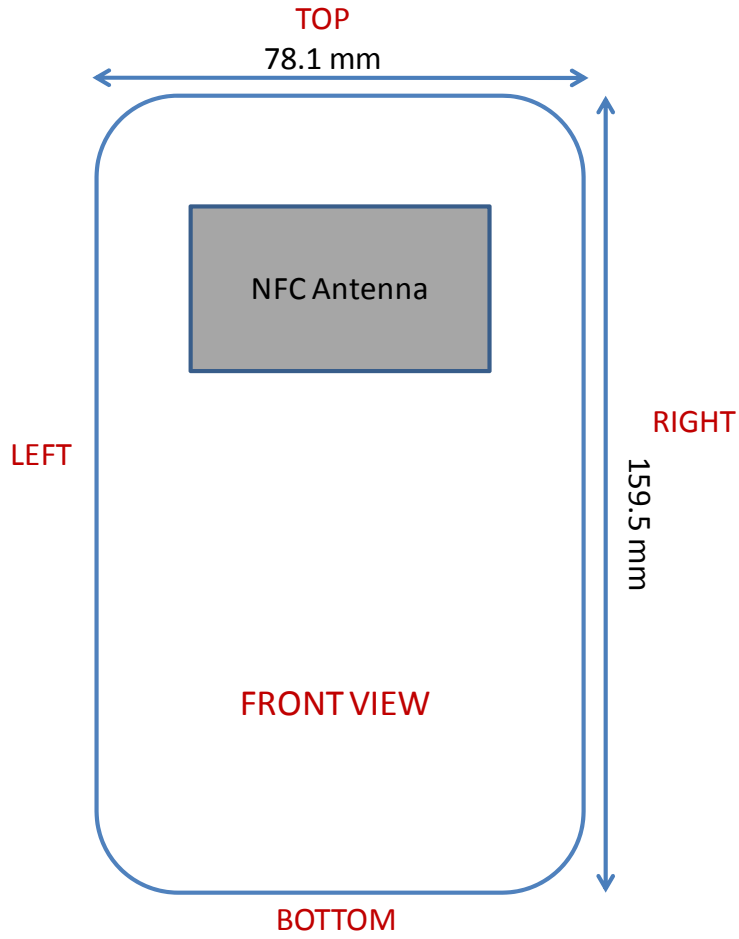
Note: Exact antenna dimensions and separation distances are shown in the Technical Descriptions in the FCC Filing.



**Figure F-1
DUT Antenna Locations**




FCC ID ZNFH910		SAR EVALUATION REPORT		Reviewed by: Quality Manager
Test Dates: 08/08/16 - 08/18/16	DUT Type: Portable Handset			APPENDIX F: Page 2 of 11


**Figure F-2
NFC Antenna Locations**





FCC ID ZNFH910		SAR EVALUATION REPORT		Reviewed by: Quality Manager
Test Dates: 08/08/16 - 08/18/16	DUT Type: Portable Handset			APPENDIX F: Page 3 of 11




SAR Test Setup Photo 1: Right Cheek




SAR Test Setup Photo 2: Right Tilt



FCC ID ZNFH910		SAR EVALUATION REPORT		Reviewed by: Quality Manager
Test Dates: 08/08/16 - 08/18/16	DUT Type: Portable Handset			APPENDIX F: Page 4 of 11




SAR Test Setup Photo 3: Left Cheek



SAR Test Setup Photo 4: Left Tilt



FCC ID ZNFH910		SAR EVALUATION REPORT		Reviewed by: Quality Manager
Test Dates: 08/08/16 - 08/18/16	DUT Type: Portable Handset	APPENDIX F: Page 5 of 11		



SAR Test Setup Photo 5: Back Side at 10 mm



SAR Test Setup Photo 6: Back Side at 0 mm



FCC ID ZNFH910		SAR EVALUATION REPORT		Reviewed by: Quality Manager
Test Dates: 08/08/16 - 08/18/16	DUT Type: Portable Handset	APPENDIX F: Page 6 of 11		



SAR Test Setup Photo 7: Front Side at 10 mm




SAR Test Setup Photo 8: Front Side at 0 mm



FCC ID ZNFH910		SAR EVALUATION REPORT		Reviewed by: Quality Manager
Test Dates: 08/08/16 - 08/18/16	DUT Type: Portable Handset	APPENDIX F: Page 7 of 11		



SAR Test Setup Photo 9: Top Edge at 10 mm




SAR Test Setup Photo 10: Top Edge at 0 mm



FCC ID ZNFH910		SAR EVALUATION REPORT		Reviewed by: Quality Manager
Test Dates: 08/08/16 - 08/18/16	DUT Type: Portable Handset			APPENDIX F: Page 8 of 11




SAR Test Setup Photo 11: Bottom Edge at 10 mm




SAR Test Setup Photo 12: Right Edge at 10 mm



FCC ID ZNFH910		SAR EVALUATION REPORT		Reviewed by: Quality Manager
Test Dates: 08/08/16 - 08/18/16	DUT Type: Portable Handset	APPENDIX F: Page 9 of 11		



SAR Test Setup Photo 13: Right Edge at 0 mm





SAR Test Setup Photo 14: Left Edge at 10 mm

FCC ID ZNFH910		SAR EVALUATION REPORT		Reviewed by: Quality Manager
Test Dates: 08/08/16 - 08/18/16	DUT Type: Portable Handset			APPENDIX F: Page 10 of 11



SAR Test Setup Photo 15: Horizontal and Vertical Reference Lines

FCC ID ZNFH910		SAR EVALUATION REPORT		Reviewed by: Quality Manager
Test Dates: 08/08/16 - 08/18/16	DUT Type: Portable Handset			APPENDIX F: Page 11 of 11