

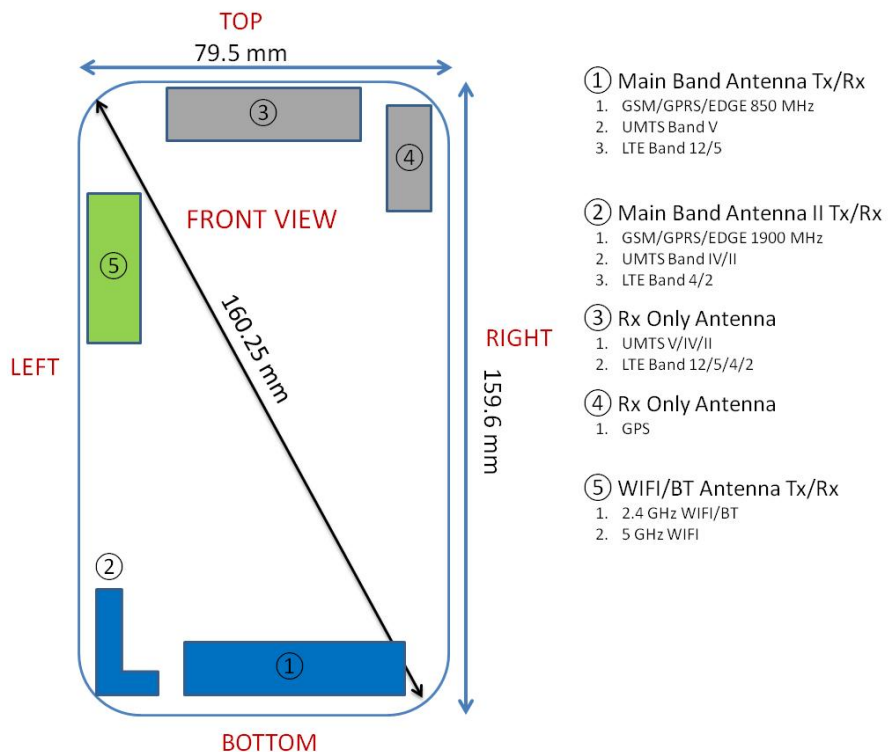


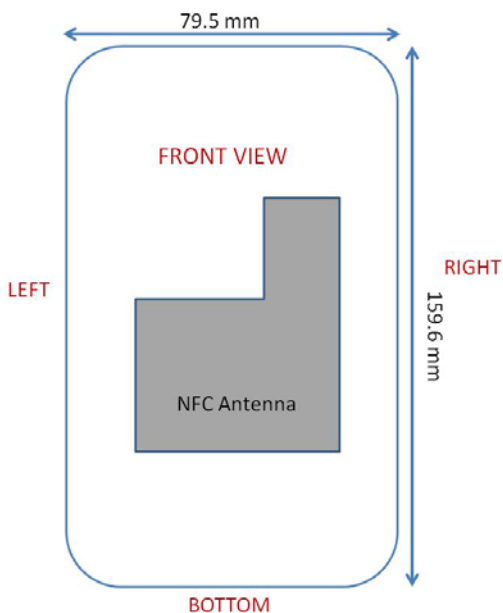
## APPENDIX F: DUT ANTENNA DIAGRAM & SAR TEST SETUP PHOTOGRAPHS

<b>FCC ID</b> ZNFH901		<b>SAR EVALUATION REPORT</b>		<b>Reviewed by:</b> Quality Manager
<b>Test Dates:</b> 08/10/15 - 08/31/15	<b>DUT Type:</b> Portable Handset			<b>APPENDIX F:</b> Page 1 of 14





Note: Exact antenna dimensions and separation distances are shown in the Technical Descriptions in the FCC Filing.

**Figure F-1**  
**DUT Antenna Locations**



**Figure F-2**  
**NFC Antenna Locations**



FCC ID ZNFH901	 <b>PCTEST</b> ENGINEERING LABORATORY, INC.	SAR EVALUATION REPORT	 <b>LG</b>	Reviewed by: Quality Manager
Test Dates: 08/10/15 - 08/31/15	DUT Type: Portable Handset	APPENDIX F: Page 2 of 14		



**SAR Test Setup Photo 1: Right Cheek with Standard Cover**



**SAR Test Setup Photo 2: Right Cheek with Wireless Charging Cover**



<b>FCC ID</b> ZNFH901		<b>SAR EVALUATION REPORT</b>		<b>Reviewed by:</b> Quality Manager
<b>Test Dates:</b> 08/10/15 - 08/31/15	<b>DUT Type:</b> Portable Handset			<b>APPENDIX F:</b> Page 3 of 14




**SAR Test Setup Photo 3: Right Tilt with Standard Cover**



**SAR Test Setup Photo 4: Left Cheek with Standard Cover**



<b>FCC ID</b> ZNFH901	 <b>PCTEST</b> ENGINEERING LABORATORY, INC.	<b>SAR EVALUATION REPORT</b>	 <b>LG</b>	<b>Reviewed by:</b> Quality Manager
<b>Test Dates:</b> 08/10/15 - 08/31/15	<b>DUT Type:</b> Portable Handset			<b>APPENDIX F:</b> Page 4 of 14



**SAR Test Setup Photo 5: Left Cheek with Wireless Charging Cover**



**SAR Test Setup Photo 6: Left Tilt with Standard Cover**



<b>FCC ID</b> ZNFH901		<b>SAR EVALUATION REPORT</b>		<b>Reviewed by:</b> Quality Manager
<b>Test Dates:</b> 08/10/15 - 08/31/15	<b>DUT Type:</b> Portable Handset			<b>APPENDIX F:</b> Page 5 of 14



**SAR Test Setup Photo 7: Back Side at 1.0 cm with Standard Cover**



**SAR Test Setup Photo 8: Back Side at 1.0 cm with Wireless Charging Cover**



FCC ID ZNFH901	 <b>PCTEST</b> ENGINEERING LABORATORY, INC.	SAR EVALUATION REPORT	 <b>LG</b>	Reviewed by: Quality Manager
Test Dates: 08/10/15 - 08/31/15	DUT Type: Portable Handset			APPENDIX F: Page 6 of 14



**SAR Test Setup Photo 9: Back Side at 0.0 cm with Standard Cover**



**SAR Test Setup Photo 10: Back Side at 0.0 cm with Wireless Charging Cover**

FCC ID ZNFH901	 <b>PCTEST</b> ENGINEERING LABORATORY, INC.	SAR EVALUATION REPORT	 <b>LG</b>	Reviewed by: Quality Manager
Test Dates: 08/10/15 - 08/31/15	DUT Type: Portable Handset			APPENDIX F: Page 7 of 14
© 2015 PCTEST Engineering Laboratory, Inc.				REV 16.3 M 08/06/2015








**SAR Test Setup Photo 11: Front Side at 1.0 cm with Standard Cover**



**SAR Test Setup Photo 12: Front Side at 1.0 cm with Wireless Charging Cover**

FCC ID ZNFH901		SAR EVALUATION REPORT		Reviewed by: Quality Manager
Test Dates: 08/10/15 - 08/31/15	DUT Type: Portable Handset			APPENDIX F: Page 8 of 14
© 2015 PCTEST Engineering Laboratory, Inc.				REV 16.3 M 08/06/2015







**SAR Test Setup Photo 13: Front Side at 0.0 cm with Standard Cover**



**SAR Test Setup Photo 14: Top Edge at 1.0 cm with Standard Cover**



<b>FCC ID</b> ZNFH901		<b>SAR EVALUATION REPORT</b>		<b>Reviewed by:</b> Quality Manager
<b>Test Dates:</b> 08/10/15 - 08/31/15	<b>DUT Type:</b> Portable Handset			<b>APPENDIX F:</b> Page 9 of 14




**SAR Test Setup Photo 15: Top Edge at 0.0 cm with Standard Cover**



**SAR Test Setup Photo 16: Bottom Edge at 1.0 cm with Standard Cover**



<b>FCC ID</b> ZNFH901		<b>SAR EVALUATION REPORT</b>		<b>Reviewed by:</b> Quality Manager
<b>Test Dates:</b> 08/10/15 - 08/31/15	<b>DUT Type:</b> Portable Handset			<b>APPENDIX F:</b> Page 10 of 14




**SAR Test Setup Photo 17: Bottom Edge at 1.0 cm with Wireless Charging Cover**




**SAR Test Setup Photo 18: Right Edge at 1.0 cm with Standard Cover**



<b>FCC ID</b> ZNFH901	 PCTEST ENGINEERING LABORATORY, INC.	<b>SAR EVALUATION REPORT</b>		<b>Reviewed by:</b> Quality Manager
<b>Test Dates:</b> 08/10/15 - 08/31/15	<b>DUT Type:</b> Portable Handset			<b>APPENDIX F:</b> Page 11 of 14
© 2015 PCTEST Engineering Laboratory, Inc.				REV 16.3 M 08/06/2015




**SAR Test Setup Photo 19: Right Edge at 1.0 cm with Wireless Charging Cover**




**SAR Test Setup Photo 20: Left Edge at 1.0 cm with Standard Cover**



<b>FCC ID</b> ZNFH901		<b>SAR EVALUATION REPORT</b>		<b>Reviewed by:</b> Quality Manager
<b>Test Dates:</b> 08/10/15 - 08/31/15	<b>DUT Type:</b> Portable Handset			<b>APPENDIX F:</b> Page 12 of 14



**SAR Test Setup Photo 21: Left Edge at 1.0 cm with Wireless Charging Cover**





**SAR Test Setup Photo 22: Left Edge at 0.0 cm with Standard Cover**

<b>FCC ID</b> ZNFH901		<b>SAR EVALUATION REPORT</b>		<b>Reviewed by:</b> Quality Manager
<b>Test Dates:</b> 08/10/15 - 08/31/15	<b>DUT Type:</b> Portable Handset			<b>APPENDIX F:</b> Page 13 of 14
© 2015 PCTEST Engineering Laboratory, Inc.				REV 16.3 M 08/06/2015



**SAR Test Setup Photo 23: Horizontal and Vertical Reference Lines**

FCC ID ZNFH901		SAR EVALUATION REPORT		Reviewed by: Quality Manager
Test Dates: 08/10/15 - 08/31/15	DUT Type: Portable Handset			APPENDIX F: Page 14 of 14