

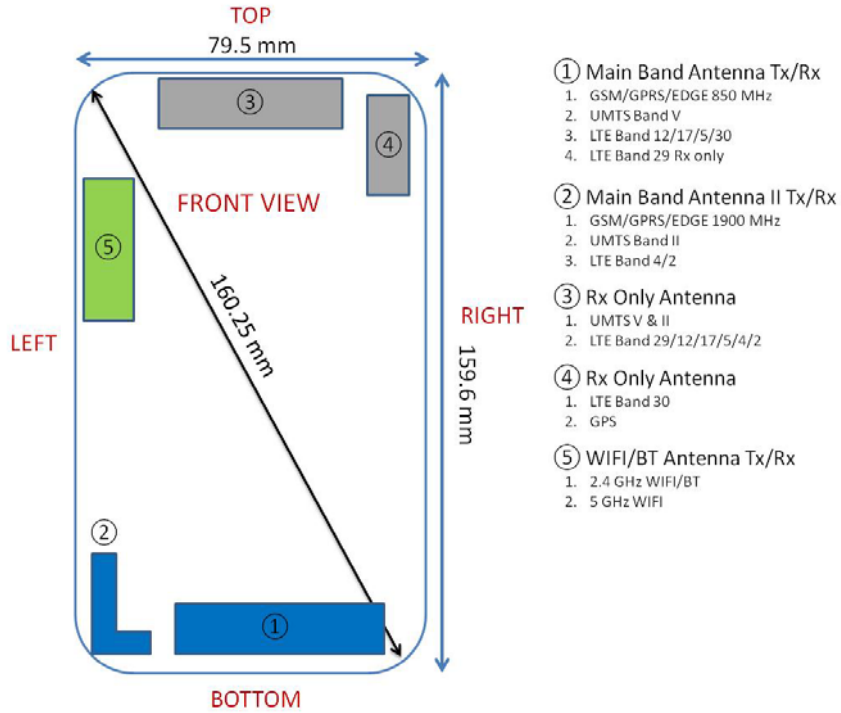


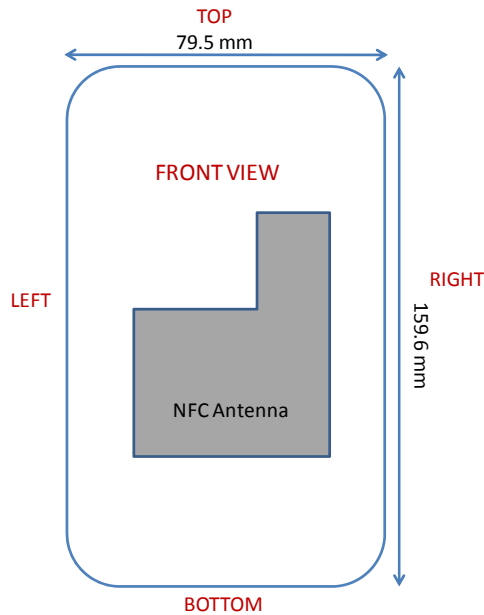
APPENDIX F: DUT ANTENNA DIAGRAM & SAR TEST SETUP PHOTOGRAPHS

FCC ID ZNFH900		SAR EVALUATION REPORT		Reviewed by: Quality Manager
Test Dates: 08/10/15 - 08/31/15	DUT Type: Portable Handset			APPENDIX F: Page 1 of 14





Note: Exact antenna dimensions and separation distances are shown in the Technical Descriptions in the FCC Filing.

**Figure F-1
DUT Antenna Locations**



**Figure F-2
NFC Antenna Locations**



FCC ID ZNFH900	 PCTEST ENGINEERING LABORATORY, INC.	SAR EVALUATION REPORT	 LG	Reviewed by: Quality Manager
Test Dates: 08/10/15 - 08/31/15	DUT Type: Portable Handset			APPENDIX F: Page 2 of 14



SAR Test Setup Photo 1: Right Cheek, Standard Cover



SAR Test Setup Photo 2: Right Cheek, Wireless Charging Cover



FCC ID ZNFH900		SAR EVALUATION REPORT		Reviewed by: Quality Manager
Test Dates: 08/10/15 - 08/31/15	DUT Type: Portable Handset			APPENDIX F: Page 3 of 14




SAR Test Setup Photo 3: Right Tilt, Standard Cover



SAR Test Setup Photo 4: Left Cheek, Standard Cover



FCC ID ZNFH900		SAR EVALUATION REPORT		Reviewed by: Quality Manager
Test Dates: 08/10/15 - 08/31/15	DUT Type: Portable Handset	APPENDIX F: Page 4 of 14		



SAR Test Setup Photo 5: Left Cheek, Wireless Charging Cover




SAR Test Setup Photo 6: Left Tilt, Standard Cover



FCC ID ZNFH900		SAR EVALUATION REPORT		Reviewed by: Quality Manager
Test Dates: 08/10/15 - 08/31/15	DUT Type: Portable Handset	APPENDIX F: Page 5 of 14		



SAR Test Setup Photo 7: Back Side, Standard Cover at 10 mm




SAR Test Setup Photo 8: Back Side, Wireless Charging Cover at 10 mm



FCC ID ZNFH900		SAR EVALUATION REPORT		Reviewed by: Quality Manager
Test Dates: 08/10/15 - 08/31/15	DUT Type: Portable Handset			APPENDIX F: Page 6 of 14



SAR Test Setup Photo 9: Back Side, Standard Cover at 0 mm



SAR Test Setup Photo 10: Back Side, Wireless Charging Cover at 0 mm



FCC ID ZNFH900		SAR EVALUATION REPORT		Reviewed by: Quality Manager
Test Dates: 08/10/15 - 08/31/15	DUT Type: Portable Handset			APPENDIX F: Page 7 of 14



SAR Test Setup Photo 11: Front Side, Standard Cover at 10 mm



SAR Test Setup Photo 12: Front Side, Wireless Charging Cover at 10 mm



FCC ID ZNFH900		SAR EVALUATION REPORT		Reviewed by: Quality Manager
Test Dates: 08/10/15 - 08/31/15	DUT Type: Portable Handset			APPENDIX F: Page 8 of 14



SAR Test Setup Photo 13: Front Side, Standard Cover at 0 mm



SAR Test Setup Photo 14: Top Edge, Standard Cover at 10 mm



FCC ID ZNFH900		SAR EVALUATION REPORT		Reviewed by: Quality Manager
Test Dates: 08/10/15 - 08/31/15	DUT Type: Portable Handset			APPENDIX F: Page 9 of 14




SAR Test Setup Photo 15: Top Edge, Standard Cover at 0 mm



SAR Test Setup Photo 16: Bottom Edge, Standard Cover at 10 mm



FCC ID ZNFH900		SAR EVALUATION REPORT		Reviewed by: Quality Manager
Test Dates: 08/10/15 - 08/31/15	DUT Type: Portable Handset			APPENDIX F: Page 10 of 14



SAR Test Setup Photo 17: Bottom Edge, Wireless Charging Cover at 10 mm




SAR Test Setup Photo 18: Right Edge, Standard Cover at 10 mm



FCC ID ZNFH900		SAR EVALUATION REPORT		Reviewed by: Quality Manager
Test Dates: 08/10/15 - 08/31/15	DUT Type: Portable Handset			APPENDIX F: Page 11 of 14



SAR Test Setup Photo 19: Right Edge, Wireless Charging Cover at 10 mm




SAR Test Setup Photo 20: Left Edge, Standard Cover at 10 mm



FCC ID ZNFH900		SAR EVALUATION REPORT		Reviewed by: Quality Manager
Test Dates: 08/10/15 - 08/31/15	DUT Type: Portable Handset	APPENDIX F: Page 12 of 14		

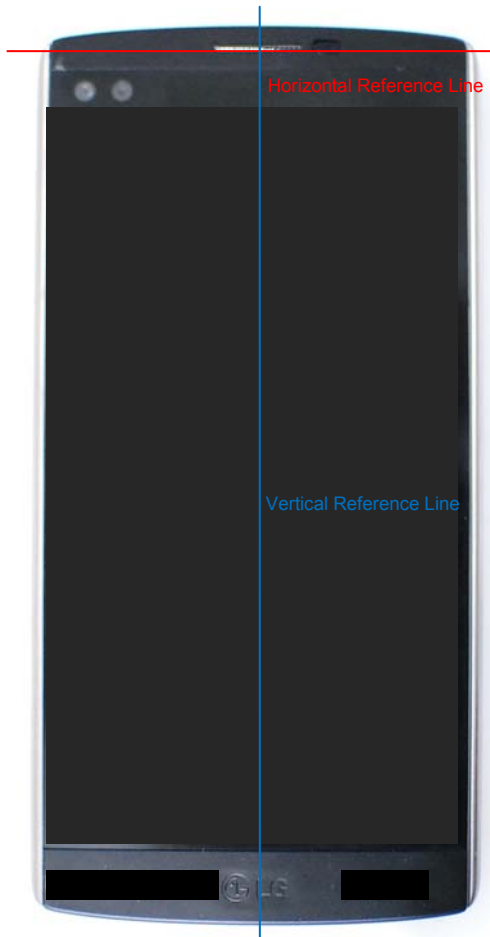


SAR Test Setup Photo 21: Left Edge, Wireless Charging Cover at 10 mm





SAR Test Setup Photo 22: Left Edge, Standard Cover at 0 mm

FCC ID ZNFH900		SAR EVALUATION REPORT		Reviewed by: Quality Manager
Test Dates: 08/10/15 - 08/31/15	DUT Type: Portable Handset	APPENDIX F: Page 13 of 14		



SAR Test Setup Photo 23: Horizontal and Vertical Reference Lines

FCC ID ZNFH900		SAR EVALUATION REPORT	 Reviewed by: Quality Manager
Test Dates: 08/10/15 - 08/31/15	DUT Type: Portable Handset	APPENDIX F: Page 14 of 14	