

## SAR TEST REPORT

**Applicant Name:**

**LG Electronics, MobileComm U.S.A., Inc.**  
1000 Sylvan Avenue, Englewood Cliffs NJ 07632

**Date of Issue: 03. 19, 2016**

**Test Report No.: HCT-A-1603-F001-2**  
**Test Site: HCT CO., LTD.**

**FCC ID:**

**ZNFH840**

**Equipment Type:**

**GSM/WCDMA/LTE Phone with Bluetooth, WLAN, NFC**

**Model Name:**

**LG-H840**

**Additional Model Names:**

**LGH840, H840, LG-H845, LGH845, H845, LG-H840AR, LGH840AR, H840AR**

**Testing has been carried out in accordance with:**

**47CFR §2.1093**  
**ANSI/ IEEE C95.1 – 1992**  
**IEEE 1528-2013**

**Date of Test:**

**01/27/2016~ 02/19/2016**

This device has been shown to be capable of compliance for localized specific absorption rate (SAR) for uncontrolled environment/general population exposure limits specified in FCC KDB procedures and had been tested in accordance with the measurement procedures specified in FCC KDB procedures.

I attest to the accuracy of data. All measurements reported herein were performed by me or were made under my supervision and are correct to the best of my knowledge and belief. I assume full responsibility for the completeness of these measurements and vouch for the qualifications of all persons taking them.

**Tested By**



**Young-Seok Yoo**  
**Test Engineer / SAR Team**  
**Certification Division**

**Reviewed By**



**Dong-Seob Kim**  
**Technical Manager / SAR Team**  
**Certification Division**

This report only responds to the tested sample and may not be reproduced, except in full, without written approval of the HCT Co., Ltd.

## Version

| <b>Rev.</b>       | <b>DATE</b>  | <b>DESCRIPTION</b>   |
|-------------------|--------------|--|
| HCT-A-1603-F001   | 03. 02, 2016 | First Approval Report  |
| HCT-A-1603-F001-1 | 03. 16, 2016 | <ul style="list-style-type: none"><li>• Revised Sec.2.1 Device description (Typo)</li><li>• Revised the Report (Revised typo – FCC Limit C95.1 version)</li><li>• Revised the TOC of the SAR Report.</li><li>• Revised the Sec. 9.3 LTE Band 4. (Typo)</li></ul> |
| HCT-A-1603-F001-2 | 03. 19, 2016 | <ul style="list-style-type: none"><li>• Revised Sec.1 the highest reported SAR Table.</li></ul>  |

# Table of Contents

|   |       |
|---|-------|
| 1. Attestation of Test Result of Device Under Test..... | 4     |
| 2. Device Under Test Description .....                  | 5     |
| 3. INTRODUCTION .....                                   | 1 7   |
| 4. DESCRIPTION OF TEST EQUIPMENT .....                  | 1 8   |
| 5. SAR MEASUREMENT PROCEDURE .....                      | 1 9   |
| 6. DESCRIPTION OF TEST POSITION.....                    | 2 1   |
| 7. ANSI/ IEEE C95.1 - 1992 RF EXPOSURE LIMITS.....      | 2 4   |
| 8. FCC SAR GENERAL MEASUREMENT PROCEDURES .....         | 2 5   |
| 9. Output Power Specifications .....                    | 3 0   |
| 10. SYSTEM VERIFICATION .....                           | 4 6   |
| 11. SAR TEST DATA SUMMARY .....                         | 4 9   |
| 12. Simultaneous SAR Analysis .....                     | 6 5   |
| 13. SAR Measurement Variability and Uncertainty.....    | 7 5   |
| 14. MEASUREMENT UNCERTAINTY .....                       | 7 6   |
| 15. SAR TEST EQUIPMENT.....                             | 7 7   |
| 16. CONCLUSION.....                                     | 7 8   |
| 17. REFERENCES .....                                    | 7 9   |
| Attachment 1. – SAR Test Plots.....                     | 8 1   |
| Attachment 2. – Dipole Verification Plots.....          | 1 1 7 |
| Attachment 3. – Probe Calibration Data .....            | 1 3 8 |
| Attachment 4. – Dipole Calibration Data .....           | 1 7 2 |
| Attachment 5. – SAR Tissue Characterization .....       | 2 3 4 |
| Attachment 6. – SAR SYSTEM VALIDATION .....             | 2 3 5 |

# 1. Attestation of Test Result of Device Under Test

| Test Laboratory |  |
|-----------------|--|
| Company Name:   | HCT Co., LTD   |
| Address         | 74, Seoicheon-ro 578beon-gil, Majang-myeon, Icheon-si, Gyeonggi-do, 17383, Rep. of Korea |
| Telephone       | +82 31 645 6300  |
| Fax.            | +82 31 645 6400  |

| Attestation of SAR test result |  |
|--------------------------------|--|
| Trade Name:                    | LG Electronics, MobileComm U.S.A., Inc.                          |
| FCC ID:                        | ZNFH840  |
| Model:                         | LG-H840  |
| Additional Model Names:        | LGH840, H840, LG-H845, LGH845, H845, LG-H840AR, LGH840AR, H840AR |
| EUT Type                       | GSM/WCDMA/LTE Phone with Bluetooth, WLAN, NFC                    |
| Application Type:              | Certification  |

| The Highest Reported SAR (W/Kg)           |                         |                 |                        |           |         |
|---|-------------------------|-----------------|------------------------|-----------|---------|
| Band                                      | Tx. Frequency<br>(MHz)  | Equipment Class | Reported 1g SAR (W/kg) |           |         |
|   |                         |                 | Head                   | Body-Worn | Hotspot |
| GSM/GPRS/EDGE 850                         | 824.2 - 848.8           | PCE             | 0.76                   | 0.84      | 0.84    |
| GSM/GPRS/EDGE 1900                        | 1 850.2 - 1 909.8       | PCE             | 0.63                   | 0.65      | 0.84    |
| UMTS 850                                  | 826.4 - 846.6           | PCE             | 0.58                   | 0.79      | 0.79    |
| UMTS 1700                                 | 1 712.4 ~ 1 752.6       | PCE             | 0.52                   | 0.78      | 1.01    |
| UMTS 1900                                 | 1852.4 - 1907.6         | PCE             | 0.57                   | 0.53      | 0.58    |
| LTE 2 (PCS)                               | 1 850.7 ~ 1 909.3       | PCE             | 0.64                   | 0.62      | 0.62    |
| LTE 4 (AWS)                               | 1 710.7 ~ 1 754.3       | PCE             | 0.47                   | 0.58      | 0.80    |
| LTE 5 (Cell)                              | 824.7 - 843             | PCE             | 0.47                   | 0.79      | 0.79    |
| LTE 7                                     | 2 502.5 ~ 2 567.5       | PCE             | 0.36                   | 1.12      | 1.12    |
| LTE 12                                    | 699.7 ~ 715.3           | PCE             | 0.22                   | 0.43      | 0.43    |
| 802.11b                                   | 2 412 - 2 462           | DTS             | 0.95                   | 0.14      | 0.14    |
| U-NII-1                                   | 5 180 ~ 5 240           | NII             | N/A                    |           |         |
| U-NII-2A                                  | 5 260 ~ 5 320           | NII             | 0.57                   | <0.10     | N/A     |
| U-NII-2C<5.65GHz                          | 5 500 ~ 5 580           | NII             | 1.07                   | <0.10     | N/A     |
| U-NII-2C>5.65GHz +U-NII-3                 | 5660 ~ 5 825            | NII             | 1.06                   | <0.10     | 0.11    |
| Bluetooth                                 | 2 402 - 2 480           | DSS/DTS         | N/A                    |           |         |
| Simultaneous SAR per KDB 690783 D01v01r03 |                         |                 | 1.59                   | 1.33      | 1.27    |
| Date(s) of Tests:                         | 01/27/2016 ~ 02/19/2016 |                 |                        |           |         |

Note :

1. There are no hardware differences between model names. Model names were separated for marketing purpose.

## 2. Device Under Test Description

### 2.1 DUT specification

| Device Wireless specification overview  |   |                                  |
|---|---|----------------------------------|
| Band & Mode   | Operating Mode  | Tx Frequency                     |
| GSM/GPRS/EDGE 850   | Voice / Data  | 824.2 – 848.8 MHz                |
| GSM/GPRS/EDGE 1900  | Voice / Data  | 1 850.2 – 1 909.8 MHz            |
| UMTS 850  | Voice / Data  | 826.4 – 846.6 MHz                |
| UMTS 1700   | Voice / Data  | 1 712.4 – 1 752.6 MHz            |
| UMTS 1900   | Voice / Data  | 1852.4 – 1907.6 MHz              |
| LTE Band 2 (PCS)  | Data  | 1850.7 – 1909.3 MHz              |
| LTE Band 4 (AWS)  | Data  | 1710.7 – 1754.3 MHz              |
| LTE Band 5 (Cell)   | Data  | 824.7 – 848.3 MHz                |
| LTE Band 7  | Data  | 2 502.5 – 2 567.5 MHz            |
| LTE Band 12   | Data  | 699.7 – 715.3 MHz                |
| LTE Band 17   | Data  | 706.5 – 713.5 MHz                |
| 2.4 GHz WLAN  | Data  | 2412.0– 2462.0 MHz               |
| U-NII-1   | Data  | 5180 – 5240 MHz                  |
| U-NII-2A  | Data  | 5260 – 5320 MHz                  |
| U-NII-2C  | Data  | 5500 – 5720 MHz                  |
| U-NII-3   | Data  | 5745 – 5825 MHz                  |
| Bluetooth   | Data  | 2402.0– 2480.0 MHz               |
| NFC   | Data  | 13.56 MHz                        |
| Device Description  |   |                                  |
| Device Dimension  | Overall (Length x Width) : 149.0 mm x 73.8 mm<br>Overall Diagonal : 156.86 mm     |                                  |
| Battery Options   | Standard  |                                  |
| Device Serial Numbers   | Mode  | Sample ID                        |
|   | GSM850/1900, UMTS850/1700/1900<br>LTE Band 2/4/7<br>LTE Band 5/12/17<br>Wi-Fi SAR | 2BMA4<br>2BMA3<br>2D2KK<br>2BM7Y |
| Several samples with identical hardware were used to SAR testing.<br>The manufacturer has confirmed that the devices tested have the same physical, mechanical and thermal characteristics are within operational tolerances expected for production units. |   |                                  |

## 2.2 DUT Wireless mode

| Wireless Modulation | Band                       | Operating Mode  |  | Duty Cycle  |
|---------------------|----------------------------|---|--|---|
| GSM                 | 850<br>1900                | Voice(GMSK)<br>GPRS (GMSK)<br>EGPRS (8PSK)  | GPRS/ EDGE<br>Multi-Slot Class:<br>Class 33 – 4 Up, 5 Down<br>Mode class B | GSM Voice: 12.5%<br>GPRS 1 Slot: 12.5%<br>2 Slots : 25%<br>3 Slots : 37.5%<br>4 Slots : 50% |
| WCDMA (UMTS)        | Band 5<br>Band 4<br>Band 2 | UMTS Rel.99 (Voice / DATA)<br>HSDPA (Rel. 5)<br>HSUPA (Rel. 6)<br>HSPA+ (Rel. 7) (Uplink QPSK Only)<br>DC-HSDPA (Rel.8) |  | 100 %   |
| LTE Band            | 2 (PCS)                    | Data (QPSK, 16QAM)  |  | 100 % (FDD)   |
|                     | 4 (AWS)                    | Data (QPSK, 16QAM)  |  | 100 % (FDD)   |
|                     | 5 (Cell)                   | Data (QPSK, 16QAM)  |  | 100 % (FDD)   |
|                     | 7                          | Data (QPSK, 16QAM)  |  | 100 % (FDD)   |
|                     | 12                         | Data (QPSK, 16QAM)  |  | 100 % (FDD)   |
|                     | 17                         | Data (QPSK, 16QAM)  |  | 100 % (FDD)   |
| 2.4 GHz WLAN        |                            | Data  | 802.11 b, 802.11 g, 802.11 n (HT20),<br>802.11ac (HT20)                    | 99.27%  |
| 5 GHz WLAN          |                            | Data  | 802.11 a, 802.11 n (HT20/HT40)<br>802.11 ac (VHT20/VHT40/VHT80)            | 95.31%  |
| Bluetooth           |                            | Data  | 4.2 LE   | N/A   |

## 2.3 LTE information

| Item.                               |             | Description   |             |        |             |        |             |        |             |        |             |
|-------------------------------------|-------------|---|-------------|--------|-------------|--------|-------------|--------|-------------|--------|-------------|
| Frequency Range:                    |             | Band 2: 1 850.7 MHz ~ 1 909.3 MHz                     |             |        |             |        |             |        |             |        |             |
|                                     |             | Band 4: 1 710.7 MHz ~ 1 754.3 MHz                     |             |        |             |        |             |        |             |        |             |
|                                     |             | Band 5: 824.7 MHz ~ 848.3 MHz                         |             |        |             |        |             |        |             |        |             |
|                                     |             | Band 7: 2 502.5 MHz ~ 2 567.5 MHz                     |             |        |             |        |             |        |             |        |             |
|                                     |             | Band 12: 699.7 MHz~ 715.3 MHz                         |             |        |             |        |             |        |             |        |             |
|                                     |             | Band 17: 706.5 MHz~ 713.5 MHz                         |             |        |             |        |             |        |             |        |             |
| Channel Bandwidths                  |             | Band 2: 1.4 MHz, 3 MHz, 5 MHz, 10 MHz, 15 MHz, 20 MHz |             |        |             |        |             |        |             |        |             |
|                                     |             | Band 4: 1.4 MHz, 3 MHz, 5 MHz, 10 MHz, 15 MHz, 20 MHz |             |        |             |        |             |        |             |        |             |
|                                     |             | Band 5: 1.4 MHz, 3 MHz, 5 MHz, 10 MHz                 |             |        |             |        |             |        |             |        |             |
|                                     |             | Band 7: 5 MHz, 10 MHz, 15MHz, 20MHz                   |             |        |             |        |             |        |             |        |             |
|                                     |             | Band 12: 1.4 MHz, 3 MHz, 5 MHz, 10 MHz                |             |        |             |        |             |        |             |        |             |
|                                     |             | Band 17: 5 MHz, 10 MHz                                |             |        |             |        |             |        |             |        |             |
| Channel Number s& Frequencies(MHz): |             |   |             |        |             |        |             |        |             |        |             |
| <b>Band 2</b>                       |             |   |             |        |             |        |             |        |             |        |             |
| 1.4 MHz                             |             | 3 MHz   |             | 5 MHz  |             | 10 MHz |             | 15 MHz |             | 20 MHz |             |
| Ch.                                 | Freq. (MHz) | Ch.   | Freq. (MHz) | Ch.    | Freq. (MHz) | Ch.    | Freq. (MHz) | Ch.    | Freq. (MHz) | Ch.    | Freq. (MHz) |
| 18607                               | 1850.7      | 18615   | 1851.5      | 18625  | 1852.5      | 18650  | 1855        | 18675  | 1857.5      | 18700  | 1860        |
| 18900                               | 1880.0      | 18900   | 1880.0      | 18900  | 1880.0      | 18900  | 1880        | 18900  | 1880.0      | 18900  | 1880        |
| 19193                               | 1909.3      | 19185   | 1908.5      | 19175  | 1907.5      | 19150  | 1905        | 19125  | 1902.5      | 19100  | 1900        |
| <b>Band 4</b>                       |             |   |             |        |             |        |             |        |             |        |             |
| 1.4 MHz                             |             | 3 MHz   |             | 5 MHz  |             | 10 MHz |             | 15 MHz |             | 20 MHz |             |
| Ch.                                 | Freq. (MHz) | Ch.   | Freq. (MHz) | Ch.    | Freq. (MHz) | Ch.    | Freq. (MHz) | Ch.    | Freq. (MHz) | Ch.    | Freq. (MHz) |
| 19957                               | 1 710.7     | 19965   | 1 711.5     | 19975  | 1 712.5     | 20000  | 1 715.0     | 20025  | 1 717.5     | 20050  | 1 720.0     |
| 20175                               | 1 732.5     | 20175   | 1 732.5     | 20175  | 1 732.5     | 20175  | 1 732.5     | 20175  | 1 732.5     | 20175  | 1 732.5     |
| 20393                               | 1 754.3     | 20385   | 1 753.5     | 20375  | 1 752.5     | 20350  | 1 750.0     | 20325  | 1 747.5     | 20300  | 1 745.0     |
| <b>Band 5</b>                       |             |   |             |        |             |        |             |        |             |        |             |
| 1.4 MHz                             |             | 3 MHz   |             | 5 MHz  |             | 10 MHz |             |        |             |        |             |
| Ch.                                 | Freq. (MHz) | Ch.   | Freq. (MHz) | Ch.    | Freq. (MHz) | Ch.    | Freq. (MHz) | Ch.    | Freq. (MHz) | Ch.    | Freq. (MHz) |
| 20407                               | 824.7       | 20415   | 825.5       | 20425  | 826.5       | 20450  | 829.0       |        |             |        |             |
| 20525                               | 836.5       | 20525   | 836.5       | 20525  | 836.5       | 20525  | 836.5       |        |             |        |             |
| 20643                               | 848.3       | 20635   | 847.5       | 20625  | 846.5       | 20600  | 844.0       |        |             |        |             |
| <b>Band 7</b>                       |             |   |             |        |             |        |             |        |             |        |             |
| 5 MHz                               |             | 10 MHz  |             | 15 MHz |             | 20 MHz |             |        |             |        |             |
| Ch.                                 | Freq. (MHz) | Ch.   | Freq. (MHz) | Ch.    | Freq. (MHz) | Ch.    | Freq. (MHz) | Ch.    | Freq. (MHz) | Ch.    | Freq. (MHz) |
| 20775                               | 2 502.5     | 20800   | 2 505       | 20825  | 2 507.5     | 20850  | 2 510       |        |             |        |             |
| 21100                               | 2 535.0     | 21100   | 2 535       | 21100  | 2 535.0     | 21100  | 2 535       |        |             |        |             |
| 21425                               | 2 567.5     | 21400   | 2 565       | 21375  | 2 562.5     | 21350  | 2 560       |        |             |        |             |
| <b>Band 12</b>                      |             |   |             |        |             |        |             |        |             |        |             |
| 1.4 MHz                             |             | 3 MHz   |             | 5 MHz  |             | 10 MHz |             |        |             |        |             |
| Ch.                                 | Freq. (MHz) | Ch.   | Freq. (MHz) | Ch.    | Freq. (MHz) | Ch.    | Freq. (MHz) | Ch.    | Freq. (MHz) | Ch.    | Freq. (MHz) |
| 23017                               | 699.7       | 23025   | 700.5       | 23035  | 701.5       | 23060  | 704.0       |        |             |        |             |
| 23095                               | 707.5       | 23095   | 707.5       | 23095  | 707.5       | 23095  | 707.5       |        |             |        |             |
| 23173                               | 715.3       | 23165   | 714.5       | 23155  | 713.5       | 23130  | 711.0       |        |             |        |             |
| <b>Band 17</b>                      |             |   |             |        |             |        |             |        |             |        |             |
| 5 MHz                               |             |   |             | 10 MHz |             |        |             |        |             |        |             |
| Ch.                                 | Freq. (MHz) |   |             | Ch.    | Freq. (MHz) |        |             | Ch.    | Freq. (MHz) |        |             |
| 23755                               | 706.5       |   |             | 23780  | 709.0       |        |             |        |             |        |             |
| 23790                               | 710.0       |   |             | 23790  | 710.0       |        |             |        |             |        |             |
| 23825                               | 713.5       |   |             | 23800  | 711.0       |        |             |        |             |        |             |

| Item.  | Description   |
|--|---|
| UE Category                                    | UE Category 6, Rel. 10  |
| Modulations Supported in UL                    | QPSK, 16QAM   |
| LTE voice/data requirements                    | Data Only,  |
|  | LTE voice is available via VoIP. Considering the users may install 3rd party software to enable VoIP, LTE Head SAR is also evaluated.   |
| LTE MPR options                                | The EUT incorporates MPR as per 3GPP TS 36.101 sec. 6.2.3 ~ 6.2.5 (Manufacturer attestation to be provided)   |
|  | The MPR is permanently built-in by design as a mandatory.   |
|  | A-MPR is not implemented in the DUT.  |
| Power reduction explanation                    | This device doesn't implements power reduction.   |
| LTE Carrier Aggregation                        | This EUT does not support LTE CA.   |
| LTE Carrier Aggregation Additional Information | This device does support LTE CA features on 3GPP Release 10. Due to carrier capability, only the combinations listed above are supported. The following LTE Release 10 features are not supported. Relay, HetNet, Enhanced MIMO, eICI, WiFi offloading, MDH, eMBMA, Cross-Carrier Scheduling, Enhanced SC-FDMA. |



## 2.4 TEST METHODOLOGY and Procedures

The tests documented in this report were performed in accordance with IEEE Standard 1528-2013 & IEEE 1528-2005 and the following published KDB procedures.

- FCC KDB Publication 941225 D01 3G SAR Procedures v03r01
- FCC KDB Publication 941225 D06 Hot Spot SAR v02r01
- FCC KDB Publication 941225 D05 SAR for LTE Devices v02r05
- FCC KDB Publication 941225 D05A LTE Rel.10 KDB Inquiry sheet v01r02
- FCC KDB Publication 248227 D01 802.11 Wi-Fi SAR v02r02
- FCC KDB Publication 447498 D01 General SAR Guidance v06
- FCC KDB Publication 648474 D04 Handset SAR v01r03
- FCC KDB Publication 865664 D01 SAR measurement 100 MHz to 6 GHz v01r04
- FCC KDB Publication 865664 D02 SAR Reporting v01r02
- October 2013 TCB Workshop Notes (GPRS testing criteria)
- April 2015 TCB Workshop Notes (Simultaneous transmission summation clarified)

## 2.5 Nominal and Maximum Output Power Specifications

This device operates using the following maximum output power specifications. SAR values were scaled to the maximum allowed power to determine compliance per KDB publication 447498 D01v06.

| Mode / Band        |         | Voice (dBm) | Burst Average GMSK (dBm) |           |           |           | Burst Average 8-PSK (dBm) |           |           |           |
|--------------------|---------|-------------|--------------------------|-----------|-----------|-----------|---------------------------|-----------|-----------|-----------|
|                    |         | 1 Tx Slot   | 1 Tx Slot                | 2 Tx Slot | 3 Tx Slot | 4 Tx Slot | 1 Tx Slot                 | 2 Tx Slot | 3 Tx Slot | 4 Tx Slot |
| GSM/GPRS/EDGE 850  | Maximum | 33.7        | 33.7                     | 31.7      | 29.7      | 27.7      | 26.7                      | 25.7      | 24.7      | 23.7      |
|                    | Nominal | 33.2        | 33.2                     | 31.2      | 29.2      | 27.2      | 26.2                      | 25.2      | 24.2      | 23.2      |
| GSM/GPRS/EDGE 1900 | Maximum | 31.7        | 31.7                     | 29.7      | 27.7      | 25.7      | 26.7                      | 25.7      | 24.7      | 23.7      |
|                    | Nominal | 31.2        | 31.2                     | 29.2      | 27.2      | 25.2      | 26.2                      | 25.2      | 24.2      | 23.2      |

| Mode / Band            |         | 3GPP WCDMA | 3GPP HSDPA(dBm) |           |           |           | 3GPP HSUPA(dBm) |           |           |           |           | DC-HSDPA(dBm) |           |           |           |
|------------------------|---------|------------|-----------------|-----------|-----------|-----------|-----------------|-----------|-----------|-----------|-----------|---------------|-----------|-----------|-----------|
|                        |         |            | Sub test1       | Sub test2 | Sub test1 | Sub test1 | Sub test1       | Sub test1 | Sub test3 | Sub test4 | Sub Test5 | Sub test1     | Sub test2 | Sub test3 | Sub test4 |
| UMTS Band 5 (850 MHz)  | Maximum | 24.7       | 24.7            | 23.0      | 23.0      | 23.0      | 23.0            | 22.7      | 23.7      | 22.7      | 24.7      | 23.0          | 23.0      | 22.5      | 22.5      |
|                        | Nominal | 24.2       | 24.2            | 22.5      | 22.5      | 22.5      | 22.5            | 22.2      | 23.2      | 22.2      | 24.2      | 22.5          | 22.5      | 22.0      | 22.0      |
| UMTS Band 4 (1700 MHz) | Maximum | 23.7       | 23.7            | 22.0      | 22.0      | 22.0      | 22.0            | 21.7      | 22.7      | 21.7      | 23.7      | 22.0          | 22.0      | 21.5      | 21.5      |
|                        | Nominal | 23.2       | 23.2            | 21.5      | 21.5      | 21.5      | 21.5            | 21.2      | 22.2      | 21.2      | 23.2      | 21.5          | 21.5      | 21.0      | 21.0      |
| UMTS Band 2 (1900 MHz) | Maximum | 22.7       | 22.7            | 22.0      | 22.0      | 22.0      | 22.0            | 20.7      | 21.7      | 20.7      | 22.7      | 22.0          | 22.0      | 21.5      | 21.5      |
|                        | Nominal | 22.2       | 22.2            | 21.5      | 21.5      | 21.5      | 21.5            | 20.2      | 21.2      | 20.2      | 22.2      | 21.5          | 21.5      | 21.0      | 21.0      |

| Mode / Band       |         | Modulated Average (dBm) |  |
|-------------------|---------|-------------------------|--|
| LTE Band 2 (PCS)  | Maximum | 22.7                    |  |
|                   | Nominal | 22.2                    |  |
| LTE Band 4 (AWS)  | Maximum | 22.7                    |  |
|                   | Nominal | 22.2                    |  |
| LTE Band 5 (Cell) | Maximum | 24.7                    |  |
|                   | Nominal | 24.2                    |  |
| LTE Band 7        | Maximum | 22.4                    |  |
|                   | Nominal | 21.9                    |  |
| LTE Band 12       | Maximum | 24.7                    |  |
|                   | Nominal | 24.2                    |  |
| LTE Band 17       | Maximum | 24.7                    |  |
|                   | Nominal | 24.2                    |  |

| Mode / Band                  |         | Modulated Average (dBm) |    |      |
|------------------------------|---------|-------------------------|----|------|
| IEEE 802.11b (2.4 GHz)       | CH.     | 1~5                     | 6  | 7~11 |
|                              | Maximum | 18                      | 19 | 18   |
| IEEE 802.11g (2.4 GHz)       | Maximum | 15                      | 16 | 15   |
|                              | Nominal | 14                      | 15 | 14   |
| IEEE 802.11n (2.4 GHz) HT20  | Maximum | 14                      | 15 | 14   |
|                              | Nominal | 13                      | 14 | 13   |
| IEEE 802.11ac (2.4 GHz) HT20 | Maximum | 13                      | 14 | 13   |
|                              | Nominal | 12                      | 13 | 12   |

| Band (GHz)       | Mode             | Ch #    | Freq. (MHz) | Power Tolerance (dBm) |         |
|------------------|------------------|---------|-------------|-----------------------|---------|
|                  |                  |         |             | Maximum               | Nominal |
| 5 GHz            | 802.11a (5GHz)   | 36-48   | 5180-5240   | 14                    | 13      |
|                  |                  | 54-64   | 5260-5320   | 14                    | 13      |
|                  |                  | 100-140 | 5500-5700   | 14                    | 13      |
|                  |                  | 149-165 | 5745-5825   | 14                    | 13      |
|                  | 802.11n (20MHz)  | 36-48   | 5180-5240   | 13                    | 12      |
|                  |                  | 54-64   | 5260-5320   | 13                    | 12      |
|                  |                  | 100-140 | 5500-5700   | 13                    | 12      |
|                  |                  | 149-165 | 5745-5825   | 13                    | 12      |
|                  | 802.11ac (20MHz) | 36-48   | 5180-5240   | 12                    | 11      |
|                  |                  | 54-64   | 5260-5320   | 12                    | 11      |
|                  |                  | 100-140 | 5500-5700   | 12                    | 11      |
|                  |                  | 149-165 | 5745-5825   | 12                    | 11      |
|                  | 802.11n (40MHz)  | 38      | 5190        | 13.5                  | 12.5    |
|                  |                  | 46      | 5230        | 13.5                  | 12.5    |
|                  |                  | 54      | 5270        | 13.5                  | 12.5    |
|                  |                  | 62      | 5310        | 13.5                  | 12.5    |
|                  |                  | 102     | 5510        | 13.5                  | 12.5    |
|                  |                  | 110     | 5550        | 13.5                  | 12.5    |
|                  |                  | 134     | 5670        | 13.5                  | 12.5    |
|                  |                  | 142     | 5710        | 13.5                  | 12.5    |
|                  |                  | 151     | 5755        | 13.5                  | 12.5    |
|                  |                  | 159     | 5795        | 13.5                  | 12.5    |
|                  | 802.11ac (40MHz) | 38      | 5190        | 12.5                  | 11.5    |
|                  |                  | 46      | 5230        | 12.5                  | 11.5    |
|                  |                  | 54      | 5270        | 12.5                  | 11.5    |
|                  |                  | 62      | 5310        | 12.5                  | 11.5    |
|                  |                  | 102     | 5510        | 12.5                  | 11.5    |
|                  |                  | 110     | 5550        | 12.5                  | 11.5    |
|                  |                  | 134     | 5670        | 12.5                  | 11.5    |
|                  |                  | 142     | 5710        | 12.5                  | 11.5    |
|                  |                  | 151     | 5755        | 12.5                  | 11.5    |
|                  |                  | 159     | 5795        | 12.5                  | 11.5    |
| 802.11ac (80MHz) | 42               | 5210    | 12.5        | 11.5                  |         |
|                  | 58               | 5290    | 12.5        | 11.5                  |         |
|                  | 106              | 5530    | 12.5        | 11.5                  |         |
|                  | 138              | 5690    | 12.5        | 11.5                  |         |
|                  | 155              | 5775    | 12.5        | 11.5                  |         |

| Mode/Band               |         | Modulated Average<br>(dBm)<br>Low/High CH(0, 78) | Modulated Average<br>(dBm)<br>Mid CH(39) |
|-------------------------|---------|--|--|
| Bluetooth (1Mbps, GFSK) | Maximum | 9  | 10                                       |
|                         | Nominal | 8  | 9  |
| Bluetooth (2Mbps, GFSK) | Maximum | 6.5  | 7.5                                      |
|                         | Nominal | 5.5  | 6.5                                      |
| Bluetooth (3Mbps, GFSK) | Maximum | 6.5  | 7.5                                      |
|                         | Nominal | 5.5  | 6.5                                      |
| Bluetooth LE            | Maximum | -1   | 0  |

## 2.6 DUT Antenna Locations

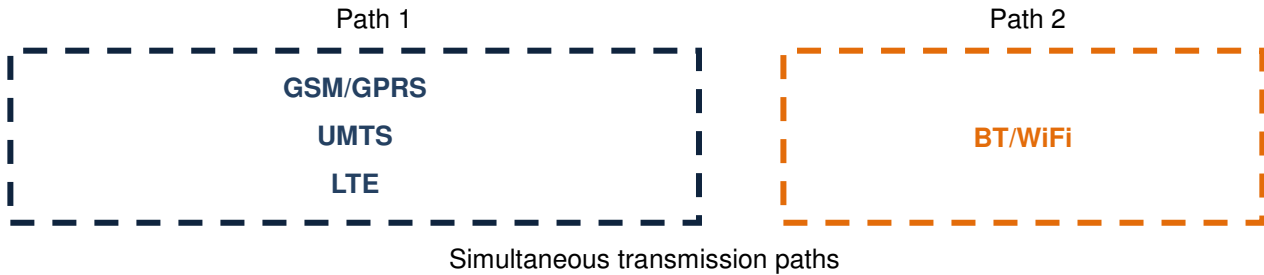
| Device Edges / Sides for SAR Testing |      |       |      |       |        |     |
|--------------------------------------|------|-------|------|-------|--------|-----|
| Mode                                 | Rear | Front | Left | Right | Bottom | Top |
| GSM/GPRS 850                         | Yes  | Yes   | Yes  | Yes   | Yes    | No  |
| GSM/GPRS 1900                        | Yes  | Yes   | No   | Yes   | Yes    | No  |
| UMTS 850                             | Yes  | Yes   | Yes  | Yes   | Yes    | No  |
| UMTS 1700                            | Yes  | Yes   | No   | Yes   | Yes    | No  |
| UMTS 1900                            | Yes  | Yes   | No   | Yes   | Yes    | No  |
| LTE Band 2                           | Yes  | Yes   | No   | Yes   | Yes    | No  |
| LTE Band 4                           | Yes  | Yes   | No   | Yes   | Yes    | No  |
| LTE Band 5                           | Yes  | Yes   | Yes  | Yes   | Yes    | No  |
| LTE Band 7                           | Yes  | Yes   | Yes  | Yes   | Yes    | No  |
| LTE Band 12                          | Yes  | Yes   | Yes  | Yes   | Yes    | No  |
| 2.4 GHz WLAN                         | Yes  | Yes   | Yes  | No    | No     | Yes |
| 5 GHz WLAN                           | Yes  | Yes   | Yes  | No    | No     | Yes |

Particular EUT edges were not required to be evaluated for Wireless Router SAR if the edges were > 25 mm from the transmitting antenna according to FCC KDB 941225 D06v02r01 on page 2. The distance between the transmit antennas and the edges of the device are included in the filing. The overall dimensions of this device are > 9 X 5 cm. The overall diagonal dimension of the device is < 160 mm and the diagonal display is < 150 mm.

\* Note: All test configurations are based on front view position.

## 2.7 SAR Summation Scenario

According to FCC KDB 447498 D01v06, transmitters are considered to be transmitting simultaneously when there is overlapping transmission, with the exception of transmissions during network hand-offs with maximum hand-off duration less than 30 seconds. Possible transmission paths for the EUT are shown below paths and are mode in same rectangle to indicate communication modes which share the same path. Modes which share the same transmission path cannot transmit simultaneously with one another.



This device contains multiple transmitters that may operate simultaneously, and therefore requires a simultaneous transmission analysis according to FCC KDB 447498 D01v06.

FCC KDB 447498 D01v06 General RF Exposure Guidance introduces a new formula for calculating the SAR a Peak Location Ratio(SPLSR) between pairs of simultaneously transmitting antennas:

$$SPLSR = (SAR_1 + SAR_2)^{1.5} / Ri$$

Where:

$SAR_1$  is the highest measured or estimated SAR for the first of a pair of simultaneous transmitting antennas, in a specific test operating mode and exposure condition

$SAR_2$  is the highest measured of estimated SAR for the second of a pair of simultaneous transmitting antennas, in the same test operating mode and exposure condition as the first

$Ri$  is the separation distance between the pair of simultaneous transmitting antennas, When the SAR is measured, for both antennas in the pair, it is determined by the actual x, y and z coordinates in the 1-g SAR for each SAR peak location, based on the extrapolated and interpolated result in the zoom scan measurement, using the formula of  $[(X_1 - X_2)^2 + (Y_1 - Y_2)^2 + (Z_1 - Z_2)^2]$

In order for a pair of simultaneous transmitting antennas with the sum of 1-g SAR > 1.6 W/kg to qualify for exemption from Simultaneous Transmission SAR measurements, it has to satisfy the condition of:

$$(SAR_1 + SAR_2)^{1.5} / Ri \leq 0.04$$

| Simultaneous Transmission Scenarios |      |           |         |
|-------------------------------------|------|-----------|---------|
| Applicable Combination              | Head | Body-Worn | Hotspot |
| GSM Voice + 2.4 GHz WiFi            | Yes  | Yes       | N/A     |
| GSM Voice + 5 GHz WiFi              | Yes  | Yes       | N/A     |
| GSM Voice + 2.4 GHz Bluetooth       | N/A  | Yes       | N/A     |
| GPRS + 2.4 GHz WiFi                 | Yes  | Yes       | Yes     |
| GPRS + 5 GHz WiFi                   | Yes  | Yes       | Yes     |
| GPRS + 2.4 GHz Bluetooth            | N/A  | Yes       | N/A     |
| UMTS+ 2.4 GHz WiFi                  | Yes  | Yes       | Yes     |
| UMTS+ 5 GHz WiFi                    | Yes  | Yes       | Yes     |
| UMTS+ 2.4 GHz Bluetooth             | N/A  | Yes       | N/A     |
| LTE+ 2.4 GHz WiFi                   | Yes  | Yes       | Yes     |
| LTE+ 5 GHz WiFi                     | Yes  | Yes       | Yes     |
| LTE+ 2.4 GHz Bluetooth              | N/A  | Yes       | N/A     |

1. 2.4 GHz WLAN and 2.4 GHz Bluetooth share antenna path and cannot transmit simultaneously
2. All licensed modes share the same antenna path and cannot transmit simultaneously.
3. UMTS +WLAN scenario also represents the UMTS Voice/DATA + WLAN hotspot scenario.
4. LTE is considered pre-installed VOIP applications.
5. This device does not support VoLTE.
6. The highest reported SAR for each exposure condition is used for SAR summation purpose.
7. 5 GHz wireless Mobile Hotspot is only supported for the U-NII-3 Band, therefore , U-NII1,U-NII-2A and U-NII-2C bands were not evaluated for Mobile Hotspot conditions.

## 2.8 SAR Test Exclusions Applied

### (A) BT & LE

Per FCC KDB 447498 D01v06, The SAR exclusion threshold for distance < 50mm is defined by the following equation:

$$\frac{\text{MaxPowerofChannel(mW)}}{\text{TestSeparationDistance(mm)}} * \sqrt{\text{Frequency(GHz)}} \leq 3.0$$

| Mode         | Frequency | Maximum Allowed Power | Separation Distance | ≤ 3.0 |
|--------------|-----------|-----------------------|---------------------|-------|
|              | [MHz]     | [mW]                  | [mm]                |       |
| Bluetooth    | 2 480     | 10                    | 10                  | 1.57  |
| Bluetooth LE | 2 480     | 1                     | 10                  | 0.16  |

Based on the maximum conducted power of Bluetooth and antenna to use separation distance, Bluetooth SAR was not required  $[(10/10)*\sqrt{2.480}] = 1.57 < 3.0$ .

Based on the maximum conducted power of Bluetooth LE and antenna to use separation distance, Bluetooth LE SAR was not required  $[(1/10)*\sqrt{2.480}] = 0.16 < 3.0$ .

This device contains transmitters that may operate simultaneously. Therefore simultaneous transmission analysis is required. Per FCC KDB 447498 D01v06 IV.C.1iii, simultaneous transmission SAR test exclusion may be applied when the sum of the 1-g SAR for all the simultaneous transmitting antennas in a specific a physical test configuration is ≤ 1.6W/kg. When standalone SAR is not required to be measured per FCC KDB 447498 D01v06 4.3.22, the following equation must be used to estimate the standalone 1-g SAR for simultaneous transmission assessment involving that transmitter.

$$\text{Estimated SAR} = \frac{\sqrt{f(\text{GHZ})}}{7.5} * \frac{(\text{Max Power of channel mW})}{\text{Min Seperation Distance}}$$

| Mode         | Frequency | Maximum Allowed Power | Separation Distance (Body) | Estimated SAR (Body) |
|--------------|-----------|-----------------------|----------------------------|----------------------|
|              | [MHz]     | [mW]                  | [mm]                       | [W/kg]               |
| Bluetooth    | 2 480     | 10                    | 10                         | 0.21                 |
| Bluetooth LE | 2 480     | 1                     | 10                         | 0.02                 |

**Note :**

1) Held-to ear configurations are not applicable to Bluetooth and Bluetooth LE operations and therefore were not considered for simultaneous transmission. The Estimated SAR results were determined according to FCC KDB447498 D01v06.

2) The frequency of Bluetooth and Bluetooth LE using for estimated SAR was selected highest channel of Bluetooth LE for highest estimated SAR.

## (B)Licensed Transmitter(s)

GSM/GPRS/EDGE DTM is not supported for US bands. Therefore, the GSM Voice modes in this report do not transmit simultaneously with GPRS/EDGE Data.

This device is only capable of QPSK HSUPA in the uplink. Therefore, no additional SAR tests are required beyond that described for devices with HSUPA in KDB 941225 D01v03r01.

LTE SAR for the higher modulations and lower bandwidths were not tested since the maximum average output power of all required channels and configurations was not more than 0.5 dB higher than the highest bandwidth; and the reported LTE SAR for the highest bandwidth was less than 1.45 W/kg for all configurations according to FCC KDB 941225 D05v02r05.

Per FCC KDB 941225 D01v03r01, 12.2 kbps RMC is the primary mode and HSPA (HSUPA/HSDPA with RMC) is the secondary mode.

Per FCC KDB 941225 D01v03r01, The SAR test exclusion is applied to the secondary mode by the following equation.

$$\text{Adjusted SAR} = \text{Highest Reported SAR} * \frac{\text{Secondary Max tune - up (mW)}}{\text{Primary Max tune tune - up(mW)}} \leq 1.2 \text{ W/kg.}$$

Based on the highest Reported SAR, the secondary mode is not required.

$$[1.013 * (234/234)] = 1.013\text{W/kg} \leq 1.2 \text{ W/kg}$$

And the maximum output power and tune-up tolerance in secondary mode is  $\leq 0.25$  dB higher than the primary mode.



### 3. INTRODUCTION

The FCC has adopted the guidelines for evaluating the environmental effects of radio frequency radiation in ET Docket 93-62 on Aug. 6, 1996 to protect the public and workers from the potential hazards of RF emissions due to FCC-regulated portable devices.

The safety limits used for the environmental evaluation measurements are based on the criteria published by the American National Standards Institute (ANSI) for localized specific absorption rate (SAR) in IEEE/ANSI C95.1-1992 Standard for Safety Levels with Respect to Human Exposure to Radio Frequency Electromagnetic Fields, 3 kHz to 300 GHz. 1992 by the Institute of Electrical and Electronics Engineers, Inc., , New York 10017. The measurement procedure described in IEEE/ANSI C95.3-1992 Recommended Practice for the Measurement of Potentially Hazardous Electromagnetic Fields - RF and Microwave is used for guidance in measuring SAR due to the RF radiation exposure from the Equipment Under Test (EUT). These criteria for SAR evaluation are similar to those recommended by the National Council on Radiation Protection and Measurements (NCRP) in Biological Effects and Exposure Criteria for Radio frequency Electromagnetic Fields,” NCRP Report No. 86 NCRP, 1986, Bethesda, MD 20814. SAR is a measure of the rate of energy absorption due to exposure to an RF transmitting source. SAR values have been related to threshold levels for potential biological hazards.

#### SAR Definition

Specific Absorption Rate (SAR) is defined as the time derivative of the incremental electromagnetic energy ( $dW$ ) absorbed by (dissipated in) an incremental mass ( $dm$ ) contained in a volume element ( $dV$ ) of a given density ( $\rho$ ). It is also defined as the rate of RF energy absorption per unit mass at a point in an absorbing body.

$$SAR = \frac{d}{dt} \left( \frac{dU}{dm} \right) = \frac{d}{dt} \left( \frac{dU}{\rho dV} \right)$$

Figure 1. SAR Mathematical Equation

*SAR is expressed in units of Watts per Kilogram (W/kg)*

$$SAR = \sigma E^2 / \rho$$

Where:

- $\sigma$  = conductivity of the tissue-simulant material (S/m)
- $\rho$  = mass density of the tissue-simulant material (kg/m<sup>3</sup>)
- $E$  = Total RMS electric field strength (V/m)

NOTE: The primary factors that control rate of energy absorption were found to be the wavelength of the incident field in relations to the dimensions and geometry of the irradiated organism, the orientation of the organism in relation to the polarity of field vectors, the presence of reflecting surfaces, and whether conductive contact is made by the organism with a ground plane.

## 4. DESCRIPTION OF TEST EQUIPMENT

### 4.1 SAR MEASUREMENT SETUP

These measurements are performed using the DASY4 & DASY5 automated dosimetric assessment system. It is made by Schmid & Partner Engineering AG (SPEAG) in Zurich, Switzerland. It consists of high precision robotics system (Staubli), robot controller, Pentium III computer, near-field probe, probe alignment sensor, and the generic twin phantom containing the brain equivalent material. The robot is a six-axis industrial robot performing precise movements to position the probe to the location (points) of maximum electromagnetic field (EMF) (see Figure.2).

A cell controller system contains the power supply, robot controller, teach pendant (Joystick), and remote control, is used to drive the robot motors. The PC with Windows XP or Windows 7 is working with SAR Measurement system DASY4 & DASY5, A/D interface card, monitor, mouse, and keyboard. The Staubli Robot is connected to the cell controller to allow software manipulation of the robot. A data acquisition electronic (DAE) circuit performs the signal amplification, signal multiplexing, AD-conversion, offset measurements, mechanical surface detection, collision detection, etc. is connected to the Electro-optical coupler (EOC). The EOC performs the conversion from the optical into digital electric signal of the DAE and transfers data to the PC plug-in card.

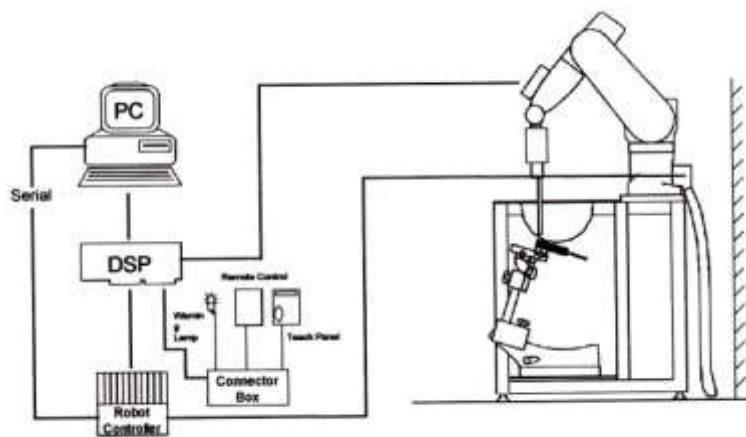


Figure 2. HCT SAR Lab. Test Measurement Set-up

The DAE consists of a highly sensitive electrometer-grade preamplifier with auto-zeroing, a channel and gain-switching multiplexer, a fast 16 bit AD-converter and a command decoder and control logic unit. Transmission to the PC-card is accomplished through an optical downlink for data and status information and an optical uplink for commands and clock lines. The mechanical probe mounting device includes two different sensor systems for frontal and sideways probe contacts. They are also used for mechanical surface detection and probe collision detection. The robot uses its own controller with a built in VME-bus computer. The system is described in detail in.

## 5. SAR MEASUREMENT PROCEDURE

The evaluation was performed with the following procedure:

1. The SAR distribution at the exposed side of the head or body was measured at a distance no more than 5.0mm from the innersurface of the shell. The area covered the entire dimension of the DUT's head and body area and the horizontal grid resolution was depending on the FCC KDB 865664 D01v01r04 table 4-1 & IEEE 1528-2013.
2. Based on step, the area of the maximum absorption was determined by sophisticated interpolations routines implemented in DASY software. When an Area Scan has measured all reachable point. DASY system computes the field maximal found in the scanned are, within a range of the maximum. SAR at this fixed point was measured and used as a reference value.
3. Around this point, a volume was assessed according to the measurement resolution and volume size requirements of FCC KDB 865664 D01v01r04 table 4-1 and IEEE 1528-2013. On the basis of this data set, the spatial peak SAR value was evaluated with the following procedure (reference from the DASY manual.)
  - a. The data at the surface were extrapolated, since the center of the dipoles is no more than 2.7mm away from the tip of the probe (it is different from the probe type) and the distance between the surface and the lowest measuring point is 1.2mm. The extrapolation was based on a least square algorithm. A polynomial of the fourth order was calculated through the points in z-axes. This polynomial was then used to evaluate the points between the surface and the probe tip.
  - b. The maximum interpolated value was searched with a straight-forward algorithm. Around this maximum the SAR values averaged over the spatial volumes (1g or 10g) were computed using the 3D-Spline interpolation algorithm. The 3D-spline is composed of three one-dimensional splines with the "Not a knot" condition (in x,y, and z directions. The volume was integrated with the trapezoidal algorithm. One thousand points (10 x 10 x 10) were interpolated to calculate the average.
  - c. All neighboring volumes were evaluated until no neighboring volume with a higher average value was found.
4. The SAR reference value, at the same location as step 2, was re-measured after the zoom scan. If the value changed by more than 5%, the SAR evaluation and drift measurements were repeated.

Area scan and zoom scan resolution setting follow KDB 865664 D01v01r04 quoted below.

|  |  |  |   |  |
|--|--|--|---|--|
|  |  | $\leq 3$ GHz   | $> 3$ GHz   |  |
| Maximum distance from closest measurement point (geometric center of probe sensors) to phantom surface   |  | $5 \pm 1$ mm   | $\frac{1}{2} \cdot \delta \cdot \ln(2) \pm 0.5$ mm                      |  |
| Maximum probe angle from probe axis to phantom surface normal at the measurement location  |  | $30^\circ \pm 1^\circ$   | $20^\circ \pm 1^\circ$  |  |
| Maximum area scan Spatial resolution: $\Delta x_{Area}, \Delta y_{Area}$   |  | $\leq 2$ GHz: $\leq 15$ mm<br>2-3 GHz: $\leq 12$ mm                                  | 3-4 GHz: $\leq 12$ mm<br>4-6 GHz: $\leq 10$ mm                          |  |
|  | When the x or y dimension of the test device, in the measurement plane orientation, is smaller than the above, the measurement resolution must be $\leq$ the corresponding x or y dimension of the test device with at least one measurement point on the test device. |  |   |  |
| Maximum zoom scan Spatial resolution: $\Delta x_{zoom}, \Delta y_{zoom}$   |  | $\leq 2$ GHz: $\leq 8$ mm<br>2-3 GHz: $\leq 5$ mm*                                   | 3-4 GHz: $\leq 5$ mm*<br>4-6 GHz: $\leq 4$ mm*                          |  |
| Maximum zoom scan Spatial resolution normal to phantom surface   | uniform grid: $\Delta z_{zoom}(n)$   | $\leq 5$ mm  | 3-4 GHz: $\leq 4$ mm<br>4-5 GHz: $\leq 3$ mm<br>5-6 GHz: $\leq 2$ mm    |  |
|  | graded grid  | $\Delta z_{zoom}(1)$ : between 1 <sup>st</sup> two Points closest to phantom surface | $\leq 4$ mm   | 3-4 GHz: $\leq 3$ mm<br>4-5 GHz: $\leq 2.5$ mm<br>5-6 GHz: $\leq 2$ mm |
|  |  | $\Delta z_{zoom}(n>1)$ : between subsequent Points                                   | $\leq 1.5 \cdot \Delta z_{zoom}(n-1)$                                   |  |
| Minimum zoom scan volume   | x, y, z  | $\geq 30$ mm   | 3-4 GHz: $\geq 28$ mm<br>4-5 GHz: $\geq 25$ mm<br>5-6 GHz: $\geq 22$ mm |  |
| <p>Note: <math>\delta</math> is the penetration depth of a plane-wave at normal incidence to the tissue medium; see draft standard IEEE P1528-2011 for details.</p> <p>* When zoom scan is required and the reported SAR from the area scan based 1-g SAR estimation procedures of KDB 447498 is <math>\leq 1.4</math> W/kg, <math>\leq 8</math> mm, <math>\leq 7</math> mm and <math>\leq 5</math> mm zoom scan resolution may be applied, respectively, for 2 GHz to 3 GHz, 3 GHz to 4 GHz and 4 GHz to 6 GHz.</p> |  |  |   |  |

## 6. DESCRIPTION OF TEST POSITION

### 6.1 EAR REFERENCE POINT

Figure 6-2 shows the front, back and side views of the SAM phantom. The center-of-mouth reference point is labeled “M”, the left ear reference point (ERP) is marked “LE”, and the right ERP is marked “RE.” Each ERP is on the B-M (back-mouth) line located 15 mm behind the entrance-to-ear-canal (EEC) point, as shown in Figure 6-1. The Reference Plane is defined as passing through the two ear reference point and point M. The line N-F (Neck-Front), also called the Reference Pivoting Line, is not perpendicular to the reference plane (See Figure 5-1), Line B-M is perpendicular to the N-F line. Both N-F and B-M lines are marked on the external phantom shell to facilitate handset positioning.

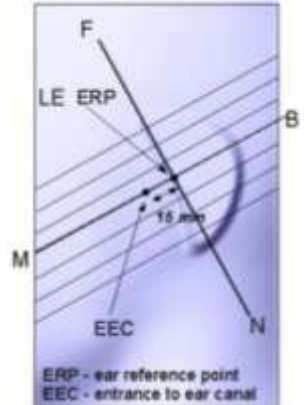


Figure 6-1  
Close-up side view of ERP

### 6.1 HEAD POSITION

Two imaginary lines on the handset were established: the vertical centerline and the horizontal line. The device under test was placed in a normal operating position with the acoustic output located along the “vertical centerline” on the front of the device aligned to the “ear reference point”(see Figure 6-3). The acoustic output was then located at the same level as the center of the ear reference point. The device under test was positioned so that the “vertical centerline” was bisecting the front surface of the handset at its top and bottom edges, positioning the “ear reference point” on the outer surface of the both the left and right head phantoms on the ear reference point.




Figure 6-2  
Front, back and side views of SAM Twin Phantom

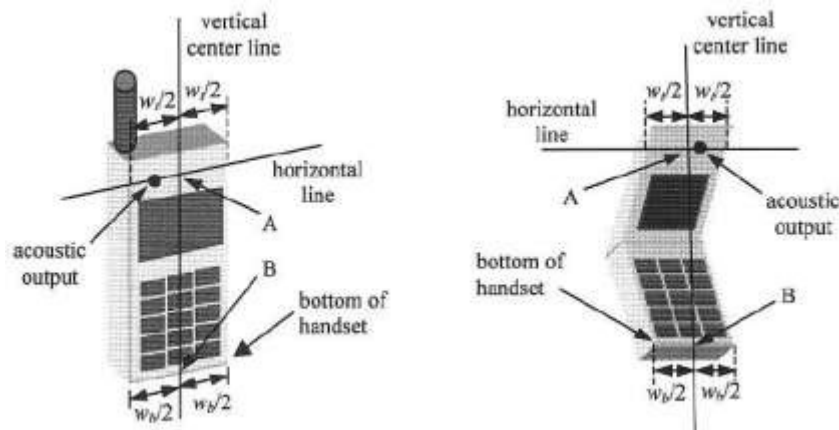


Figure 6-3. Handset vertical and horizontal reference lines

## 6.2 Body Holster/Belt Clip Configurations

Body-worn operating configurations are tested with the belt-clips and holsters attached to the device and positioned against a flat phantom in a normal use configuration. A device with a headset output is tested with a headset connected to the device. Body dielectric parameters are used.

Accessories for Body-worn operation configurations are divided into two categories: those that do not contain metallic components and those that contain metallic components. When multiple accessories that do not contain metallic components are supplied with the device, the device is tested with only the accessory that dictates the closest spacing to the body. Then multiple accessories that contain metallic components are tested with each accessory. If multiple accessories share an identical metallic component (i.e. the same metallic belt-clip used with different holsters with no other metallic components) only the accessory that dictates the closest spacing to the body is tested.

Body-worn accessories may not always be supplied or available as options for some devices intended to be authorized for body-worn use. In this case, a test configuration with a separation distance between the back of the device and the flat phantom is used.

Since this EUT does not supply anybody worn accessory to the end user a distance of 1.0 cm from the EUT back surface to the liquid interface is configured for the generic test.

"See the Test SET-UP Photo"

Transmitters that are designed to operate in front of a person's face, as in push-to-talk configurations, are tested for SAR compliance with the front of the device positioned to face the flat phantom. For devices that are carried next to the body such as a shoulder, waist or chest-worn transmitters, SAR compliance is tested with the accessory(ies), including headsets and microphones, attached to the device and positioned against a flat phantom in a normal use configuration.

In all cases SAR measurements are performed to investigate the worst-case positioning. Worst case positioning is then documented and used to perform Body SAR testing.

## 6.3 Body-Worn Accessory Configurations

Body-Worn operating configurations are tested with the belt-clips and holsters attached to the device and positioned against a flat phantom in a normal use configuration (see Figure 6-4). Per FCC KDB Publication 648474 D04v01r03 Body-Worn accessory exposure is typically related to voice mode operations when handsets are carried in body-Worn accessories. The body-Worn accessory procedures in FCC KDB Publication 447498 D01v06 should be used to test for body-Worn accessory SAR compliance, without a headset connected to it. This enables the test results for such configuration to be compatible with that required for hotspot mode when the body-Worn accessory test separation distance is greater than or equal to that required for hotspot mode, when applicable. When the reported SAR for a body-Worn accessory, measured without a headset connected to the handset, is  $> 1.2$  W/kg, the highest reported SAR configuration for that wireless mode and frequency band should be repeated for that body-Worn accessory with a headset attached to the handset.



Figure 6-4  
Sample Body-Worn Diagram

Accessories for Body-Worn operation configurations are divided into two categories: those that do not contain metallic components and those that do contain metallic components. When multiple accessories that do not contain metallic components are supplied with the device, the device is tested with only the accessory that dictates the closest spacing to the body. Then multiple accessories that contain metallic components are tested with the device with each accessory. If multiple accessories share an identical metallic component (i.e. the same metallic belt-clip used with different holsters with no other metallic components) only the accessory that dictates the closest spacing to the body is tested.

Body-Worn accessories may not always be supplied or available as options for some devices intended to be

authorized for body-Worn use. In this case, a test configuration with a separation distance between the back of the device and the flat phantom is used. Test position spacing was documented.

Transmitters that are designed to operate in front of a person's face, as in push-to-talk configurations, are tested for SAR compliance with the front of the device positioned to face the flat phantom in head fluid. For devices that are carried next to the body such as a shoulder, waist or chest-Worn transmitters. SAR compliance is tested with the accessories, including headsets and microphones, attached to the device and positioned against a flat phantom in a normal use configuration.

## **6.4 Wireless Router Configurations**

Some battery-operated handsets have the capability to transmit and receive user data through simultaneous transmission of WIFI simultaneously with a separate licensed transmitter. The FCC has provided guidance in FCC KDB Publication 941225 D06v02r01 where SAR test considerations for handsets ( $L \times W \geq 9\text{cm} \times 5\text{cm}$ ) are based on a composite test separation distance of 10 mm from the front back and edges of the device containing transmitting antennas within 2.5 cm of their edges, determined from general mixed use conditions for this type of devices. Since the hotspot SAR results may overlap with the body-Worn accessory SAR requirements, the more conservative configurations can be considered, thus excluding some body-Worn accessory SAR tests.

When the user enables the personal wireless router functions for the handset actual operations include simultaneous transmission of both the WIFI transmitter and another licensed transmitter. Both transmitters often do not transmit at the same transmitting frequency and thus cannot be evaluated for SAR under actual use conditions due to the limitations of the SAR assessment probes. Therefore, SAR must be evaluated for each frequency transmission and mode separately and spatially summed with the WIFI transmitter according to FCC KDB Publication 447498 D01v06 publication procedures. The "Portable Hotspot\*" feature on the handset was NOT activated during SAR assessments, to ensure the SAR measurements were evaluated for a single transmission frequency RF signal at a time.

## 7. ANSI/ IEEE C95.1 - 1992 RF EXPOSURE LIMITS

| HUMAN EXPOSURE   | UNCONTROLLED ENVIRONMENT<br>General Population | CONTROLLED ENVIRONMENT<br>Occupational |
|--|--|--|
|  | (W/kg) or (mW/g)                               | (W/kg) or (mW/g)                       |
| SPATIAL PEAK SAR *<br>(Brain)                          | 1.60   | 8.00                                   |
| SPATIAL AVERAGE SAR **<br>(Whole Body)                 | 0.08   | 0.40                                   |
| SPATIAL PEAK SAR ***<br>(Hands / Feet / Ankle / Wrist) | 4.00   | 20.00                                  |

**Table 8.1 Safety Limits for Partial Body Exposure**

**NOTES:**

\* The Spatial Peak value of the SAR averaged over any 1 g of tissue (defined as a tissue volume in the shape of a cube) and over the appropriate averaging time.

\*\* The Spatial Average value of the SAR averaged over the whole-body.

\*\*\* The Spatial Peak value of the SAR averaged over any 10 g of tissue (defined as a tissue volume in the shape of a cube) and over the appropriate averaging time.

**Uncontrolled Environments** are defined as locations where there is the exposure of individuals who have no knowledge or control of their exposure. The general population/uncontrolled exposure limits are applicable to situations in which the general public may be exposed or in which persons who are exposed as a consequence of their employment may not be made fully aware of the potential for exposure or cannot exercise control over their exposure. Members of the general public would come under this category when exposure is not employment-related; for example, in the case of a wireless transmitter that exposes persons in its vicinity.

**Controlled Environments** are defined as locations where there is exposure that may be incurred by persons who are aware of the potential for exposure, (i.e.as a result of employment or occupation). In general, occupational/controlled exposure limits are applicable to situations in which persons are exposed as a consequence of their employment, who have been made fully aware of the potential for exposure and can exercise control over their exposure. This exposure category is also applicable when the exposure is of a transient nature due to incidental passage through a location where the exposure levels may be higher than the general population/uncontrolled limits, but the exposed person is fully aware of the potential for exposure and can exercise control over his or her exposure by leaving the area or by some other appropriate means.



## 8. FCC SAR GENERAL MEASUREMENT PROCEDURES

### 8.1 Measured and Reported SAR

Per FCC KDB Publication 447498 D01v06, when SAR is not measured at the maximum power level allowed for production units, the results must be scaled to the maximum tune-up tolerance limit according to the power applied to the individual channels tested to determine compliance. For simultaneous transmission, the measured aggregate SAR must be scaled according to the sum of the differences between the maximum tune-up tolerance and actual power used to test each transmitter. When SAR is measured at or scaled to the maximum tune-up tolerance limit, the results are referred to as Reported SAR. The highest reported SAR results are identified on the grant of equipment authorization according to procedures in KDB 690783 D01v01r03.

### 8.2 3G SAR Test Reduction Procedure

#### 8.2.1 GSM, GPRS AND EDGE

The following procedures may be considered for each frequency band to determine SAR test reduction for devices operating in GSM/GPRS/EDGE modes to demonstrate RF exposure compliance. GSM voice mode transmits with 1 time slot. GPRS and EDGE may transmit up to 4 time slots in the 8 time-slot frame according to the multi-slot class implemented in a device.

#### 8.2.2 SAR Test Reduction

In FCC KDB 941225 D01v03r01, certain transmission modes within a frequency band and wireless mode evaluated for SAR are defined as primary modes. The equivalent modes considered for SAR test reduction are denoted as secondary modes. When the maximum output power including tune-up tolerance specified for production units in a secondary mode is  $\leq 0.25$  dB higher than the primary mode or when the highest reported SAR of the primary mode, scaled by the ratio of specified maximum output power and tune-up tolerance of secondary to primary mode, is  $\leq 1.2$  W/kg, SAR measurements are not required for the secondary mode. These criteria are referred to as the 3G SAR test reduction procedure. When the 3G SAR test reduction procedure is not satisfied, SAR measurements are additionally required for the secondary mode.

SAR test reduction for GPRS and EDGE modes is determined by the source-based time-averaged output power specified for production units, including tune-up tolerance. The data mode with highest specified time-averaged output power should be tested for SAR compliance in the applicable exposure conditions. For modes with the same specified maximum output power and tolerance, the higher number time-slot configuration should be tested

### 8.3 Procedures Used to Establish RF Signal for SAR

The following procedures are according to FCC KDB 941225 D01v03r01 - 3G SAR Measurement Procedures. The handset was placed into a simulated call using a base station simulator in a shielded chamber. Such test signals offer a consistent means for testing SAR and are recommended for evaluation SAR measurements were taken with a fully charged battery. In order to verify that the device was tested and maintained at full power, this was configured with the base station simulator. The SAR measurement Software calculates a reference point at the start and end of the test to check for power drifts. If conducted Power deviations of more than 5 % occurred, the tests were repeated.

## 8.4 SAR Measurement Conditions for UMTS

### 8.4.1 Output Power Verification

Maximum output power is verified on the High, Middle and Low channels according to the general descriptions in sec. 5.2 of 3GPP TS 34.121, using the appropriate RMC with TPC (transmit power control) set to all "1s" or applying the required inner loop power control procedures to maintain maximum output power while HSUPA is active. Results for all applicable physical channel configurations (DPCCH, DPDCHn and spreading codes, HS-DPCCH etc) are tabulated in this test report. All configurations that are not supported by the DUT or cannot be measured due to technical or equipment limitations are identified.

### 8.4.2 Head SAR Measurements

SAR for next to the ear head exposure is measured using a 12.2 kbps RMC with TPC bits configured to all "1's". The 3G SAR test reduction procedure is applied to AMR configurations with 12.2 kbps RMC as the primary mode. Otherwise, SAR is measured for 12.2 kbps AMR in 3.4 kbps SRB (signaling radio bearer) using the highest reported SAR configuration in 12.2 kbps RMC for head exposure.

### 8.4.3 Body SAR measurements

SAR for body exposure configurations is measured using the 12.2kbps RMC with the TPC bits all "1s". the 3G SAR test reduction procedure is applied to other spreading codes and multiple DPDCHn configurations supported by the handset with 12.2 kbps RMC as the primary mode. Otherwise, SAR is measured using and applicable RMC configuration with the corresponding spreading code or DPDCHn, for the highest reported SAR configuration in 12.2kbps RMC.

### 8.4.4 SAR Measurements with Rel. 5 HSDPA

The 3G SAR test reduction procedure is applied to HSDPA body configurations with 12.2 kbps RMC as the primary mode. Otherwise, Body SAR for HSDPA is measured using and FRC with H-SET 1 in Sub-test and a 12.2 kbps RMC without HSDPA. Handsets with both HSDPA and HSUPA are tested according to release 6 HSPA test procedures. 8.4.5 SAR Measurement with Rel 6 HSUPA The 3G SAR test Reduction Procedure is applied to HSPA (HSUPA/HSDPA with RMC) body configurations with 12.2 kbps RMC as the primary mode. Otherwise, Body SAR for HSPA is measured with E-DCH Sub-test 5, Using H-Set 1 and QPSK for FRC and a 12.2kbps RMC configured in Test Loop Mode 1 and Power Control algorithm 2, according to the highest reported body SAR configuration in 12.2 kbps RMC without HSPA. When VOIP applies to head exposure, the 3G SAR test reduction procedure is applied with 12.2 kbps RMC as the primary mode; otherwise, the same HSPA configuration used for body SAR measurements are applied to head exposure testing.

### 8.4.5 SAR Measurements with Rel. 6 HSUPA

The 3G SAR test reduction procedure is applied to HSPA (HSUPA/HSDPA with RMC) body configurations with 12.2 kbps RMC as the primary mode. Otherwise, Body SAR for HSPA is measured with E-DCH Sub-test 5, using H-Set1 and QPSK for FRC and a 12.2 kbps RMC configured in Test Loop Mode 1 and power control algorithm 2, according to the highest reported body SAR configuration in 12.2 kbps RMC without HSPA.

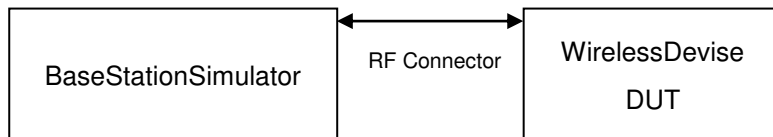
### 8.4.6 DC-HSDPA

UMTS SAR was tested under RMC 12.2 kbps with HSPA inactive per KDB publication 941225 D01v03r01. HSPA SAR was not required since the average output power of the HSPA subtests was not more than 0.25 dB higher than the RMC level and SAR was less than 1.2 W/kg.

DC-HSDPA Considerations:

- 3GPP Specification 34.121-1 Release 8 Ver 8.10.0 was used for DC-HSDPA guidance
- H-Set 12(QPSK) was confirmed to be used during DC-HSDPA measurements
- Measured maximum output powers for DC-HSDPA were not greater than 1/4 dB higher than the WCDMA 12.2 kbps RMC maximum output and as a result, SAR is not required for DC-HSDPA
- The DUT supports UE category 24 for HSDPA.

It is expected by the manufacturer that MPR for some HSUPA subtests may be up to 1 dB more than specified by 3GPP, but also as low as 0 dB according to the chipset implementation in this model.



## 8.5 SAR Measurement Conditions for LTE

LTE modes are tested according to FCC KDB 941225 D05v02r05 publication. Establishing connections with base station simulators ensure a consistent means for testing SAR and are recommended for evaluation SAR [4]. The R&S CMW500 or Anritsu MT8820C simulators are used for LTE output power measurements and SAR testing. Closed loop power control was used so the UE transmits with maximum output power during SAR testing. SAR tests were performed with the same number of RB and RB offsets transmitting on all TTI frames (maximum TTI).

### 8.5.1 Spectrum Plots for RB Configurations

A properly configured base station simulator was used for SAR tests and power measurements. Therefore, spectrum plots for RB configurations were not required to be included in this report.

### 8.5.2 MPR

MPR is permanently implemented for this device by the manufacturer. The specific manufacturer target MPR is indicated alongside the SAR results. MPR is enabled for this device, according to 3GPP TS36. 101 Section 6.2.3 – 6.2.5 under Table 6.2.3-1.

### 8.5.3 A-MPR

A-MPR(Additional MPR) has been disabled for all SAR tests by setting NS=01 on the base station simulator.

### 8.5.4 Required RB Size and RB offsets for SAR testing

According to FCC KDB 941225 D05v02r05

- a. Per sec 4.2.1, SAR is required for QPSK 1 RB Allocation for the largest bandwidth
  - i. The required channel and offset combination with the highest maximum output power is required for SAR.
  - ii. When the reported SAR is  $\leq 0.8$  W/Kg, testing of the remaining RB offset configurations and required test channels is not required. Otherwise, SAR is required for the remaining required test channels using the RB offset configuration with highest output power for that channel.
  - iii. When the reported SAR for a required test channel is  $> 1.45$  W/kg, SAR is required for all RB offset configurations for that channel.
- b. Per Sec 4.2.2, SAR is required for 50% RB allocation using the largest bandwidth following the same procedures outlined in Sec 4.2.1.
- c. Per Sec. 4.2.3, QPSK SAR is not required for the 100% allocation when the highest maximum output power for the 100% allocation is less than the highest maximum output power of the 1 RB and 50% RB allocations and the reported SAR for the 1 RB and 50% RB allocations is  $< 0.8$  W/kg.
- d. Per Sec. 4.2.4 and 4.3, SAR test for higher order modulations and lower bandwidths configurations are not required when the conducted power of the required test configurations determined by Sec. 4.2.1 through 4.2.3 is less than or equal to 1/2 dB higher than the equivalent configuration using QPSK modulation and when the QPSK SAR for those configurations is  $< 1.45$  W/Kg.

## 8.6 SAR Testing with 802.11 Transmitters

The normal network operating configurations of 802.11 transmitters are not suitable for SAR measurements. Unpredictable fluctuations in network traffic and antenna diversity conditions can introduce undesirable variations in SAR results. The SAR for these devices should be measured using chipset based test mode software to ensure the results are consistent and reliable. See KDB Publication 248227 D01v02r02 for more details.

### 8.6.1 General Device Setup

Chipset based test mode software is hardware dependent and generally varies among manufacturers. The device operating parameters established in test mode for SAR measurements must be identical to those programmed in production units, including output power levels, amplifier gain settings and other RF performance tuning parameters.

A periodic duty factor is required for current generation SAR system to measure SAR. When 802.11 frame gaps are accounted for in the transmission, a maximum transmission duty factor of 92-96% is typically achievable in most test mode configurations. A minimum transmission duty factor of 85% is required to avoid certain hardware and device implementation issues related to wide range SAR scaling. The reported SAR is scaled to 100% transmission duty factor to determine compliance at the maximum tune-up tolerance limit.

### 8.6.2 Initial Test Position Procedure

For exposure conditions with multiple test positions, such as handset operating next to the ear, devices with hotspot mode or UMPC mini-tablet, procedures for initial test position can be applied. Using the transmission mode determined by the DSSS procedure or initial test configuration, area scans are measured for all positions in an exposure condition. The test position with the highest extrapolated (peak) SAR is used as the initial test position. When reported SAR for the initial test position is  $\leq 0.4$  W/kg for 1g SAR and  $\leq 1.0$  W/kg for 10g SAR, no additional testing for the remaining test position is required. Otherwise, SAR is evaluated at the subsequent highest peak SAR positions until the reported SAR result is  $\leq 0.8$  W/kg for 1g SAR and  $\leq 2.0$  W/kg for 10g SAR or all test positions are measured.

### 8.6.3 2.4 GHz SAR test Requirements

SAR is measured for 2.4 GHz 802.11b DSSS using either the fixed test position or, when applicable, the initial test position procedure. SAR test reduction is determined according to the following:

- 1) When the reported SAR of the highest measured maximum output power channel for the exposure configuration is  $\leq 0.8$  W/kg, no further SAR testing is required for 802.11b DSSS is that exposure configuration.
- 2) When the reported SAR is  $> 0.8$  W/kg, SAR is required for that position using the next highest measured output power channel. When any reported SAR is  $> 1.2$  W/kg, SAR is required for the third channel; i.e., all channels require testing.

2.4 GHz 802.11 g/n OFDM are additionally evaluated for SAR if the highest reported SAR for 802.11b, adjusted by the ratio of the OFDM to DSSS specified maximum output power, is  $> 1.2$  W/kg. When SAR is required for OFDM modes in 2.4 GHz band, the Initial Test Configuration Procedures should be followed.

### 8.6.4 OFDM Transmission Mode and SAR Test channel Selection

For the 2.4 GHz, when the same maximum output power was specified for multiple OFDM transmission mode configurations in a frequency band or aggregated band, SAR is measured using the configuration with the largest channel bandwidth, lowest order modulation and lowest data rate and lowest order 802.11 g/n mode. When the maximum output power of a channel is the same for equivalent OFDM configurations; for example, 802.11g and 802.11n with the same channel bandwidth, modulation and data rate etc., the lower order 802.11 mode i.e., 802.11g then 802.11n, is used for SAR measurement. When the maximum output power are the same for multiple test channels, either according to the default or additional power measurement requirements, SAR is measured using the channel closest to the middle of the frequency band or aggregated band. When there are multiple channels with the same maximum output power, SAR is measured using the higher number channel.

### 8.6.5 Initial Test configuration Procedure

For OFDM, in both 2.4 GHz, an initial test configuration is determined for each frequency band and aggregated band, according to the transmission mode with the highest maximum output power specified for SAR measurements. When the same maximum output power is specified for multiple OFDM transmission mode configurations in a frequency band or aggregated band, SAR is measured using the configuration(s) with the largest channel bandwidth, lowest order modulation, and lowest data rate. If the average RF output powers of the highest identical transmission modes are within 0.25 dB of each other, mid channel of the transmission mode with highest average RF output power is the initial test channel. Otherwise, the channel of the transmission mode with the highest average RF output conducted power will be the initial test configuration.

When the reported SAR is  $\leq 0.8$  W/kg, no additional measurements on other test channels are required. Otherwise, SAR is evaluated using the subsequent highest average RF output channel until the reported SAR result is 1.2 W/kg or all channels are measured. When there are multiple untested channels having the same subsequent highest average RF output power, the channel with higher frequency from the lowest 802.11 mode is considered for SAR measurements.

### 8.6.6 Subsequent Test Configuration Procedures

For OFDM configurations in each frequency band and aggregated band, SAR is evaluated for initial test configuration using the fixed test position or the initial test position on procedure. When the highest reported SAR (for the initial test configuration), adjusted by the ratio of the specified maximum output power of the subsequent test configuration to initial test configuration, is  $\leq 1.2$  W/kg for 1g SAR and  $\leq 3.0$  W/kg for 10g SAR, no additional SAR tests for the subsequent test configurations are required.

## 9. Output Power Specifications

This device operates using the following maximum output power specifications. SAR values were scaled to the maximum allowed power to determine compliance per KDB publication 447498 D01v06.

### 9.1 GSM

GSM Conducted output powers (Burst-Average)

| Band     | Channel | Voice     | GPRS(GMSK) Data – CS1 |                      |                      |                      | EDGE Data            |                      |                      |                      |
|----------|---------|-----------|-----------------------|----------------------|----------------------|----------------------|----------------------|----------------------|----------------------|----------------------|
|          |         | GSM (dBm) | GPRS 1 TX Slot (dBm)  | GPRS 2 TX Slot (dBm) | GPRS 3 TX Slot (dBm) | GPRS 4 TX Slot (dBm) | EDGE 1 TX Slot (dBm) | EDGE 2 TX Slot (dBm) | EDGE 3 TX Slot (dBm) | EDGE 4 TX Slot (dBm) |
| GSM 850  | 128     | 33.40     | 33.38                 | 31.53                | 29.32                | 27.31                | 26.56                | 25.48                | 24.39                | 23.44                |
|          | 190     | 33.34     | 33.30                 | 31.49                | 29.44                | 27.40                | 26.51                | 25.40                | 24.31                | 23.49                |
|          | 251     | 33.30     | 33.30                 | 31.61                | 29.44                | 27.44                | 26.63                | 25.58                | 24.48                | 23.64                |
| GSM 1900 | 512     | 31.43     | 31.44                 | 29.36                | 27.18                | 25.26                | 26.22                | 25.36                | 24.50                | 23.37                |
|          | 661     | 31.33     | 31.30                 | 29.23                | 27.21                | 25.30                | 26.22                | 25.29                | 24.41                | 23.34                |
|          | 810     | 31.65     | 31.61                 | 29.35                | 27.08                | 25.11                | 26.05                | 25.17                | 24.30                | 23.21                |

GSM Conducted output powers (Frame-Average)

| Band     | Channel | Voice     | GPRS(GMSK) Data – CS1 |                      |                      |                      | EDGE Data            |                      |                      |                      |
|----------|---------|-----------|-----------------------|----------------------|----------------------|----------------------|----------------------|----------------------|----------------------|----------------------|
|          |         | GSM (dBm) | GPRS 1 TX Slot (dBm)  | GPRS 2 TX Slot (dBm) | GPRS 3 TX Slot (dBm) | GPRS 4 TX Slot (dBm) | EDGE 1 TX Slot (dBm) | EDGE 2 TX Slot (dBm) | EDGE 3 TX Slot (dBm) | EDGE 4 TX Slot (dBm) |
| GSM 850  | 128     | 24.37     | 24.35                 | 25.51                | 25.06                | 24.30                | 17.53                | 19.46                | 20.13                | 20.43                |
|          | 190     | 24.31     | 24.27                 | 25.47                | 25.18                | 24.39                | 17.48                | 19.38                | 20.05                | 20.48                |
|          | 251     | 24.27     | 24.27                 | 25.59                | 25.18                | 24.43                | 17.60                | 19.56                | 20.22                | 20.63                |
| GSM 1900 | 512     | 22.40     | 22.41                 | 23.34                | 22.92                | 22.25                | 17.19                | 19.34                | 20.24                | 20.36                |
|          | 661     | 22.30     | 22.27                 | 23.21                | 22.95                | 22.29                | 17.19                | 19.27                | 20.15                | 20.33                |
|          | 810     | 22.62     | 22.58                 | 23.33                | 22.82                | 22.10                | 17.02                | 19.15                | 20.04                | 20.20                |

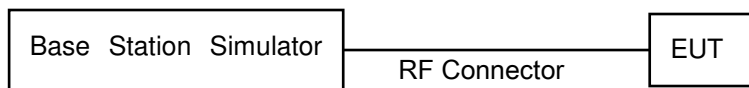
**Note:**

Time slot average factor is as follows:

- 1 Tx slot = 9.03 dB, Frame-Average output power = Burst-Average output power – 9.03 dB
- 2 Tx slot = 6.02 dB, Frame-Average output power = Burst-Average output power – 6.02 dB
- 3 Tx slot = 4.26 dB, Frame-Average output power = Burst-Average output power – 4.26 dB
- 4 Tx slot = 3.01 dB, Frame-Average output power = Burst-Average output power – 3.01 dB

GSM Class : B

GSM voice/GPRS VOIP: Head SAR , Body worn SAR  
 GPRS/EDGE Multi-slots 12 : Hotspot SAR with GPRS/EDGE  
 Multi-slot Class 12 with CS 1 (GMSK)



## 9.2 UMTS

### HSPA+

This DUT is only capable of QPSK HSPA+ in uplink. Therefore, the RF conducted power is not measured according to 941225 D01 3G SAR.

### WCDMA850

| 3GPP Release Version | Mode     | 3GPP 34.121   | WCDMA Band 5[dBm]  |                    |                    |
|----------------------|----------|---------------|--------------------|--------------------|--------------------|
|                      |          | Subtest       | UL 4132<br>DL 4357 | UL 4183<br>DL 4408 | UL 4233<br>DL 4458 |
| 99                   | WCDMA    | 12.2 kbps RMC | 24.57              | 24.56              | 24.63              |
| 99                   | WCDMA    | 12.2 kbps AMR | 24.53              | 24.60              | 24.60              |
| 5                    | HSDPA    | Subtest 1     | 23.53              | 23.54              | 23.59              |
| 5                    |          | Subtest 2     | 23.50              | 23.49              | 23.57              |
| 5                    |          | Subtest 3     | 22.91              | 23.02              | 23.09              |
| 5                    |          | Subtest 4     | 22.91              | 23.01              | 23.11              |
| 6                    | HSUPA    | Subtest 1     | 23.53              | 23.61              | 23.67              |
| 6                    |          | Subtest 2     | 21.39              | 21.61              | 21.55              |
| 6                    |          | Subtest 3     | 22.48              | 22.58              | 22.64              |
| 6                    |          | Subtest 4     | 21.48              | 21.52              | 21.55              |
| 6                    |          | Subtest 5     | 23.51              | 23.58              | 23.65              |
| 8                    | DC-HSDPA | Subtest 1     | 23.51              | 23.50              | 23.31              |
| 8                    |          | Subtest 2     | 23.52              | 23.49              | 23.32              |
| 8                    |          | Subtest 3     | 23.02              | 22.99              | 22.83              |
| 8                    |          | Subtest 4     | 23.02              | 22.99              | 22.82              |

### WCDMA1700

| 3GPP Release Version | Mode     | 3GPP 34.121   | WCDMA Band 4 [dBm] |                    |                    |
|----------------------|----------|---------------|--------------------|--------------------|--------------------|
|                      |          | Subtest       | UL 1312<br>DL 1537 | UL 1412<br>DL 1637 | UL 1512<br>DL 1737 |
| 99                   | WCDMA    | 12.2 kbps RMC | 23.52              | 23.58              | 23.55              |
| 99                   | WCDMA    | 12.2 kbps AMR | 23.54              | 23.60              | 23.53              |
| 5                    | HSDPA    | Subtest 1     | 22.49              | 22.58              | 22.59              |
| 5                    |          | Subtest 2     | 22.51              | 22.60              | 22.62              |
| 5                    |          | Subtest 3     | 22.04              | 22.13              | 22.08              |
| 5                    |          | Subtest 4     | 22.02              | 22.14              | 22.06              |
| 6                    | HSUPA    | Subtest 1     | 22.51              | 22.61              | 22.59              |
| 6                    |          | Subtest 2     | 20.52              | 20.67              | 20.56              |
| 6                    |          | Subtest 3     | 21.47              | 21.58              | 21.53              |
| 6                    |          | Subtest 4     | 20.55              | 20.68              | 20.59              |
| 6                    |          | Subtest 5     | 22.52              | 22.63              | 22.58              |
| 8                    | DC-HSDPA | Subtest 1     | 22.35              | 22.16              | 22.10              |
| 8                    |          | Subtest 2     | 22.31              | 22.22              | 22.05              |
| 8                    |          | Subtest 3     | 21.82              | 21.73              | 21.60              |
| 8                    |          | Subtest 4     | 21.82              | 21.74              | 21.60              |

**WCDMA1900**

| 3GPP Release Version | Mode     | 3GPP 34.121   | WCDMA Band 2 [dBm] |                    |                    |
|----------------------|----------|---------------|--------------------|--------------------|--------------------|
|                      |          | Subtest       | UL 9262<br>DL 9662 | UL 9400<br>DL 9800 | UL 9538<br>DL 9938 |
| 99                   | WCDMA    | 12.2 kbps RMC | 22.64              | 22.64              | 22.68              |
| 99                   | WCDMA    | 12.2 kbps AMR | 22.66              | 22.59              | 22.66              |
| 5                    | HSDPA    | Subtest 1     | 21.66              | 21.57              | 21.65              |
| 5                    |          | Subtest 2     | 21.65              | 21.55              | 21.69              |
| 5                    |          | Subtest 3     | 21.16              | 21.17              | 21.22              |
| 5                    |          | Subtest 4     | 21.15              | 21.16              | 21.23              |
| 6                    | HSUPA    | Subtest 1     | 21.84              | 21.68              | 21.82              |
| 6                    |          | Subtest 2     | 19.75              | 19.65              | 19.80              |
| 6                    |          | Subtest 3     | 20.81              | 20.70              | 20.85              |
| 6                    |          | Subtest 4     | 19.70              | 19.64              | 19.21              |
| 6                    |          | Subtest 5     | 21.83              | 21.66              | 21.79              |
| 8                    | DC-HSDPA | Subtest 1     | 21.49              | 21.10              | 21.31              |
| 8                    |          | Subtest 2     | 21.50              | 21.10              | 21.37              |
| 8                    |          | Subtest 3     | 21.02              | 20.70              | 20.86              |
| 8                    |          | Subtest 4     | 20.97              | 20.67              | 20.87              |



### 9.3 LTE

#### - LTE Band 2

| Bandwidth | Modulation | RB Size | RB Offset | Max.Average Power (dBm) |          |            | MPR Allowed Per 3GPP | MPR  |
|-----------|------------|---------|-----------|-------------------------|----------|------------|----------------------|------|
|           |            |         |           | 18607                   | 18900    | 19193      |                      |      |
|           |            |         |           | 1850.7 MHz              | 1880 MHz | 1909.3 MHz | [dB]                 | [dB] |
| 1.4 MHz   | QPSK       | 1       | 0         | 22.28                   | 22.38    | 22.36      | 0                    | 0    |
|           |            | 1       | 3         | 22.60                   | 22.41    | 22.41      | 0                    | 0    |
|           |            | 1       | 5         | 22.43                   | 22.44    | 22.54      | 0                    | 0    |
|           |            | 3       | 0         | 22.19                   | 22.4     | 22.47      | 0                    | 0    |
|           |            | 3       | 1         | 22.43                   | 22.44    | 22.41      | 0                    | 0    |
|           |            | 3       | 3         | 22.29                   | 22.38    | 22.41      | 0                    | 0    |
|           | 16QAM      | 6       | 0         | 21.06                   | 21.24    | 21.31      | 0-1                  | 1    |
|           |            | 1       | 0         | 21.01                   | 20.94    | 20.96      | 0-1                  | 1    |
|           |            | 1       | 3         | 21.00                   | 21.01    | 21.00      | 0-1                  | 1    |
|           |            | 1       | 5         | 21.07                   | 21.07    | 21.01      | 0-1                  | 1    |
|           |            | 3       | 0         | 20.87                   | 20.89    | 21.00      | 0-1                  | 1    |
|           |            | 3       | 1         | 20.85                   | 21.03    | 21.13      | 0-1                  | 1    |
|           |            | 3       | 3         | 20.80                   | 20.97    | 21.35      | 0-1                  | 1    |
|           |            | 6       | 0         | 20.17                   | 19.98    | 20.32      | 0-2                  | 2    |

| Bandwidth | Modulation | RB Size | RB Offset | Max.Average Power (dBm) |          |            | MPR Allowed Per 3GPP | MPR  |
|-----------|------------|---------|-----------|-------------------------|----------|------------|----------------------|------|
|           |            |         |           | 18615                   | 18900    | 19185      |                      |      |
|           |            |         |           | 1851.5 MHz              | 1880 MHz | 1908.5 MHz | [dB]                 | [dB] |
| 3 MHz     | QPSK       | 1       | 0         | 22.44                   | 22.47    | 22.57      | 0                    | 0    |
|           |            | 1       | 7         | 22.69                   | 22.59    | 22.54      | 0                    | 0    |
|           |            | 1       | 14        | 22.38                   | 22.34    | 22.29      | 0                    | 0    |
|           |            | 8       | 0         | 21.13                   | 21.29    | 21.23      | 0-1                  | 1    |
|           |            | 8       | 3         | 21.14                   | 21.21    | 21.23      | 0-1                  | 1    |
|           |            | 8       | 7         | 21.06                   | 21.16    | 21.2       | 0-1                  | 1    |
|           |            | 15      | 0         | 21.12                   | 21.27    | 21.23      | 0-1                  | 1    |
|           | 16QAM      | 1       | 0         | 21.12                   | 21.18    | 21.05      | 0-1                  | 1    |
|           |            | 1       | 7         | 21.10                   | 21.27    | 21.24      | 0-1                  | 1    |
|           |            | 1       | 14        | 20.85                   | 20.90    | 20.96      | 0-1                  | 1    |
|           |            | 8       | 0         | 19.93                   | 19.81    | 20.10      | 0-2                  | 2    |
|           |            | 8       | 3         | 20.15                   | 19.89    | 20.16      | 0-2                  | 2    |
|           |            | 8       | 7         | 20.11                   | 20.04    | 20.33      | 0-2                  | 2    |
|           |            | 15      | 0         | 20.03                   | 20.00    | 20.26      | 0-2                  | 2    |

| Bandwidth | Modulation | RB Size | RB Offset | Max. Average Power (dBm) |          |            | MPR Allowed Per 3GPP | MPR  |
|-----------|------------|---------|-----------|--------------------------|----------|------------|----------------------|------|
|           |            |         |           | 18625                    | 18900    | 19175      |                      |      |
|           |            |         |           | 1852.5 MHz               | 1880 MHz | 1907.5 MHz | [dB]                 | [dB] |
| 5 MHz     | QPSK       | 1       | 0         | 22.11                    | 22.31    | 22.26      | 0                    | 0    |
|           |            | 1       | 12        | 22.48                    | 22.63    | 22.39      | 0                    | 0    |
|           |            | 1       | 24        | 22.14                    | 22.34    | 22.30      | 0                    | 0    |
|           |            | 12      | 0         | 21.20                    | 21.27    | 21.36      | 0-1                  | 1    |
|           |            | 12      | 6         | 21.21                    | 21.39    | 21.29      | 0-1                  | 1    |
|           |            | 12      | 11        | 21.24                    | 21.34    | 21.31      | 0-1                  | 1    |
|           |            | 25      | 0         | 21.17                    | 21.24    | 21.27      | 0-1                  | 1    |
|           | 16QAM      | 1       | 0         | 20.72                    | 20.94    | 21.09      | 0-1                  | 1    |
|           |            | 1       | 12        | 20.62                    | 21.04    | 21.65      | 0-1                  | 1    |
|           |            | 1       | 24        | 20.6                     | 20.39    | 21.10      | 0-1                  | 1    |
|           |            | 12      | 0         | 20.06                    | 20.16    | 20.28      | 0-2                  | 2    |
|           |            | 12      | 6         | 20.35                    | 20.31    | 20.33      | 0-2                  | 2    |
|           |            | 12      | 11        | 20.38                    | 20.17    | 20.22      | 0-2                  | 2    |
|           |            | 25      | 0         | 20.33                    | 20.25    | 20.28      | 0-2                  | 2    |

| Bandwidth | Modulation | RB Size | RB Offset | Max.Average Power (dBm) |          |          | MPR Allowed Per 3GPP | MPR  |
|-----------|------------|---------|-----------|-------------------------|----------|----------|----------------------|------|
|           |            |         |           | 18650                   | 18900    | 19150    |                      |      |
|           |            |         |           | 1855 MHz                | 1880 MHz | 1905 MHz | [dB]                 | [dB] |
| 10 MHz    | QPSK       | 1       | 0         | 22.49                   | 22.57    | 22.40    | 0                    | 0    |
|           |            | 1       | 24        | 22.66                   | 22.66    | 22.42    | 0                    | 0    |
|           |            | 1       | 49        | 22.64                   | 22.29    | 22.38    | 0                    | 0    |
|           |            | 25      | 0         | 21.24                   | 21.32    | 21.27    | 0-1                  | 1    |
|           |            | 25      | 12        | 21.34                   | 21.36    | 21.31    | 0-1                  | 1    |
|           |            | 25      | 24        | 21.26                   | 21.26    | 21.28    | 0-1                  | 1    |
|           |            | 50      | 0         | 21.23                   | 21.31    | 21.31    | 0-1                  | 1    |
|           | 16QAM      | 1       | 0         | 20.94                   | 21.04    | 20.95    | 0-1                  | 1    |
|           |            | 1       | 24        | 21.62                   | 20.97    | 21.06    | 0-1                  | 1    |
|           |            | 1       | 49        | 21.00                   | 20.68    | 20.86    | 0-1                  | 1    |
|           |            | 25      | 0         | 20.23                   | 20.47    | 20.30    | 0-2                  | 2    |
|           |            | 25      | 12        | 20.32                   | 20.41    | 20.32    | 0-2                  | 2    |
|           |            | 25      | 24        | 20.14                   | 20.20    | 20.16    | 0-2                  | 2    |
|           |            | 50      | 0         | 20.26                   | 20.19    | 20.12    | 0-2                  | 2    |

| Bandwidth | Modulation | RB Size | RB Offset | Max.Average Power (dBm) |          |            | MPR Allowed Per 3GPP | MPR  |
|-----------|------------|---------|-----------|-------------------------|----------|------------|----------------------|------|
|           |            |         |           | 18675                   | 18900    | 19125      |                      |      |
|           |            |         |           | 1857.5 MHz              | 1880 MHz | 1902.5 MHz | [dB]                 | [dB] |
| 15 MHz    | QPSK       | 1       | 0         | 22.54                   | 22.19    | 22.46      | 0                    | 0    |
|           |            | 1       | 36        | 22.59                   | 22.21    | 22.41      | 0                    | 0    |
|           |            | 1       | 74        | 22.58                   | 22.19    | 22.44      | 0                    | 0    |
|           |            | 36      | 0         | 21.25                   | 21.35    | 21.27      | 0-1                  | 1    |
|           |            | 36      | 18        | 21.30                   | 21.31    | 21.29      | 0-1                  | 1    |
|           |            | 36      | 38        | 21.29                   | 21.19    | 21.30      | 0-1                  | 1    |
|           |            | 75      | 0         | 21.25                   | 21.26    | 21.22      | 0-1                  | 1    |
|           | 16QAM      | 1       | 0         | 21.15                   | 21.63    | 21.22      | 0-1                  | 1    |
|           |            | 1       | 36        | 21.74                   | 21.65    | 21.12      | 0-1                  | 1    |
|           |            | 1       | 74        | 21.25                   | 21.64    | 20.95      | 0-1                  | 1    |
|           |            | 36      | 0         | 20.21                   | 20.19    | 20.24      | 0-2                  | 2    |
|           |            | 36      | 18        | 20.29                   | 20.25    | 20.16      | 0-2                  | 2    |
|           |            | 36      | 38        | 20.27                   | 20.05    | 20.18      | 0-2                  | 2    |
|           |            | 75      | 0         | 20.28                   | 20.18    | 20.15      | 0-2                  | 2    |

| Bandwidth | Modulation | RB Size | RB Offset | Max.Average Power (dBm) |          |          | MPR Allowed Per 3GPP | MPR  |
|-----------|------------|---------|-----------|-------------------------|----------|----------|----------------------|------|
|           |            |         |           | 18700                   | 18900    | 19100    |                      |      |
|           |            |         |           | 1860 MHz                | 1880 MHz | 1900 MHz | [dB]                 | [dB] |
| 20 MHz    | QPSK       | 1       | 0         | 22.06                   | 22.29    | 22.48    | 0                    | 0    |
|           |            | 1       | 49        | 22.34                   | 22.54    | 22.69    | 0                    | 0    |
|           |            | 1       | 99        | 22.36                   | 22.15    | 22.41    | 0                    | 0    |
|           |            | 50      | 0         | 21.30                   | 21.32    | 21.34    | 0-1                  | 1    |
|           |            | 50      | 25        | 21.31                   | 21.38    | 21.32    | 0-1                  | 1    |
|           |            | 50      | 49        | 21.32                   | 21.22    | 21.25    | 0-1                  | 1    |
|           |            | 100     | 0         | 21.31                   | 21.36    | 21.31    | 0-1                  | 1    |
|           | 16QAM      | 1       | 0         | 20.91                   | 21.05    | 20.98    | 0-1                  | 1    |
|           |            | 1       | 49        | 21.42                   | 21.05    | 21.59    | 0-1                  | 1    |
|           |            | 1       | 99        | 20.78                   | 21.01    | 20.81    | 0-1                  | 1    |
|           |            | 50      | 0         | 20.38                   | 20.06    | 20.35    | 0-2                  | 2    |
|           |            | 50      | 25        | 20.40                   | 20.31    | 20.14    | 0-2                  | 2    |
|           |            | 50      | 49        | 20.40                   | 20.08    | 20.21    | 0-2                  | 2    |
|           |            | 100     | 0         | 20.30                   | 20.25    | 20.20    | 0-2                  | 2    |

**- LTE Band 4**

| Bandwidth | Modulation | RB Size | RB Offset | Max.Average Power (dBm) |            |            | MPR Allowed Per 3GPP | MPR  |
|-----------|------------|---------|-----------|-------------------------|------------|------------|----------------------|------|
|           |            |         |           | 19957                   | 20175      | 20393      |                      |      |
|           |            |         |           | 1710.7 MHz              | 1732.5 MHz | 1754.3 MHz | [dB]                 | [dB] |
| 1.4 MHz   | QPSK       | 1       | 0         | 22.19                   | 22.24      | 22.39      | 0                    | 0    |
|           |            | 1       | 3         | 22.16                   | 22.41      | 22.48      | 0                    | 0    |
|           |            | 1       | 5         | 22.11                   | 22.35      | 22.40      | 0                    | 0    |
|           |            | 3       | 0         | 22.21                   | 22.26      | 22.41      | 0                    | 0    |
|           |            | 3       | 1         | 22.22                   | 22.14      | 22.45      | 0                    | 0    |
|           |            | 3       | 3         | 22.26                   | 22.22      | 22.38      | 0                    | 0    |
|           | 16QAM      | 6       | 0         | 21.01                   | 21.00      | 21.21      | 0-1                  | 1    |
|           |            | 1       | 0         | 20.69                   | 20.69      | 21.38      | 0-1                  | 1    |
|           |            | 1       | 3         | 20.77                   | 20.75      | 20.92      | 0-1                  | 1    |
|           |            | 1       | 5         | 20.75                   | 20.83      | 20.83      | 0-1                  | 1    |
|           |            | 3       | 0         | 20.73                   | 21.17      | 21.05      | 0-1                  | 1    |
|           |            | 3       | 1         | 20.64                   | 21.09      | 21.08      | 0-1                  | 1    |
|           |            | 3       | 3         | 20.65                   | 20.93      | 21.01      | 0-1                  | 1    |
|           |            | 6       | 0         | 19.79                   | 20.00      | 19.93      | 0-2                  | 2    |

| Bandwidth | Modulation | RB Size | RB Offset | Max.Average Power (dBm) |            |            | MPR Allowed Per 3GPP | MPR  |
|-----------|------------|---------|-----------|-------------------------|------------|------------|----------------------|------|
|           |            |         |           | 19965                   | 20175      | 20385      |                      |      |
|           |            |         |           | 1711.5 MHz              | 1732.5 MHz | 1753.5 MHz | [dB]                 | [dB] |
| 3 MHz     | QPSK       | 1       | 0         | 22.51                   | 22.31      | 22.33      | 0                    | 0    |
|           |            | 1       | 7         | 22.64                   | 22.61      | 22.67      | 0                    | 0    |
|           |            | 1       | 14        | 22.60                   | 22.32      | 22.46      | 0                    | 0    |
|           |            | 8       | 0         | 21.27                   | 21.33      | 21.23      | 0-1                  | 1    |
|           |            | 8       | 3         | 21.12                   | 21.16      | 21.33      | 0-1                  | 1    |
|           |            | 8       | 7         | 21.18                   | 21.15      | 21.26      | 0-1                  | 1    |
|           |            | 15      | 0         | 21.07                   | 21.11      | 21.29      | 0-1                  | 1    |
|           | 16QAM      | 1       | 0         | 20.78                   | 21.16      | 20.99      | 0-1                  | 1    |
|           |            | 1       | 7         | 21.25                   | 21.48      | 21.18      | 0-1                  | 1    |
|           |            | 1       | 14        | 20.83                   | 21.23      | 20.95      | 0-1                  | 1    |
|           |            | 8       | 0         | 20.02                   | 20.49      | 19.92      | 0-2                  | 2    |
|           |            | 8       | 3         | 19.89                   | 20.11      | 20.10      | 0-2                  | 2    |
|           |            | 8       | 7         | 19.94                   | 20.23      | 19.95      | 0-2                  | 2    |
|           |            | 15      | 0         | 20.00                   | 20.02      | 20.07      | 0-2                  | 2    |

| Bandwidth | Modulation | RB Size | RB Offset | Max.Average Power (dBm) |            |            | MPR Allowed Per 3GPP | MPR  |
|-----------|------------|---------|-----------|-------------------------|------------|------------|----------------------|------|
|           |            |         |           | 19975                   | 20175      | 20375      |                      |      |
|           |            |         |           | 1712.5 MHz              | 1732.5 MHz | 1752.5 MHz | [dB]                 | [dB] |
| 5 MHz     | QPSK       | 1       | 0         | 22.36                   | 22.15      | 22.12      | 0                    | 0    |
|           |            | 1       | 12        | 22.30                   | 22.43      | 22.36      | 0                    | 0    |
|           |            | 1       | 24        | 22.29                   | 22.37      | 22.25      | 0                    | 0    |
|           |            | 12      | 0         | 21.07                   | 21.20      | 21.27      | 0-1                  | 1    |
|           |            | 12      | 6         | 21.15                   | 21.16      | 21.28      | 0-1                  | 1    |
|           |            | 12      | 11        | 21.14                   | 21.16      | 21.21      | 0-1                  | 1    |
|           |            | 25      | 0         | 21.10                   | 21.13      | 21.23      | 0-1                  | 1    |
|           | 16QAM      | 1       | 0         | 20.34                   | 20.72      | 20.87      | 0-1                  | 1    |
|           |            | 1       | 12        | 20.38                   | 20.77      | 21.23      | 0-1                  | 1    |
|           |            | 1       | 24        | 20.36                   | 20.42      | 20.71      | 0-1                  | 1    |
|           |            | 12      | 0         | 19.80                   | 19.87      | 20.04      | 0-2                  | 2    |
|           |            | 12      | 6         | 20.00                   | 20.04      | 20.13      | 0-2                  | 2    |
|           |            | 12      | 11        | 19.98                   | 20.02      | 20.17      | 0-2                  | 2    |
|           |            | 25      | 0         | 20.02                   | 19.98      | 20.08      | 0-2                  | 2    |

| Bandwidth | Modulation | RB Size | RB Offset | Max.Average Power (dBm) |            |          | MPR Allowed Per 3GPP | MPR  |
|-----------|------------|---------|-----------|-------------------------|------------|----------|----------------------|------|
|           |            |         |           | 20000                   | 20175      | 20350    |                      |      |
|           |            |         |           | 1715 MHz                | 1732.5 MHz | 1750 MHz | [dB]                 | [dB] |
| 10 MHz    | QPSK       | 1       | 0         | 22.24                   | 22.54      | 22.43    | 0                    | 0    |
|           |            | 1       | 24        | 22.52                   | 22.48      | 22.53    | 0                    | 0    |
|           |            | 1       | 49        | 22.61                   | 22.51      | 22.37    | 0                    | 0    |
|           |            | 25      | 0         | 21.24                   | 21.16      | 21.25    | 0-1                  | 1    |
|           |            | 25      | 12        | 21.24                   | 21.20      | 21.21    | 0-1                  | 1    |
|           |            | 25      | 24        | 21.22                   | 21.13      | 21.20    | 0-1                  | 1    |
|           |            | 50      | 0         | 21.27                   | 21.14      | 21.16    | 0-1                  | 1    |
|           | 16QAM      | 1       | 0         | 20.59                   | 20.91      | 20.80    | 0-1                  | 1    |
|           |            | 1       | 24        | 21.31                   | 21.20      | 20.86    | 0-1                  | 1    |
|           |            | 1       | 49        | 20.80                   | 20.99      | 20.62    | 0-1                  | 1    |
|           |            | 25      | 0         | 20.20                   | 20.16      | 20.22    | 0-2                  | 2    |
|           |            | 25      | 12        | 20.23                   | 20.02      | 20.14    | 0-2                  | 2    |
|           |            | 25      | 24        | 20.08                   | 20.03      | 20.03    | 0-2                  | 2    |
|           |            | 50      | 0         | 20.10                   | 19.91      | 20.09    | 0-2                  | 2    |

| Bandwidth | Modulation | RB Size | RB Offset | Max.Average Power (dBm) |            |            | MPR Allowed Per 3GPP | MPR  |
|-----------|------------|---------|-----------|-------------------------|------------|------------|----------------------|------|
|           |            |         |           | 20025                   | 20175      | 20325      |                      |      |
|           |            |         |           | 1717.5 MHz              | 1732.5 MHz | 1747.5 MHz | [dB]                 | [dB] |
| 15 MHz    | QPSK       | 1       | 0         | 22.26                   | 22.30      | 22.35      | 0                    | 0    |
|           |            | 1       | 36        | 22.23                   | 22.13      | 22.51      | 0                    | 0    |
|           |            | 1       | 74        | 22.39                   | 22.29      | 22.29      | 0                    | 0    |
|           |            | 36      | 0         | 21.28                   | 21.16      | 21.20      | 0-1                  | 1    |
|           |            | 36      | 18        | 21.21                   | 21.13      | 21.13      | 0-1                  | 1    |
|           |            | 36      | 38        | 21.33                   | 21.09      | 21.20      | 0-1                  | 1    |
|           |            | 75      | 0         | 21.25                   | 21.13      | 21.13      | 0-1                  | 1    |
|           | 16QAM      | 1       | 0         | 20.70                   | 21.46      | 20.93      | 0-1                  | 1    |
|           |            | 1       | 36        | 21.27                   | 21.41      | 20.98      | 0-1                  | 1    |
|           |            | 1       | 74        | 20.83                   | 21.16      | 20.55      | 0-1                  | 1    |
|           |            | 36      | 0         | 20.10                   | 19.91      | 20.06      | 0-2                  | 2    |
|           |            | 36      | 18        | 20.05                   | 20.02      | 20.15      | 0-2                  | 2    |
|           |            | 36      | 38        | 20.09                   | 20.05      | 20.03      | 0-2                  | 2    |
|           |            | 75      | 0         | 20.10                   | 19.94      | 20.04      | 0-2                  | 2    |

| Bandwidth | Modulation | RB Size | RB Offset | Max.Average Power (dBm) |            | MPR Allowed Per 3GPP | MPR |
|-----------|------------|---------|-----------|-------------------------|------------|----------------------|-----|
|           |            |         |           | 20175                   | 1732.5 MHz |                      |     |
|           |            |         |           | [dB]                    | [dB]       |                      |     |
| 20 MHz    | QPSK       | 1       | 0         | 22.35                   |            | 0                    | 0   |
|           |            | 1       | 49        | 22.20                   |            | 0                    | 0   |
|           |            | 1       | 99        | 22.27                   |            | 0                    | 0   |
|           |            | 50      | 0         | 21.20                   |            | 0-1                  | 1   |
|           |            | 50      | 25        | 21.17                   |            | 0-1                  | 1   |
|           |            | 50      | 49        | 21.08                   |            | 0-1                  | 1   |
|           |            | 100     | 0         | 21.17                   |            | 0-1                  | 1   |
|           | 16QAM      | 1       | 0         | 20.86                   |            | 0-1                  | 1   |
|           |            | 1       | 49        | 20.69                   |            | 0-1                  | 1   |
|           |            | 1       | 99        | 20.55                   |            | 0-1                  | 1   |
|           |            | 50      | 0         | 19.96                   |            | 0-2                  | 2   |
|           |            | 50      | 25        | 19.94                   |            | 0-2                  | 2   |
|           |            | 50      | 49        | 19.91                   |            | 0-2                  | 2   |
|           |            | 100     | 0         | 20.14                   |            | 0-2                  | 2   |

**Note:** LTE Band 4 (AWS) at 20 MHz Bandwidth does not support three non-overlapping channels. Per KDB 941225 D05v02r05, when a device supports overlapping channel assignment in a channel bandwidth configuration, the mid channel of the group of overlapping channels should be selected for testing.

**- LTE Band 5**

| Bandwidth | Modulation | RB Size | RB Offset | Max.Average Power (dBm) |           |           | MPR Allowed Per 3GPP | MPR  |
|-----------|------------|---------|-----------|-------------------------|-----------|-----------|----------------------|------|
|           |            |         |           | 20407                   | 20525     | 20643     |                      |      |
|           |            |         |           | 824.7 MHz               | 836.5 MHz | 848.3 MHz | [dB]                 | [dB] |
| 1.4 MHz   | QPSK       | 1       | 0         | 24.39                   | 24.36     | 24.38     | 0                    | 0    |
|           |            | 1       | 3         | 24.59                   | 24.48     | 24.44     | 0                    | 0    |
|           |            | 1       | 5         | 24.42                   | 24.51     | 24.68     | 0                    | 0    |
|           |            | 3       | 0         | 24.23                   | 24.43     | 24.52     | 0                    | 0    |
|           |            | 3       | 1         | 24.39                   | 24.45     | 24.48     | 0                    | 0    |
|           |            | 3       | 3         | 24.30                   | 24.50     | 24.35     | 0                    | 0    |
|           | 16QAM      | 6       | 0         | 23.17                   | 23.44     | 23.38     | 0-1                  | 1    |
|           |            | 1       | 0         | 23.13                   | 23.36     | 23.31     | 0-1                  | 1    |
|           |            | 1       | 3         | 23.20                   | 23.19     | 23.32     | 0-1                  | 1    |
|           |            | 1       | 5         | 23.14                   | 23.19     | 23.25     | 0-1                  | 1    |
|           |            | 3       | 0         | 23.48                   | 23.17     | 23.49     | 0-1                  | 1    |
|           |            | 3       | 1         | 23.37                   | 23.20     | 23.18     | 0-1                  | 1    |
|           |            | 3       | 3         | 23.29                   | 23.00     | 23.38     | 0-1                  | 1    |
|           |            | 6       | 0         | 21.91                   | 21.8      | 22.42     | 0-2                  | 2    |

| Bandwidth | Modulation | RB Size | RB Offset | Max.Average Power (dBm) |           |           | MPR Allowed Per 3GPP | MPR  |
|-----------|------------|---------|-----------|-------------------------|-----------|-----------|----------------------|------|
|           |            |         |           | 20415                   | 20525     | 20635     |                      |      |
|           |            |         |           | 825.5 MHz               | 836.5 MHz | 847.5 MHz | [dB]                 | [dB] |
| 3 MHz     | QPSK       | 1       | 0         | 24.39                   | 24.33     | 24.43     | 0                    | 0    |
|           |            | 1       | 7         | 24.65                   | 24.43     | 24.50     | 0                    | 0    |
|           |            | 1       | 14        | 24.29                   | 24.50     | 24.55     | 0                    | 0    |
|           |            | 8       | 0         | 23.23                   | 23.21     | 23.39     | 0-1                  | 1    |
|           |            | 8       | 3         | 23.11                   | 23.26     | 23.46     | 0-1                  | 1    |
|           |            | 8       | 7         | 23.09                   | 23.30     | 23.42     | 0-1                  | 1    |
|           |            | 15      | 0         | 23.15                   | 23.33     | 23.52     | 0-1                  | 1    |
|           | 16QAM      | 1       | 0         | 23.04                   | 23.12     | 23.18     | 0-1                  | 1    |
|           |            | 1       | 7         | 23.19                   | 23.27     | 23.48     | 0-1                  | 1    |
|           |            | 1       | 14        | 23.08                   | 23.14     | 23.17     | 0-1                  | 1    |
|           |            | 8       | 0         | 21.65                   | 21.86     | 22.10     | 0-2                  | 2    |
|           |            | 8       | 3         | 21.62                   | 21.82     | 22.32     | 0-2                  | 2    |
|           |            | 8       | 7         | 21.68                   | 21.78     | 22.09     | 0-2                  | 2    |
|           |            | 15      | 0         | 22.07                   | 21.98     | 22.10     | 0-2                  | 2    |

| Bandwidth | Modulation | RB Size | RB Offset | Max.Average Power (dBm) |           |           | MPR Allowed Per 3GPP [dB] | MPR [dB] |
|-----------|------------|---------|-----------|-------------------------|-----------|-----------|---------------------------|----------|
|           |            |         |           | 20425                   | 20525     | 20625     |                           |          |
|           |            |         |           | 826.5 MHz               | 836.5 MHz | 846.5 MHz | [dB]                      | [dB]     |
| 5 MHz     | QPSK       | 1       | 0         | 24.13                   | 24.35     | 24.19     | 0                         | 0        |
|           |            | 1       | 12        | 24.58                   | 24.66     | 24.62     | 0                         | 0        |
|           |            | 1       | 24        | 24.15                   | 24.33     | 24.29     | 0                         | 0        |
|           |            | 12      | 0         | 23.18                   | 23.25     | 23.39     | 0-1                       | 1        |
|           |            | 12      | 6         | 23.15                   | 23.39     | 23.51     | 0-1                       | 1        |
|           |            | 12      | 11        | 23.23                   | 23.40     | 23.30     | 0-1                       | 1        |
|           |            | 25      | 0         | 23.11                   | 23.39     | 23.33     | 0-1                       | 1        |
|           | 16QAM      | 1       | 0         | 22.69                   | 22.94     | 23.19     | 0-1                       | 1        |
|           |            | 1       | 12        | 22.83                   | 23.68     | 23.66     | 0-1                       | 1        |
|           |            | 1       | 24        | 22.57                   | 22.60     | 23.13     | 0-1                       | 1        |
|           |            | 12      | 0         | 21.62                   | 21.92     | 22.15     | 0-2                       | 2        |
|           |            | 12      | 6         | 21.97                   | 22.08     | 22.18     | 0-2                       | 2        |
|           |            | 12      | 11        | 21.99                   | 21.90     | 22.09     | 0-2                       | 2        |
|           |            | 25      | 0         | 22.06                   | 22.19     | 22.12     | 0-2                       | 2        |

| Bandwidth | Modulation | RB Size | RB Offset | Max.Average Power (dBm) |           | MPR Allowed Per 3GPP [dB] | MPR [dB] |
|-----------|------------|---------|-----------|-------------------------|-----------|---------------------------|----------|
|           |            |         |           | 20525                   | 836.5 MHz |                           |          |
|           |            |         |           | [dB]                    | [dB]      |                           |          |
| 10 MHz    | QPSK       | 1       | 0         | 24.36                   |           | 0                         | 0        |
|           |            | 1       | 24        | 24.69                   |           | 0                         | 0        |
|           |            | 1       | 49        | 24.53                   |           | 0                         | 0        |
|           |            | 25      | 0         | 23.27                   |           | 0-1                       | 1        |
|           |            | 25      | 12        | 23.37                   |           | 0-1                       | 1        |
|           |            | 25      | 24        | 23.27                   |           | 0-1                       | 1        |
|           |            | 50      | 0         | 23.31                   |           | 0-1                       | 1        |
|           | 16QAM      | 1       | 0         | 22.97                   |           | 0-1                       | 1        |
|           |            | 1       | 24        | 23.22                   |           | 0-1                       | 1        |
|           |            | 1       | 49        | 22.58                   |           | 0-1                       | 1        |
|           |            | 25      | 0         | 22.01                   |           | 0-2                       | 2        |
|           |            | 25      | 12        | 22.23                   |           | 0-2                       | 2        |
|           |            | 25      | 24        | 22.12                   |           | 0-2                       | 2        |
|           |            | 50      | 0         | 22.18                   |           | 0-2                       | 2        |

**Note:** LTE Band 5 at 10 MHz Bandwidth does not support three non-overlapping channels. Per KDB 941225 D05v02r05, when a device supports overlapping channel assignment in a channel bandwidth configuration, the mid channel of the group of overlapping channels should be selected for testing.



**- LTE Band 7**

| Bandwidth | Modulation | RB Size | RB Offset | Max.Average Power (dBm) |         |           | MPR Allowed Per 3GPP | MPR  |
|-----------|------------|---------|-----------|-------------------------|---------|-----------|----------------------|------|
|           |            |         |           | 20775                   | 21100   | 21425     |                      |      |
|           |            |         |           | 2502.5MHz               | 2535MHz | 2567.5MHz | [dB]                 | [dB] |
| 5 MHz     | QPSK       | 1       | 0         | 21.97                   | 21.83   | 21.79     | 0                    | 0    |
|           |            | 1       | 12        | 22.06                   | 22.37   | 22.07     | 0                    | 0    |
|           |            | 1       | 24        | 21.77                   | 21.83   | 21.84     | 0                    | 0    |
|           |            | 12      | 0         | 20.75                   | 20.94   | 20.88     | 0-1                  | 1    |
|           |            | 12      | 6         | 20.88                   | 20.92   | 20.76     | 0-1                  | 1    |
|           |            | 12      | 11        | 20.86                   | 20.88   | 20.82     | 0-1                  | 1    |
|           |            | 25      | 0         | 20.77                   | 20.81   | 20.85     | 0-1                  | 1    |
|           | 16QAM      | 1       | 0         | 20.56                   | 20.81   | 20.51     | 0-1                  | 1    |
|           |            | 1       | 12        | 20.87                   | 21.03   | 20.73     | 0-1                  | 1    |
|           |            | 1       | 24        | 20.3                    | 20.34   | 20.31     | 0-1                  | 1    |
|           |            | 12      | 0         | 19.48                   | 19.77   | 19.82     | 0-2                  | 2    |
|           |            | 12      | 6         | 19.73                   | 19.85   | 19.79     | 0-2                  | 2    |
|           |            | 12      | 11        | 19.84                   | 19.82   | 19.67     | 0-2                  | 2    |
|           |            | 25      | 0         | 19.72                   | 19.78   | 19.71     | 0-2                  | 2    |

| Bandwidth | Modulation | RB Size | RB Offset | Max.Average Power (dBm) |         |         | MPR Allowed Per 3GPP | MPR  |
|-----------|------------|---------|-----------|-------------------------|---------|---------|----------------------|------|
|           |            |         |           | 20800                   | 21100   | 21400   |                      |      |
|           |            |         |           | 2505MHz                 | 2535MHz | 2565MHz | [dB]                 | [dB] |
| 10 MHz    | QPSK       | 1       | 0         | 22.18                   | 22.17   | 22.25   | 0                    | 0    |
|           |            | 1       | 24        | 22.18                   | 22.31   | 22.17   | 0                    | 0    |
|           |            | 1       | 49        | 22.01                   | 22.17   | 22.24   | 0                    | 0    |
|           |            | 25      | 0         | 20.82                   | 20.90   | 20.93   | 0-1                  | 1    |
|           |            | 25      | 12        | 20.81                   | 20.91   | 20.88   | 0-1                  | 1    |
|           |            | 25      | 24        | 20.80                   | 20.93   | 20.82   | 0-1                  | 1    |
|           |            | 50      | 0         | 20.76                   | 20.88   | 20.91   | 0-1                  | 1    |
|           | 16QAM      | 1       | 0         | 20.77                   | 20.64   | 20.61   | 0-1                  | 1    |
|           |            | 1       | 24        | 19.22                   | 20.69   | 20.89   | 0-1                  | 1    |
|           |            | 1       | 49        | 20.56                   | 20.15   | 20.47   | 0-1                  | 1    |
|           |            | 25      | 0         | 19.78                   | 19.87   | 19.91   | 0-2                  | 2    |
|           |            | 25      | 12        | 19.73                   | 19.85   | 19.79   | 0-2                  | 2    |
|           |            | 25      | 24        | 19.72                   | 19.88   | 19.86   | 0-2                  | 2    |
|           |            | 50      | 0         | 19.72                   | 20.00   | 19.87   | 0-2                  | 2    |

| Bandwidth | Modulation | RB Size | RB Offset | Max.Average Power (dBm) |         |           | MPR Allowed Per 3GPP | MPR  |
|-----------|------------|---------|-----------|-------------------------|---------|-----------|----------------------|------|
|           |            |         |           | 20825                   | 21100   | 21375     | [dB]                 | [dB] |
|           |            |         |           | 2507.5MHz               | 2535MHz | 2562.5MHz |                      |      |
| 15 MHz    | QPSK       | 1       | 0         | 21.68                   | 22.14   | 22.31     | 0                    | 0    |
|           |            | 1       | 36        | 21.76                   | 22.26   | 22.18     | 0                    | 0    |
|           |            | 1       | 74        | 21.99                   | 22.32   | 22.11     | 0                    | 0    |
|           |            | 36      | 0         | 20.83                   | 21.04   | 20.99     | 0-1                  | 1    |
|           |            | 36      | 18        | 20.92                   | 20.98   | 21.04     | 0-1                  | 1    |
|           |            | 36      | 38        | 20.83                   | 21.06   | 20.96     | 0-1                  | 1    |
|           |            | 75      | 0         | 20.84                   | 21.08   | 20.98     | 0-1                  | 1    |
|           | 16QAM      | 1       | 0         | 21.48                   | 20.66   | 20.71     | 0-1                  | 1    |
|           |            | 1       | 36        | 21.43                   | 20.69   | 21.13     | 0-1                  | 1    |
|           |            | 1       | 74        | 21.34                   | 20.47   | 20.52     | 0-1                  | 1    |
|           |            | 36      | 0         | 19.71                   | 20.04   | 19.86     | 0-2                  | 2    |
|           |            | 36      | 18        | 19.79                   | 20.00   | 19.82     | 0-2                  | 2    |
|           |            | 36      | 38        | 19.72                   | 19.96   | 19.87     | 0-2                  | 2    |
|           |            | 75      | 0         | 19.73                   | 19.93   | 19.87     | 0-2                  | 2    |

| Bandwidth | Modulation | RB Size | RB Offset | Max.Average Power (dBm) |         |         | MPR Allowed Per 3GPP | MPR  |
|-----------|------------|---------|-----------|-------------------------|---------|---------|----------------------|------|
|           |            |         |           | 20850                   | 21100   | 21350   | [dB]                 | [dB] |
|           |            |         |           | 2510MHz                 | 2535MHz | 2560MHz |                      |      |
| 20 MHz    | QPSK       | 1       | 0         | 21.80                   | 21.94   | 22.06   | 0                    | 0    |
|           |            | 1       | 49        | 21.79                   | 22.14   | 22.32   | 0                    | 0    |
|           |            | 1       | 99        | 21.82                   | 22.16   | 22.00   | 0                    | 0    |
|           |            | 50      | 0         | 20.90                   | 21.03   | 21.06   | 0-1                  | 1    |
|           |            | 50      | 25        | 20.79                   | 21.04   | 21.07   | 0-1                  | 1    |
|           |            | 50      | 49        | 20.94                   | 20.98   | 20.93   | 0-1                  | 1    |
|           |            | 100     | 0         | 20.83                   | 20.96   | 21.01   | 0-1                  | 1    |
|           | 16QAM      | 1       | 0         | 20.62                   | 20.58   | 20.82   | 0-1                  | 1    |
|           |            | 1       | 49        | 20.63                   | 20.74   | 20.81   | 0-1                  | 1    |
|           |            | 1       | 99        | 20.47                   | 20.59   | 20.59   | 0-1                  | 1    |
|           |            | 50      | 0         | 19.91                   | 19.86   | 20.03   | 0-2                  | 2    |
|           |            | 50      | 25        | 19.79                   | 19.94   | 20.03   | 0-2                  | 2    |
|           |            | 50      | 49        | 19.84                   | 19.78   | 19.91   | 0-2                  | 2    |
|           |            | 100     | 0         | 19.74                   | 19.92   | 19.99   | 0-2                  | 2    |

**- LTE Band 12**

| Bandwidth | Modulation | RB Size | RB Offset | Max.Average Power (dBm) |           |           | MPR Allowed Per 3GPP | MPR  |
|-----------|------------|---------|-----------|-------------------------|-----------|-----------|----------------------|------|
|           |            |         |           | 23017                   | 23095     | 23173     |                      |      |
|           |            |         |           | 699.7 MHz               | 707.5 MHz | 715.3 MHz | [dB]                 | [dB] |
| 1.4 MHz   | QPSK       | 1       | 0         | 24.41                   | 24.22     | 24.18     | 0                    | 0    |
|           |            | 1       | 3         | 24.48                   | 24.26     | 24.13     | 0                    | 0    |
|           |            | 1       | 5         | 24.32                   | 24.38     | 24.17     | 0                    | 0    |
|           |            | 3       | 0         | 24.25                   | 24.20     | 24.12     | 0                    | 0    |
|           |            | 3       | 1         | 24.28                   | 24.23     | 24.08     | 0                    | 0    |
|           |            | 3       | 3         | 24.20                   | 24.22     | 24.03     | 0                    | 0    |
|           | 16QAM      | 6       | 0         | 23.19                   | 23.08     | 23.11     | 0-1                  | 1    |
|           |            | 1       | 0         | 23.09                   | 23.16     | 22.82     | 0-1                  | 1    |
|           |            | 1       | 3         | 23.04                   | 23.12     | 22.86     | 0-1                  | 1    |
|           |            | 1       | 5         | 22.99                   | 23.09     | 22.88     | 0-1                  | 1    |
|           |            | 3       | 0         | 22.94                   | 22.80     | 22.95     | 0-1                  | 1    |
|           |            | 3       | 1         | 22.79                   | 23.23     | 22.70     | 0-1                  | 1    |
|           |            | 3       | 3         | 22.72                   | 23.03     | 23.07     | 0-1                  | 1    |
|           |            | 6       | 0         | 21.88                   | 22.08     | 22.20     | 0-2                  | 2    |

| Bandwidth | Modulation | RB Size | RB Offset | Max.Average Power (dBm) |           |           | MPR Allowed Per 3GPP | MPR  |
|-----------|------------|---------|-----------|-------------------------|-----------|-----------|----------------------|------|
|           |            |         |           | 23025                   | 23095     | 23165     |                      |      |
|           |            |         |           | 700.5 MHz               | 707.5 MHz | 714.5 MHz | [dB]                 | [dB] |
| 3 MHz     | QPSK       | 1       | 0         | 24.20                   | 24.23     | 24.12     | 0                    | 0    |
|           |            | 1       | 7         | 24.44                   | 24.62     | 24.40     | 0                    | 0    |
|           |            | 1       | 14        | 24.18                   | 24.18     | 24.30     | 0                    | 0    |
|           |            | 8       | 0         | 23.13                   | 23.14     | 23.01     | 0-1                  | 1    |
|           |            | 8       | 3         | 23.03                   | 23.23     | 23.13     | 0-1                  | 1    |
|           |            | 8       | 7         | 23.11                   | 23.23     | 23.15     | 0-1                  | 1    |
|           |            | 15      | 0         | 23.24                   | 23.24     | 23.13     | 0-1                  | 1    |
|           | 16QAM      | 1       | 0         | 23.29                   | 23.27     | 22.65     | 0-1                  | 1    |
|           |            | 1       | 7         | 23.56                   | 23.37     | 22.65     | 0-1                  | 1    |
|           |            | 1       | 14        | 23.05                   | 22.98     | 22.60     | 0-1                  | 1    |
|           |            | 8       | 0         | 22.17                   | 22.36     | 22.06     | 0-2                  | 2    |
|           |            | 8       | 3         | 22.09                   | 22.45     | 22.15     | 0-2                  | 2    |
|           |            | 8       | 7         | 22.18                   | 22.44     | 22.04     | 0-2                  | 2    |
|           |            | 15      | 0         | 22.14                   | 22.28     | 22.13     | 0-2                  | 2    |

| Bandwidth | Modulation | RB Size | RB Offset | Max.Average Power (dBm) |           |           | MPR Allowed Per 3GPP | MPR  |
|-----------|------------|---------|-----------|-------------------------|-----------|-----------|----------------------|------|
|           |            |         |           | 23035                   | 23095     | 23155     |                      |      |
|           |            |         |           | 701.5 MHz               | 707.5 MHz | 713.5 MHz | [dB]                 | [dB] |
| 5 MHz     | QPSK       | 1       | 0         | 24.23                   | 24.24     | 23.76     | 0                    | 0    |
|           |            | 1       | 12        | 24.23                   | 24.56     | 24.25     | 0                    | 0    |
|           |            | 1       | 24        | 24.16                   | 24.16     | 23.86     | 0                    | 0    |
|           |            | 12      | 0         | 23.24                   | 23.23     | 23.03     | 0-1                  | 1    |
|           |            | 12      | 6         | 23.23                   | 23.18     | 23.07     | 0-1                  | 1    |
|           |            | 12      | 11        | 23.08                   | 23.12     | 22.99     | 0-1                  | 1    |
|           | 16QAM      | 25      | 0         | 23.14                   | 23.15     | 23.00     | 0-1                  | 1    |
|           |            | 1       | 0         | 22.73                   | 22.73     | 23.27     | 0-1                  | 1    |
|           |            | 1       | 12        | 22.53                   | 22.79     | 23.47     | 0-1                  | 1    |
|           |            | 1       | 24        | 22.44                   | 22.38     | 22.67     | 0-1                  | 1    |
|           |            | 12      | 0         | 22.09                   | 21.99     | 21.99     | 0-2                  | 2    |
|           |            | 12      | 6         | 22.20                   | 22.29     | 22.09     | 0-2                  | 2    |
|           |            | 12      | 11        | 22.01                   | 22.32     | 22.09     | 0-2                  | 2    |
|           |            | 25      | 0         | 22.29                   | 22.16     | 22.12     | 0-2                  | 2    |

| Bandwidth | Modulation | RB Size | RB Offset | Max.Average Power (dBm) |           | MPR Allowed Per 3GPP | MPR |
|-----------|------------|---------|-----------|-------------------------|-----------|----------------------|-----|
|           |            |         |           | 23095                   | 707.5 MHz |                      |     |
|           |            |         |           | [dB]                    | [dB]      |                      |     |
| 10 MHz    | QPSK       | 1       | 0         | 24.42                   |           | 0                    | 0   |
|           |            | 1       | 24        | 24.53                   |           | 0                    | 0   |
|           |            | 1       | 49        | 24.00                   |           | 0                    | 0   |
|           |            | 25      | 0         | 23.21                   |           | 0-1                  | 1   |
|           |            | 25      | 12        | 23.23                   |           | 0-1                  | 1   |
|           |            | 25      | 24        | 22.98                   |           | 0-1                  | 1   |
|           |            | 50      | 0         | 23.05                   |           | 0-1                  | 1   |
|           | 16QAM      | 1       | 0         | 22.97                   |           | 0-1                  | 1   |
|           |            | 1       | 24        | 23.20                   |           | 0-1                  | 1   |
|           |            | 1       | 49        | 22.95                   |           | 0-1                  | 1   |
|           |            | 25      | 0         | 22.18                   |           | 0-2                  | 2   |
|           |            | 25      | 12        | 22.22                   |           | 0-2                  | 2   |
|           |            | 25      | 24        | 22.09                   |           | 0-2                  | 2   |
|           |            | 50      | 0         | 22.02                   |           | 0-2                  | 2   |

**Note:** LTE Band 12 at 10 MHz Bandwidth does not support three non-overlapping channels. Per KDB 941225 D05v02r03, when a device supports overlapping channel assignment in a channel bandwidth configuration, the mid channel of the group of overlapping channels should be selected for testing.

## 9.4 WiFi

### IEEE 802.11 Average RF Power– 20 MHz Bandwidth

| Mode     | Freq. | Channel | IEEE 802.11 (2.4 GHz)<br>Conducted Power |
|----------|-------|---------|--|
|          | [MHz] |         | [dBm]                                    |
| 802.11b  | 2412  | 1       | 17.19                                    |
|          | 2437  | 6       | 18.16                                    |
|          | 2462  | 11      | 17.20                                    |
| 802.11g  | 2412  | 1       | 14.09                                    |
|          | 2437  | 6       | 15.14                                    |
|          | 2462  | 11      | 14.06                                    |
| 802.11n  | 2412  | 1       | 13.37                                    |
|          | 2437  | 6       | 14.28                                    |
|          | 2462  | 11      | 13.25                                    |
| 802.11ac | 2412  | 1       | 12.21                                    |
|          | 2437  | 6       | 13.19                                    |
|          | 2462  | 11      | 12.06                                    |

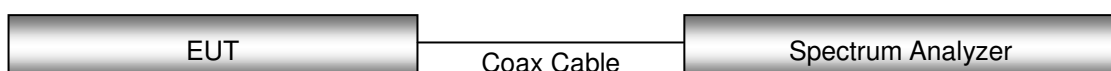
### IEEE 802.11a Average RF Power– 20 MHz Bandwidth

| Mode    | Freq. | Channel | IEEE 802.11 (5 GHz)<br>Conducted Power |
|---------|-------|---------|--|
|         | [MHz] |         | [dBm]                                  |
| 802.11a | 5180  | 36      | 13.20                                  |
|         | 5200  | 40      | 13.26                                  |
|         | 5220  | 44      | 13.20                                  |
|         | 5240  | 48      | 13.20                                  |
|         | 5260  | 52      | 13.22                                  |
|         | 5280  | 56      | 13.21                                  |
|         | 5300  | 60      | 13.32                                  |
|         | 5320  | 64      | 13.37                                  |
|         | 5500  | 100     | 13.45                                  |
|         | 5580  | 116     | 13.23                                  |
|         | 5620  | 124     | 12.99                                  |
|         | 5700  | 140     | 12.89                                  |
|         | 5745  | 149     | 12.79                                  |
|         | 5785  | 157     | 12.80                                  |
|         | 5825  | 165     | 12.82                                  |

Justification for test configurations for WLAN per KDB Publication 248227 D01v02r02:

- Power measurements were performed for the transmission mode configuration with the highest maximum output power specified for production units.
- For transmission mode with the same maximum output power specification, powers were measured for the largest channel bandwidth, lowest order modulation and lowest data rate.
- For transmission modes with identical maximum specified output power, channel bandwidth, modulation and data rates, power measurements were required for all identical configurations.
- For each transmission mode configuration, powers were measured for the highest and lowest channels; and at the mid-band channel(s) when there were at least 3 channels supported. For configurations with multiple mid-band channels, due to an even number of channels, both channels were measured.

## Test Configuration



# 10. SYSTEM VERIFICATION

## 10.1 Tissue Verification

The Head /body simulating material is calibrated by HCT using the DAKS 3.5 to determine the conductivity and permittivity.

| Table for Head Tissue Verification |                   |             |             |                                      |  |                                    |  |                |                  |
|------------------------------------|-------------------|-------------|-------------|--------------------------------------|--|------------------------------------|--|----------------|------------------|
| Date of Tests                      | Tissue Temp. (°C) | Tissue Type | Freq. (MHz) | Measured Conductivity $\sigma$ (S/m) | Measured Dielectric Constant, $\epsilon$ | Target Conductivity $\sigma$ (S/m) | Target Dielectric Constant, $\epsilon$ | % dev $\sigma$ | % dev $\epsilon$ |
| 02/03/2016                         | 20.0              | 750H        | 700         | 0.870                                | 41.926                                   | 0.889                              | 42.200                                 | -2.14%         | -0.65%           |
|                                    |                   |             | 725         | 0.890                                | 41.693                                   | 0.891                              | 42.071                                 | -0.11%         | -0.90%           |
|                                    |                   |             | 750         | 0.916                                | 41.409                                   | 0.893                              | 41.940                                 | 2.58%          | -1.27%           |
| 02/04/2016                         | 20.7              | 835H        | 820         | 0.905                                | 40.574                                   | 0.899                              | 41.578                                 | 0.67%          | -2.41%           |
|                                    |                   |             | 835         | 0.919                                | 40.468                                   | 0.900                              | 41.500                                 | 2.11%          | -2.49%           |
|                                    |                   |             | 850         | 0.932                                | 40.304                                   | 0.916                              | 41.500                                 | 1.75%          | -2.88%           |
| 02/02/2016                         | 19.8              | 835H        | 820         | 0.910                                | 40.514                                   | 0.899                              | 41.578                                 | 1.22%          | -2.56%           |
|                                    |                   |             | 835         | 0.921                                | 40.313                                   | 0.900                              | 41.500                                 | 2.33%          | -2.86%           |
|                                    |                   |             | 850         | 0.937                                | 40.176                                   | 0.916                              | 41.500                                 | 2.29%          | -3.19%           |
| 01/27/2016                         | 21.0              | 1800H       | 1710        | 1.351                                | 40.130                                   | 1.348                              | 40.142                                 | 0.22%          | -0.03%           |
|                                    |                   |             | 1750        | 1.394                                | 39.961                                   | 1.371                              | 40.079                                 | 1.68%          | -0.29%           |
|                                    |                   |             | 1800        | 1.441                                | 39.737                                   | 1.400                              | 40.000                                 | 2.93%          | -0.66%           |
| 02/01/2016                         | 20.1              | 1900H       | 1850        | 1.368                                | 40.022                                   | 1.400                              | 40.000                                 | -2.29%         | 0.05%            |
|                                    |                   |             | 1900        | 1.416                                | 39.861                                   | 1.400                              | 40.000                                 | 1.14%          | -0.35%           |
|                                    |                   |             | 1910        | 1.424                                | 39.810                                   | 1.400                              | 40.000                                 | 1.71%          | -0.47%           |
| 02/02/2016                         | 19.8              | 1900H       | 1850        | 1.353                                | 39.710                                   | 1.400                              | 40.000                                 | -3.36%         | -0.72%           |
|                                    |                   |             | 1900        | 1.405                                | 39.552                                   | 1.400                              | 40.000                                 | 0.36%          | -1.12%           |
|                                    |                   |             | 1910        | 1.410                                | 39.533                                   | 1.400                              | 40.000                                 | 0.71%          | -1.17%           |
| 02/15/2016                         | 21.9              | 2450H       | 2400        | 1.758                                | 40.433                                   | 1.756                              | 39.290                                 | 0.11%          | 2.91%            |
|                                    |                   |             | 2450        | 1.816                                | 40.263                                   | 1.800                              | 39.200                                 | 0.89%          | 2.71%            |
|                                    |                   |             | 2500        | 1.874                                | 40.071                                   | 1.855                              | 39.140                                 | 1.02%          | 2.38%            |
| 01/29/2016                         | 19.7              | 2600H       | 2500        | 1.908                                | 39.347                                   | 1.855                              | 39.140                                 | 2.86%          | 0.53%            |
|                                    |                   |             | 2550        | 1.964                                | 39.189                                   | 1.909                              | 39.070                                 | 2.88%          | 0.30%            |
|                                    |                   |             | 2600        | 2.024                                | 39.013                                   | 1.964                              | 39.010                                 | 3.05%          | 0.01%            |
| 02/18/2016                         | 21.5              | 5200H-5800H | 5 250       | 4.577                                | 34.852                                   | 4.723                              | 35.918                                 | -3.09%         | -2.97%           |
|                                    |                   |             | 5 280       | 4.596                                | 35.236                                   | 4.744                              | 35.894                                 | -3.12%         | -1.83%           |
|                                    |                   |             | 5 320       | 4.619                                | 35.170                                   | 4.785                              | 35.846                                 | -3.47%         | -1.89%           |
|                                    |                   |             | 5 500       | 5.100                                | 35.870                                   | 4.963                              | 35.640                                 | 2.76%          | 0.65%            |
|                                    |                   |             | 5 600       | 5.229                                | 35.671                                   | 5.065                              | 35.530                                 | 3.24%          | 0.40%            |
|                                    |                   |             | 5 720       | 5.312                                | 36.069                                   | 5.195                              | 35.390                                 | 3.49%          | 1.72%            |
|                                    |                   |             | 5 750       | 5.437                                | 36.442                                   | 5.221                              | 35.365                                 | 4.14%          | 3.05%            |
|                                    |                   |             | 5 800       | 5.216                                | 35.764                                   | 5.270                              | 35.300                                 | -1.02%         | 1.31%            |
|                                    |                   |             | 5 825       | 5.149                                | 35.835                                   | 5.303                              | 35.270                                 | -2.90%         | 1.60%            |

**Table for Body Tissue Verification**

| Date of Tests | Tissue Temp. (°C) | Tissue Type | Freq. (MHz) | Measured Conductivity $\sigma$ (S/m) | Measured Dielectric Constant, $\epsilon$ | Target Conductivity $\sigma$ (S/m) | Target Dielectric Constant, $\epsilon$ | % dev $\sigma$ | % dev $\epsilon$ |
|---------------|-------------------|-------------|-------------|--------------------------------------|--|------------------------------------|--|----------------|------------------|
| 02/12/2016    | 21.2              | 750B        | 700         | 0.943                                | 55.400                                   | 0.959                              | 55.730                                 | -1.67%         | -0.59%           |
|               |                   |             | 725         | 0.930                                | 55.100                                   | 0.961                              | 55.629                                 | -3.23%         | -0.95%           |
|               |                   |             | 750         | 0.992                                | 54.800                                   | 0.963                              | 55.530                                 | 3.01%          | -1.31%           |
| 02/14/2016    | 20.7              | 835B        | 820         | 0.967                                | 54.600                                   | 0.969                              | 55.258                                 | -0.21%         | -1.19%           |
|               |                   |             | 835         | 0.984                                | 54.600                                   | 0.970                              | 55.200                                 | 1.44%          | -1.09%           |
|               |                   |             | 850         | 0.999                                | 54.400                                   | 0.988                              | 55.154                                 | 1.11%          | -1.37%           |
| 02/11/2016    | 21.5              | 1800B       | 1710        | 1.410                                | 53.700                                   | 1.463                              | 53.537                                 | -3.62%         | 0.30%            |
|               |                   |             | 1750        | 1.450                                | 53.500                                   | 1.488                              | 53.432                                 | -2.55%         | 0.13%            |
|               |                   |             | 1800        | 1.510                                | 53.400                                   | 1.520                              | 53.300                                 | -0.66%         | 0.19%            |
| 02/03/2016    | 19.7              | 1900B       | 1850        | 1.490                                | 54.200                                   | 1.520                              | 53.300                                 | -1.97%         | 1.69%            |
|               |                   |             | 1900        | 1.550                                | 54.000                                   | 1.520                              | 53.300                                 | 1.97%          | 1.31%            |
|               |                   |             | 1910        | 1.560                                | 54.000                                   | 1.520                              | 53.300                                 | 2.63%          | 1.31%            |
| 02/19/2016    | 21.0              | 2450B       | 2400        | 1.930                                | 53.200                                   | 1.902                              | 52.770                                 | 1.47%          | 0.81%            |
|               |                   |             | 2450        | 1.990                                | 53.000                                   | 1.950                              | 52.700                                 | 2.05%          | 0.57%            |
|               |                   |             | 2500        | 2.060                                | 52.900                                   | 2.021                              | 52.640                                 | 1.93%          | 0.49%            |
| 02/02/2016    | 19.9              | 2600B       | 2500        | 2.030                                | 52.600                                   | 2.021                              | 52.640                                 | 0.45%          | -0.08%           |
|               |                   |             | 2550        | 2.090                                | 52.400                                   | 2.092                              | 52.570                                 | -0.10%         | -0.32%           |
|               |                   |             | 2600        | 2.160                                | 52.200                                   | 2.163                              | 52.510                                 | -0.14%         | -0.59%           |
| 02/18/2016    | 20.3              | 5200B-5800B | 5 250       | 5.240                                | 48.200                                   | 5.377                              | 48.936                                 | -2.55%         | -1.50%           |
|               |                   |             | 5 280       | 5.280                                | 47.800                                   | 5.400                              | 48.908                                 | -2.22%         | -2.27%           |
|               |                   |             | 5 320       | 5.330                                | 47.800                                   | 5.447                              | 48.852                                 | -2.15%         | -2.15%           |
|               |                   |             | 5 500       | 5.660                                | 47.500                                   | 5.650                              | 48.610                                 | 0.18%          | -2.28%           |
|               |                   |             | 5 600       | 5.850                                | 47.200                                   | 5.766                              | 48.470                                 | 1.46%          | -2.62%           |
|               |                   |             | 5 720       | 6.040                                | 47.100                                   | 5.915                              | 48.312                                 | 3.34%          | -2.66%           |
|               |                   |             | 5 750       | 6.080                                | 46.800                                   | 5.944                              | 48.277                                 | 2.29%          | -3.06%           |
|               |                   |             | 5 800       | 6.180                                | 46.700                                   | 6.000                              | 48.200                                 | 3.00%          | -3.11%           |
|               |                   |             | 5 825       | 6.220                                | 46.600                                   | 6.037                              | 48.165                                 | 3.03%          | -3.25%           |

## 10.2 System Verification

Prior to assessment, the system is verified to the  $\pm 10\%$  of the specifications at 750 MHz/ 835 MHz / 1800 MHz/ 1 900 MHz / 2 450 MHz / 2 600 MHz/5 250 MHz / 5 600 MHz / 5 750 by using the system Verification kit. (Graphic Plots Attached)

### System Verification Results

| Freq. | Date       | Probe (S/N) | Dipole (S/N) | Liquid | Amb. Temp. | Liquid Temp. | 1 W Target SAR <sub>1g</sub> (SPEAG) | Measured SAR <sub>1g</sub> | 1 W Normalized SAR <sub>1g</sub> | Deviation | Limit [%] |
|-------|------------|-------------|--------------|--------|------------|--------------|--------------------------------------|----------------------------|----------------------------------|-----------|-----------|
| [MHz] |            |             |              |        | [°C]       | [°C]         | [W/kg]                               | [W/kg]                     | [W/kg]                           | [%]       | [%]       |
| 750   | 02/03/2016 | 1605        | 1014         | Head   | 20.2       | 20.0         | 8.15                                 | 0.888                      | 8.88                             | + 8.96    | $\pm 10$  |
| 750   | 02/12/2016 | 3968        |              | Body   | 21.4       | 21.2         | 8.49                                 | 0.873                      | 8.73                             | + 2.83    | $\pm 10$  |
| 835   | 02/04/2016 | 1605        | 4d165        | Head   | 20.9       | 20.7         | 9.06                                 | 0.929                      | 9.29                             | + 2.54    | $\pm 10$  |
| 835   | 02/02/2016 | 1605        |              | Head   | 20.0       | 19.8         | 9.06                                 | 0.931                      | 9.31                             | + 2.76    | $\pm 10$  |
| 835   | 02/14/2016 | 3968        |              | Body   | 20.9       | 20.7         | 9.47                                 | 0.986                      | 9.86                             | + 4.12    | $\pm 10$  |
| 1 800 | 01/27/2016 | 1605        | 2d006        | Head   | 21.3       | 21.0         | 38.5                                 | 3.97                       | 39.7                             | + 3.12    | $\pm 10$  |
| 1 800 | 02/11/2016 | 3968        |              | Body   | 21.7       | 21.5         | 38.3                                 | 3.83                       | 38.3                             | + 0.00    | $\pm 10$  |
| 1 900 | 02/01/2016 | 1605        | 5d032        | Head   | 20.3       | 20.1         | 41.1                                 | 4.22                       | 42.2                             | + 2.68    | $\pm 10$  |
| 1 900 | 02/02/2016 | 1605        |              | Head   | 20.0       | 19.8         | 41.1                                 | 4.19                       | 41.9                             | + 1.95    | $\pm 10$  |
| 1 900 | 02/03/2016 | 3968        |              | Body   | 19.9       | 19.7         | 40.9                                 | 4.11                       | 41.1                             | + 0.49    | $\pm 10$  |
| 2 450 | 02/15/2016 | 3903        | 743          | Head   | 22.1       | 21.9         | 53.4                                 | 5.14                       | 51.4                             | - 3.75    | $\pm 10$  |
| 2 450 | 02/19/2016 | 3968        |              | Body   | 21.2       | 21.0         | 52.1                                 | 5.28                       | 52.8                             | + 1.34    | $\pm 10$  |
| 2 600 | 01/29/2016 | 3903        | 1015         | Head   | 22.1       | 19.7         | 56.5                                 | 5.54                       | 55.4                             | - 1.95    | $\pm 10$  |
| 2 600 | 02/02/2016 | 3968        |              | Body   | 21.2       | 19.9         | 55.4                                 | 5.58                       | 55.8                             | + 0.72    | $\pm 10$  |
| 5 250 | 02/18/2016 | 3903        | 1107         | Head   | 21.7       | 21.5         | 77.8                                 | 8.01                       | 80.1                             | + 2.96    | $\pm 10$  |
| 5 250 | 02/18/2016 | 3968        |              | Body   | 20.5       | 20.3         | 74.0                                 | 7.4                        | 74                               | + 0.00    | $\pm 10$  |
| 5 600 | 02/18/2016 | 3903        |              | Head   | 21.7       | 21.5         | 80.5                                 | 8.35                       | 83.5                             | + 3.73    | $\pm 10$  |
| 5 600 | 02/18/2016 | 3968        |              | Body   | 20.5       | 20.3         | 78.9                                 | 7.88                       | 78.8                             | - 0.13    | $\pm 10$  |
| 5 750 | 02/18/2016 | 3903        |              | Head   | 21.7       | 21.5         | 76.8                                 | 8.24                       | 82.4                             | + 7.29    | $\pm 10$  |
| 5 750 | 02/18/2016 | 3968        |              | Body   | 20.5       | 20.3         | 74.9                                 | 7.57                       | 75.7                             | + 1.07    | $\pm 10$  |

## 10.3 System Verification Procedure

SAR measurement was prior to assessment, the system is verified to the  $\pm 10\%$  of the specifications at each frequencyband by using the system Verification kit. (Graphic Plots Attached)

- Cabling the system, using the Verification kit equipments.
- Generate about 100 mW Input Level from the Signal generator to the Dipole Antenna.
- Dipole Antenna was placed below the Flat phantom.
- The measured one-gram SAR at the surface of the phantom above the dipole feed-point should be within 10 % of the target reference value.
- The results are normalized to 1 W input power.

NOTE;

SAR Verification was performed according to the FCC KDB 865664 D01v01r04.



# 11. SAR TEST DATA SUMMARY

## 11.1 HEAD SAR Measurement Results

| GSM 850 Head SAR   |     |          |               |             |             |  |            |           |                |              |          |
|--|-----|----------|---------------|-------------|-------------|--|------------|-----------|----------------|--------------|----------|
| Frequency  |     | Mode     | Tune-Up Limit | Meas. Power | Power Drift | Test Position                            | Duty Cycle | Meas. SAR | Scaling Factor | Scaled SAR   | Plot No. |
| MHz  | Ch. |          | (dB)          | (dB)        | (dB)        |  |            | (W/kg)    |                | (W/kg)       |          |
| 836.6  | 190 | GSM      | 33.7          | 33.34       | 0.01        | Left Cheek                               | 1:8.3      | 0.523     | 1.086          | 0.568        | -        |
| 836.6  | 190 | GSM      | 33.7          | 33.34       | -0.11       | Left Tilt                                | 1:8.3      | 0.272     | 1.086          | 0.296        | -        |
| 836.6  | 190 | GSM      | 33.7          | 33.34       | 0.12        | Right Cheek                              | 1:8.3      | 0.455     | 1.086          | 0.494        | -        |
| 836.6  | 190 | GSM      | 33.7          | 33.34       | -0.11       | Right Tilt                               | 1:8.3      | 0.271     | 1.086          | 0.294        | -        |
| 836.6  | 190 | GPRS 2Tx | 31.7          | 31.49       | -0.11       | Left Cheek                               | 1:4.15     | 0.721     | 1.050          | <b>0.757</b> | 1        |
| 836.6  | 190 | GPRS 2Tx | 31.7          | 31.49       | -0.13       | Left Tilt                                | 1:4.15     | 0.389     | 1.050          | 0.408        | -        |
| 836.6  | 190 | GPRS 2Tx | 31.7          | 31.49       | -0.10       | Right Cheek                              | 1:4.15     | 0.590     | 1.050          | 0.619        | -        |
| 836.6  | 190 | GPRS 2Tx | 31.7          | 31.49       | -0.16       | Right Tilt                               | 1:4.15     | 0.384     | 1.050          | 0.403        | -        |
| ANSI/ IEEE C95.1 - 1992- Safety Limit<br>Spatial Peak<br>Uncontrolled Exposure/ General Population |     |          |               |             |             | Head<br>1.6 W/kg<br>Averaged over 1 gram |            |           |                |              |          |

| GSM 1900 Head SAR  |     |          |               |             |             |  |            |           |                |              |          |
|--|-----|----------|---------------|-------------|-------------|--|------------|-----------|----------------|--------------|----------|
| Frequency  |     | Mode     | Tune-Up Limit | Meas. Power | Power Drift | Test Position                            | Duty Cycle | Meas. SAR | Scaling Factor | Scaled SAR   | Plot No. |
| MHz  | Ch. |          | (dB)          | (dB)        | (dB)        |  |            | (W/kg)    |                | (W/kg)       |          |
| 1880.0   | 661 | GSM      | 31.7          | 31.33       | -0.18       | Left Cheek                               | 1:8.3      | 0.249     | 1.089          | 0.271        | -        |
| 1880.0   | 661 | GSM      | 31.7          | 31.33       | 0.01        | Left Tilt                                | 1:8.3      | 0.159     | 1.089          | 0.173        | -        |
| 1880.0   | 661 | GSM      | 31.7          | 31.33       | -0.06       | Right Cheek                              | 1:8.3      | 0.419     | 1.089          | 0.456        | -        |
| 1880.0   | 661 | GSM      | 31.7          | 31.33       | -0.01       | Right Tilt                               | 1:8.3      | 0.142     | 1.089          | 0.155        | -        |
| 1880.0   | 661 | GPRS 2Tx | 29.7          | 29.23       | 0.03        | Left Cheek                               | 1:4.15     | 0.306     | 1.114          | 0.341        | -        |
| 1880.0   | 661 | GPRS 2Tx | 29.7          | 29.23       | -0.05       | Left Tilt                                | 1:4.15     | 0.204     | 1.114          | 0.227        | -        |
| 1880.0   | 661 | GPRS 2Tx | 29.7          | 29.23       | 0.01        | Right Cheek                              | 1:4.15     | 0.567     | 1.114          | <b>0.632</b> | 2        |
| 1880.0   | 661 | GPRS 2Tx | 29.7          | 29.23       | -0.02       | Right Tilt                               | 1:4.15     | 0.182     | 1.114          | 0.203        | -        |
| ANSI/ IEEE C95.1 - 1992- Safety Limit<br>Spatial Peak<br>Uncontrolled Exposure/ General Population |     |          |               |             |             | Head<br>1.6 W/kg<br>Averaged over 1 gram |            |           |                |              |          |

**UMTS 850 Head SAR**

| Frequency  |      | Mode | Tune-Up Limit<br>(dB) | Meas. Power<br>(dB) | Power Drift<br>(dB) | Test Position                            | Duty Cycle | Meas. SAR<br>(W/kg) | Scaling Factor | Scaled SAR<br>(W/kg) | Plot No. |
|--|------|------|-----------------------|---------------------|---------------------|--|------------|---------------------|----------------|----------------------|----------|
| MHz  | Ch.  |      |                       |                     |                     |  |            |                     |                |                      |          |
| 836.6  | 4183 | RMC  | 24.7                  | 24.56               | -0.13               | Left Cheek                               | 1:1        | 0.565               | 1.033          | <b>0.584</b>         | 3        |
| 836.6  | 4183 | RMC  | 24.7                  | 24.56               | 0.07                | Left Tilt                                | 1:1        | 0.282               | 1.033          | 0.291                | -        |
| 836.6  | 4183 | RMC  | 24.7                  | 24.56               | 0.16                | Right Cheek                              | 1:1        | 0.401               | 1.033          | 0.414                | -        |
| 836.6  | 4183 | RMC  | 24.7                  | 24.56               | -0.02               | Right Tilt                               | 1:1        | 0.237               | 1.033          | 0.245                | -        |
| ANSI/ IEEE C95.1 - 1992- Safety Limit<br>Spatial Peak<br>Uncontrolled Exposure/ General Population |      |      |                       |                     |                     | Head<br>1.6 W/kg<br>Averaged over 1 gram |            |                     |                |                      |          |

**UMTS 1700 Head SAR**

| Frequency  |      | Mode | Tune-Up Limit<br>(dB) | Meas. Power<br>(dB) | Power Drift<br>(dB) | Test Position                                   | Duty Cycle | Meas. SAR<br>(W/kg) | Scaling Factor | Scaled SAR<br>(W/kg) | Plot No. |
|--|------|------|-----------------------|---------------------|---------------------|---|------------|---------------------|----------------|----------------------|----------|
| MHz  | Ch.  |      |                       |                     |                     |   |            |                     |                |                      |          |
| 1 732.4  | 1412 | RMC  | 23.7                  | 23.58               | 0.13                | Left Cheek                                      | 1:1        | 0.371               | 1.028          | 0.381                | -        |
| 1 732.4  | 1412 | RMC  | 23.7                  | 23.58               | 0.02                | Left Tilt                                       | 1:1        | 0.248               | 1.028          | 0.255                | -        |
| 1 732.4  | 1412 | RMC  | 23.7                  | 23.58               | 0.08                | Right Cheek                                     | 1:1        | 0.504               | 1.028          | <b>0.518</b>         | 4        |
| 1 732.4  | 1412 | RMC  | 23.7                  | 23.58               | 0.04                | Right Tilt                                      | 1:1        | 0.241               | 1.028          | 0.248                | -        |
| ANSI/ IEEE C95.1 - 1992- Safety Limit<br>Spatial Peak<br>Uncontrolled Exposure/ General Population |      |      |                       |                     |                     | Head<br>1.6 W/kg (mW/g)<br>Averaged over 1 gram |            |                     |                |                      |          |

**UMTS 1900 Head SAR**

| Frequency  |      | Mode | Tune-Up Limit<br>(dB) | Meas. Power<br>(dB) | Power Drift<br>(dB) | Test Position                            | Duty Cycle | Meas. SAR<br>(W/kg) | Scaling Factor | Scaled SAR<br>(W/kg) | Plot No. |
|--|------|------|-----------------------|---------------------|---------------------|--|------------|---------------------|----------------|----------------------|----------|
| MHz  | Ch.  |      |                       |                     |                     |  |            |                     |                |                      |          |
| 1 880.0  | 9400 | RMC  | 22.7                  | 22.64               | -0.00               | Left Cheek                               | 1:1        | 0.358               | 1.014          | 0.363                | -        |
| 1 880.0  | 9400 | RMC  | 22.7                  | 22.64               | 0.09                | Left Tilt                                | 1:1        | 0.256               | 1.014          | 0.260                | -        |
| 1 880.0  | 9400 | RMC  | 22.7                  | 22.64               | -0.00               | Right Cheek                              | 1:1        | 0.560               | 1.014          | <b>0.568</b>         | 5        |
| 1 880.0  | 9400 | RMC  | 22.7                  | 22.64               | 0.13                | Right Tilt                               | 1:1        | 0.201               | 1.014          | 0.204                | -        |
| ANSI/ IEEE C95.1 - 1992- Safety Limit<br>Spatial Peak<br>Uncontrolled Exposure/ General Population |      |      |                       |                     |                     | Head<br>1.6 W/kg<br>Averaged over 1 gram |            |                     |                |                      |          |

| LTE Band 2 (PCS) Head SAR  |       |      |                  |                     |                   |                  |  |         |           |            |                  |                |                   |          |
|--|-------|------|------------------|---------------------|-------------------|------------------|--|---------|-----------|------------|------------------|----------------|-------------------|----------|
| Frequency  |       | Mode | Band width (MHz) | Tune-Up Limit (dBm) | Meas. Power (dBm) | Power Drift (dB) | Test Position                            | RB Size | RB offset | Duty Cycle | Meas. SAR (W/kg) | Scaling Factor | Scaled SAR (W/kg) | Plot No. |
| MHz  | Ch.   |      |                  |                     |                   |                  |  |         |           |            |                  |                |                   |          |
| 1 900.0  | 19100 | QPSK | 20               | 22.7                | 22.69             | 0.01             | Left Cheek                               | 1       | 49        | 1:1        | 0.388            | 1.002          | 0.389             | -        |
| 1 880.0  | 18900 | QPSK | 20               | 21.7                | 21.38             | 0.00             | Left Cheek                               | 50      | 25        | 1:1        | 0.291            | 1.076          | 0.313             | -        |
| 1 900.0  | 19100 | QPSK | 20               | 22.7                | 22.69             | 0.08             | Left Tilt                                | 1       | 49        | 1:1        | 0.258            | 1.002          | 0.259             | -        |
| 1 880.0  | 18900 | QPSK | 20               | 21.7                | 21.38             | 0.02             | Left Tilt                                | 50      | 25        | 1:1        | 0.196            | 1.076          | 0.211             | -        |
| 1 900.0  | 19100 | QPSK | 20               | 22.7                | 22.69             | -0.04            | Right Cheek                              | 1       | 49        | 1:1        | 0.642            | 1.002          | <b>0.643</b>      | 6        |
| 1 880.0  | 18900 | QPSK | 20               | 21.7                | 21.38             | 0.05             | Right Cheek                              | 50      | 25        | 1:1        | 0.476            | 1.076          | 0.512             | -        |
| 1 900.0  | 19100 | QPSK | 20               | 22.7                | 22.69             | -0.04            | Right Tilt                               | 1       | 49        | 1:1        | 0.216            | 1.002          | 0.216             | -        |
| 1 880.0  | 18900 | QPSK | 20               | 21.7                | 21.38             | 0.03             | Right Tilt                               | 50      | 25        | 1:1        | 0.150            | 1.076          | 0.161             | -        |
| ANSI/ IEEE C95.1 - 1992– Safety Limit<br>Spatial Peak<br>Uncontrolled Exposure/ General Population |       |      |                  |                     |                   |                  | Head<br>1.6 W/kg<br>Averaged over 1 gram |         |           |            |                  |                |                   |          |

| LTE Band 4 (AWS) Head SAR  |       |      |                  |                     |                   |                  |  |         |           |            |                  |                |                   |          |
|--|-------|------|------------------|---------------------|-------------------|------------------|--|---------|-----------|------------|------------------|----------------|-------------------|----------|
| Frequency  |       | Mode | Band width (MHz) | Tune-Up Limit (dBm) | Meas. Power (dBm) | Power Drift (dB) | Test Position                            | RB Size | RB offset | Duty Cycle | Meas. SAR (W/kg) | Scaling Factor | Scaled SAR (W/kg) | Plot No. |
| MHz  | Ch.   |      |                  |                     |                   |                  |  |         |           |            |                  |                |                   |          |
| 1 732.5  | 20175 | QPSK | 20               | 22.7                | 22.35             | 0.11             | Left Cheek                               | 1       | 0         | 1:1        | 0.228            | 1.084          | 0.247             | -        |
| 1 732.5  | 20175 | QPSK | 20               | 21.7                | 21.20             | 0.10             | Left Cheek                               | 50      | 0         | 1:1        | 0.181            | 1.122          | 0.203             | -        |
| 1 732.5  | 20175 | QPSK | 20               | 22.7                | 22.35             | 0.11             | Left Tilt                                | 1       | 0         | 1:1        | 0.193            | 1.084          | 0.209             | -        |
| 1 732.5  | 20175 | QPSK | 20               | 21.7                | 21.20             | -0.02            | Left Tilt                                | 50      | 0         | 1:1        | 0.147            | 1.122          | 0.165             | -        |
| 1 732.5  | 20175 | QPSK | 20               | 22.7                | 22.35             | 0.12             | Right Cheek                              | 1       | 0         | 1:1        | 0.433            | 1.084          | <b>0.469</b>      | 7        |
| 1 732.5  | 20175 | QPSK | 20               | 21.7                | 21.20             | 0.00             | Right Cheek                              | 50      | 0         | 1:1        | 0.338            | 1.122          | 0.379             | -        |
| 1 732.5  | 20175 | QPSK | 20               | 22.7                | 22.35             | 0.08             | Right Tilt                               | 1       | 0         | 1:1        | 0.186            | 1.084          | 0.202             | -        |
| 1 732.5  | 20175 | QPSK | 20               | 21.7                | 21.20             | 0.09             | Right Tilt                               | 50      | 0         | 1:1        | 0.152            | 1.122          | 0.171             | -        |
| ANSI/ IEEE C95.1 - 1992– Safety Limit<br>Spatial Peak<br>Uncontrolled Exposure/ General Population |       |      |                  |                     |                   |                  | Head<br>1.6 W/kg<br>Averaged over 1 gram |         |           |            |                  |                |                   |          |

| LTE Band 5 (Cell) Head SAR   |       |      |                  |                     |                   |                  |  |         |           |            |                  |                |                   |          |
|--|-------|------|------------------|---------------------|-------------------|------------------|--|---------|-----------|------------|------------------|----------------|-------------------|----------|
| Frequency  |       | Mode | Band width (MHz) | Tune-Up Limit (dBm) | Meas. Power (dBm) | Power Drift (dB) | Test Position                            | RB Size | RB offset | Duty Cycle | Meas. SAR (W/kg) | Scaling Factor | Scaled SAR (W/kg) | Plot No. |
| MHz  | Ch.   |      |                  |                     |                   |                  |  |         |           |            |                  |                |                   |          |
| 836.5  | 20525 | QPSK | 10               | 24.7                | 24.69             | 0.01             | Left Cheek                               | 1       | 24        | 1:1        | 0.469            | 1.002          | <b>0.470</b>      | 8        |
| 836.5  | 20525 | QPSK | 10               | 23.7                | 23.37             | -0.04            | Left Cheek                               | 25      | 12        | 1:1        | 0.377            | 1.079          | 0.407             | -        |
| 836.5  | 20525 | QPSK | 10               | 24.7                | 24.69             | 0.04             | Left Tilt                                | 1       | 24        | 1:1        | 0.223            | 1.002          | 0.224             | -        |
| 836.5  | 20525 | QPSK | 10               | 23.7                | 23.37             | 0.03             | Left Tilt                                | 25      | 12        | 1:1        | 0.178            | 1.079          | 0.192             | -        |
| 836.5  | 20525 | QPSK | 10               | 24.7                | 24.69             | -0.08            | Right Cheek                              | 1       | 24        | 1:1        | 0.447            | 1.002          | 0.448             | -        |
| 836.5  | 20525 | QPSK | 10               | 23.7                | 23.37             | -0.11            | Right Cheek                              | 25      | 12        | 1:1        | 0.352            | 1.079          | 0.380             | -        |
| 836.5  | 20525 | QPSK | 10               | 24.7                | 24.69             | 0.03             | Right Tilt                               | 1       | 24        | 1:1        | 0.271            | 1.002          | 0.272             | -        |
| 836.5  | 20525 | QPSK | 10               | 23.7                | 23.37             | -0.10            | Right Tilt                               | 25      | 12        | 1:1        | 0.210            | 1.079          | 0.227             | -        |
| ANSI/ IEEE C95.1 - 1992– Safety Limit<br>Spatial Peak<br>Uncontrolled Exposure/ General Population |       |      |                  |                     |                   |                  | Head<br>1.6 W/kg<br>Averaged over 1 gram |         |           |            |                  |                |                   |          |

| LTE Band 7 Head SAR  |       |      |                  |                     |                   |                  |  |         |           |            |                  |                |                   |          |
|--|-------|------|------------------|---------------------|-------------------|------------------|--|---------|-----------|------------|------------------|----------------|-------------------|----------|
| Frequency  |       | Mode | Band width (MHz) | Tune-Up Limit (dBm) | Meas. Power (dBm) | Power Drift (dB) | Test Position                            | RB Size | RB offset | Duty Cycle | Meas. SAR (W/kg) | Scaling Factor | Scaled SAR (W/kg) | Plot No. |
| MHz  | Ch.   |      |                  |                     |                   |                  |  |         |           |            |                  |                |                   |          |
| 2 560  | 21350 | QPSK | 20               | 22.4                | 22.32             | 0.13             | Left Cheek                               | 1       | 49        | 1:1        | 0.351            | 1.019          | <b>0.358</b>      | 9        |
| 2 560  | 21350 | QPSK | 20               | 21.4                | 21.07             | 0.10             | Left Cheek                               | 50      | 25        | 1:1        | 0.273            | 1.079          | 0.295             | -        |
| 2 560  | 21350 | QPSK | 20               | 22.4                | 22.32             | 0.11             | Left Tilt                                | 1       | 49        | 1:1        | 0.071            | 1.019          | 0.072             | -        |
| 2 560  | 21350 | QPSK | 20               | 21.4                | 21.07             | 0.10             | Left Tilt                                | 50      | 25        | 1:1        | 0.058            | 1.079          | 0.063             | -        |
| 2 560  | 21350 | QPSK | 20               | 22.4                | 22.32             | 0.10             | Right Cheek                              | 1       | 49        | 1:1        | 0.100            | 1.019          | 0.102             | -        |
| 2 560  | 21350 | QPSK | 20               | 21.4                | 21.07             | -0.11            | Right Cheek                              | 50      | 25        | 1:1        | 0.078            | 1.079          | 0.084             | -        |
| 2 560  | 21350 | QPSK | 20               | 22.4                | 22.32             | -0.18            | Right Tilt                               | 1       | 49        | 1:1        | 0.117            | 1.019          | 0.119             | -        |
| 2 560  | 21350 | QPSK | 20               | 21.4                | 21.07             | 0.18             | Right Tilt                               | 50      | 25        | 1:1        | 0.086            | 1.079          | 0.093             | -        |
| ANSI/ IEEE C95.1 - 1992– Safety Limit<br>Spatial Peak<br>Uncontrolled Exposure/ General Population |       |      |                  |                     |                   |                  | Head<br>1.6 W/kg<br>Averaged over 1 gram |         |           |            |                  |                |                   |          |

| LTE Band 12 Head SAR   |       |      |                  |                     |                   |                  |   |         |           |            |                  |                |                   |          |
|--|-------|------|------------------|---------------------|-------------------|------------------|---|---------|-----------|------------|------------------|----------------|-------------------|----------|
| Frequency  |       | Mode | Band width (MHz) | Tune-Up Limit (dBm) | Meas. Power (dBm) | Power Drift (dB) | Test Position                                   | RB Size | RB offset | Duty Cycle | Meas. SAR (W/kg) | Scaling Factor | Scaled SAR (W/kg) | Plot No. |
| MHz  | Ch.   |      |                  |                     |                   |                  |   |         |           |            |                  |                |                   |          |
| 707.5  | 23095 | QPSK | 10               | 24.7                | 24.53             | 0.17             | Left Cheek                                      | 1       | 24        | 1:1        | 0.213            | 1.040          | <b>0.222</b>      | 10       |
| 707.5  | 23095 | QPSK | 10               | 23.7                | 23.23             | -0.15            | Left Cheek                                      | 25      | 12        | 1:1        | 0.150            | 1.114          | 0.167             | -        |
| 707.5  | 23095 | QPSK | 10               | 24.7                | 24.53             | -0.11            | Left Tilt                                       | 1       | 24        | 1:1        | 0.146            | 1.040          | 0.152             | -        |
| 707.5  | 23095 | QPSK | 10               | 23.7                | 23.23             | -0.17            | Left Tilt                                       | 25      | 12        | 1:1        | 0.105            | 1.114          | 0.117             | -        |
| 707.5  | 23095 | QPSK | 10               | 24.7                | 24.53             | 0.06             | Right Cheek                                     | 1       | 24        | 1:1        | 0.136            | 1.040          | 0.141             | -        |
| 707.5  | 23095 | QPSK | 10               | 23.7                | 23.23             | 0.16             | Right Cheek                                     | 25      | 12        | 1:1        | 0.109            | 1.114          | 0.121             | -        |
| 707.5  | 23095 | QPSK | 10               | 24.7                | 24.53             | -0.08            | Right Tilt                                      | 1       | 24        | 1:1        | 0.163            | 1.040          | 0.170             | -        |
| 707.5  | 23095 | QPSK | 10               | 23.7                | 23.23             | -0.16            | Right Tilt                                      | 25      | 12        | 1:1        | 0.132            | 1.114          | 0.147             | -        |
| ANSI/ IEEE C95.1 - 1992– Safety Limit<br>Spatial Peak<br>Uncontrolled Exposure/ General Population |       |      |                  |                     |                   |                  | Head<br>1.6 W/kg (mW/g)<br>Averaged over 1 gram |         |           |            |                  |                |                   |          |

| DTS Head SAR   |     |         |                  |                  |                     |                   |  |               |            |                           |                  |                |                       |                   |          |
|--|-----|---------|------------------|------------------|---------------------|-------------------|--|---------------|------------|---------------------------|------------------|----------------|-----------------------|-------------------|----------|
| Frequency  |     | Mode    | Band width (MHz) | Data Rate (Mbps) | Tune-Up Limit (dBm) | Meas. Power (dBm) | Power Drift (dB)                         | Test Position | Duty Cycle | Area Scan Peak SAR (W/kg) | Meas. SAR (W/kg) | Scaling Factor | Scaling Factor (Duty) | Scaled SAR (W/kg) | Plot No. |
| MHz  | Ch. |         |                  |                  |                     |                   |  |               |            |                           |                  |                |                       |                   |          |
| 2 437  | 6   | 802.11b | 22               | 1                | 19.0                | 18.16             | 0.15                                     | Left Cheek    | 99.27      | 0.570                     | 0.278            | 1.213          | 1.007                 | 0.340             | -        |
| 2 437  | 6   | 802.11b | 22               | 1                | 19.0                | 18.16             | 0.19                                     | Left Tilt     | 99.27      | 0.471                     | 0.293            | 1.213          | 1.007                 | 0.358             | -        |
| 2 437  | 6   | 802.11b | 22               | 1                | 19.0                | 18.16             | 0.12                                     | Right Cheek   | 99.27      | 1.19                      | 0.742            | 1.213          | 1.007                 | 0.907             | -        |
| 2 462  | 11  | 802.11b | 22               | 1                | 18.0                | 17.20             | 0.16                                     | Right Cheek   | 99.27      | 1.37                      | 0.785            | 1.202          | 1.007                 | <b>0.951</b>      | 11       |
| 2 437  | 6   | 802.11b | 22               | 1                | 19.0                | 18.16             | -0.14                                    | Right Tilt    | 99.27      | 1.35                      | 0.736            | 1.213          | 1.007                 | 0.900             | -        |
| 2 462  | 11  | 802.11b | 22               | 1                | 18.0                | 17.20             | 0.12                                     | Right Tilt    | 99.27      | 1.42                      | 0.761            | 1.202          | 1.007                 | 0.922             | -        |
| ANSI/ IEEE C95.1 - 1992– Safety Limit<br>Spatial Peak<br>Uncontrolled Exposure/ General Population |     |         |                  |                  |                     |                   | Head<br>1.6 W/kg<br>Averaged over 1 gram |               |            |                           |                  |                |                       |                   |          |

| NII Head SAR   |     |         |            |           |               |             |             |   |            |          |                    |           |                |                |              |          |
|--|-----|---------|------------|-----------|---------------|-------------|-------------|---|------------|----------|--------------------|-----------|----------------|----------------|--------------|----------|
| Frequency  |     | Mode    | Band width | Data Rate | Tune-Up Limit | Meas. Power | Power Drift | Test Position                                   | Duty Cycle | Distance | Area Scan Peak SAR | Meas. SAR | Scaling Factor | Scaling Factor | Scaled SAR   | Plot No. |
| MHz  | Ch. |         |            |           |               |             |             |   |            |          |                    |           |                |                |              |          |
| 5 320  | 64  | 802.11a | 20         | 6Mbps     | 14            | 13.37       | -0.18       | Left Cheek                                      | 95.31      | 0        | 0.678              | 0.166     | 1.156          | 1.049          | 0.201        | -        |
| 5 320  | 64  | 802.11a | 20         | 6Mbps     | 14            | 13.37       | -0.10       | Left Tilt                                       | 95.31      | 0        | 0.668              | 0.252     | 1.156          | 1.049          | 0.306        | -        |
| 5 320  | 64  | 802.11a | 20         | 6Mbps     | 14            | 13.37       | 0.14        | Right Cheek                                     | 95.31      | 0        | 1.45               | 0.472     | 1.156          | 1.049          | 0.573        | -        |
| 5 320  | 64  | 802.11a | 20         | 6Mbps     | 14            | 13.37       | -0.19       | Right Tilt                                      | 95.31      | 0        | 0.916              | 0.448     | 1.156          | 1.049          | 0.543        | -        |
| 5500   | 100 | 802.11a | 20         | 6Mbps     | 14            | 13.45       | 0.03        | Left Cheek                                      | 95.31      | 0        | 0.949              | 0.418     | 1.135          | 1.049          | 0.498        | -        |
| 5500   | 100 | 802.11a | 20         | 6Mbps     | 14            | 13.45       | 0.04        | Left Tilt                                       | 95.31      | 0        | 1.35               | 0.533     | 1.135          | 1.049          | 0.635        | -        |
| 5500   | 100 | 802.11a | 20         | 6Mbps     | 14            | 13.45       | -0.17       | Right Cheek                                     | 95.31      | 0        | 1.45               | 0.894     | 1.135          | 1.049          | <b>1.065</b> | 12       |
| 5580   | 116 | 802.11a | 20         | 6Mbps     | 14            | 13.45       | -0.18       | Right Cheek                                     | 95.31      | 0        | 1.30               | 0.894     | 1.135          | 1.049          | 1.065        | -        |
| 5500   | 100 | 802.11a | 20         | 6Mbps     | 14            | 13.45       | -0.15       | Right Tilt                                      | 95.31      | 0        | 1.39               | 0.847     | 1.135          | 1.049          | 1.009        | -        |
| 5500   | 100 | 802.11a | 20         | 6Mbps     | 14            | 13.45       | -0.15       | Right Tilt                                      | 95.31      | 0        | 2.14               | 0.805     | 1.135          | 1.049          | 0.959        | -        |
| 5 825  | 165 | 802.11a | 20         | 6Mbps     | 14            | 12.82       | -0.11       | Left Cheek                                      | 95.31      | 0        | 0.668              | 0.280     | 1.312          | 1.049          | 0.385        | -        |
| 5 825  | 165 | 802.11a | 20         | 6Mbps     | 14            | 12.82       | -0.13       | Left Tilt                                       | 95.31      | 0        | 0.695              | 0.294     | 1.312          | 1.049          | 0.405        | -        |
| 5 825  | 165 | 802.11a | 20         | 6Mbps     | 14            | 12.82       | -0.18       | Right Cheek                                     | 95.31      | 0        | 1.85               | 0.680     | 1.312          | 1.049          | 0.936        | -        |
| 5 785  | 157 | 802.11a | 20         | 6Mbps     | 14            | 12.82       | -0.15       | Right Cheek                                     | 95.31      | 0        | 1.90               | 0.698     | 1.312          | 1.049          | 0.961        | -        |
| 5 825  | 165 | 802.11a | 20         | 6Mbps     | 14            | 12.82       | -0.17       | Right Tilt                                      | 95.31      | 0        | 1.38               | 0.772     | 1.312          | 1.049          | 1.063        | -        |
| 5 785  | 157 | 802.11a | 20         | 6Mbps     | 14            | 12.82       | -0.09       | Right Tilt                                      | 95.31      | 0        | 1.13               | 0.634     | 1.312          | 1.049          | 0.873        | -        |
| ANSI/ IEEE C95.1 - 1992– Safety Limit<br>Spatial Peak<br>Uncontrolled Exposure/ General Population |     |         |            |           |               |             |             | Head<br>1.6 W/kg (mW/g)<br>Averaged over 1 gram |            |          |                    |           |                |                |              |          |

## 11.2 Body-worn SAR Measurement Results

| GSM/UMTS Body-Worn SAR   |      |           |          |                    |                  |                  |  |            |               |                  |                |                   |          |
|--|------|-----------|----------|--------------------|------------------|------------------|--|------------|---------------|------------------|----------------|-------------------|----------|
| Frequency  |      | Mode      |          | Tune-Up Limit (dB) | Meas. Power (dB) | Power Drift (dB) | Test Position                            | Duty Cycle | Distance (mm) | Meas. SAR (W/kg) | Scaling Factor | Scaled SAR (W/kg) | Plot No. |
| MHz  | Ch.  |           |          |                    |                  |                  |  |            |               |                  |                |                   |          |
| 836.6  | 190  | GSM 850   | GSM      | 33.7               | 33.34            | -0.061           | Rear                                     | 1:8.3      | 10            | 0.687            | 1.086          | 0.746             | 13       |
| 824.2  | 128  | GSM 850   | GPRS 2Tx | 31.7               | 31.53            | -0.096           | Rear                                     | 1:4.15     | 10            | 0.730            | 1.040          | 0.759             | -        |
| 836.6  | 190  | GSM 850   | GPRS 2Tx | 31.7               | 31.49            | -0.144           | Rear                                     | 1:4.15     | 10            | 0.800            | 1.050          | <b>0.840</b>      | 14       |
| 848.8  | 251  | GSM 850   | GPRS 2Tx | 31.7               | 31.61            | -0.031           | Rear                                     | 1:4.15     | 10            | 0.784            | 1.021          | 0.800             | -        |
| 1880.0   | 661  | GSM 1900  | GSM      | 31.7               | 31.33            | -0.114           | Rear                                     | 1:8.3      | 10            | 0.412            | 1.089          | 0.449             | 15       |
| 1880.0   | 661  | GSM 1900  | GPRS 2Tx | 29.7               | 29.23            | 0.022            | Rear                                     | 1:4.15     | 10            | 0.584            | 1.114          | <b>0.651</b>      | 16       |
| 836.6  | 4183 | UMTS 850  | RMC      | 24.7               | 24.56            | 0.018            | Rear                                     | 1:1        | 10            | 0.764            | 1.033          | <b>0.789</b>      | 17       |
| 1732.4   | 1412 | UMTS 1700 | RMC      | 23.7               | 23.58            | -0.126           | Rear                                     | 1:1        | 10            | 0.755            | 1.028          | <b>0.776</b>      | 18       |
| 1880.0   | 9400 | UMTS 1900 | RMC      | 22.7               | 22.64            | -0.189           | Rear                                     | 1:1        | 10            | 0.519            | 1.014          | <b>0.526</b>      | 19       |
| ANSI/ IEEE C95.1 - 1992- Safety Limit<br>Spatial Peak<br>Uncontrolled Exposure/ General Population |      |           |          |                    |                  |                  | Body<br>1.6 W/kg<br>Averaged over 1 gram |            |               |                  |                |                   |          |

| LTE Body-Worn SAR  |       |               |                  |                     |                   |                  |  |         |           |            |               |                  |                |                   |          |
|--|-------|---------------|------------------|---------------------|-------------------|------------------|--|---------|-----------|------------|---------------|------------------|----------------|-------------------|----------|
| Frequency  |       | Mode          | Band width (MHz) | Tune-Up Limit (dBm) | Meas. Power (dBm) | Power Drift (dB) | Test Position                            | RB Size | RB offset | Duty Cycle | Distance (mm) | Meas. SAR (W/kg) | Scaling Factor | Scaled SAR (W/kg) | Plot No. |
| MHz  | Ch.   |               |                  |                     |                   |                  |  |         |           |            |               |                  |                |                   |          |
| 1900.0   | 19100 | LTE 2         | 20               | 22.7                | 22.69             | 0.129            | Rear                                     | 1       | 49        | 1:1        | 10            | 0.616            | 1.002          | <b>0.617</b>      | 20       |
| 1880.0   | 18900 | QPSK          | 20               | 21.7                | 21.38             | 0.119            | Rear                                     | 50      | 25        | 1:1        | 10            | 0.479            | 1.076          | 0.516             | -        |
| 1732.5   | 20175 | LTE 4         | 20               | 22.7                | 22.35             | 0.156            | Rear                                     | 1       | 0         | 1:1        | 10            | 0.536            | 1.084          | <b>0.581</b>      | 21       |
| 1732.5   | 20175 | QPSK          | 20               | 21.7                | 21.20             | -0.034           | Rear                                     | 50      | 0         | 1:1        | 10            | 0.388            | 1.122          | 0.435             | -        |
| 836.5  | 20525 | LTE 5         | 10               | 24.7                | 24.69             | -0.158           | Rear                                     | 1       | 24        | 1:1        | 10            | 0.788            | 1.002          | <b>0.790</b>      | 22       |
| 836.5  | 20525 | QPSK          | 10               | 23.7                | 23.37             | -0.027           | Rear                                     | 25      | 12        | 1:1        | 10            | 0.604            | 1.079          | 0.652             | -        |
| 2510   | 20850 | LTE 7<br>QPSK | 20               | 22.4                | 21.82             | -0.113           | Rear                                     | 1       | 99        | 1:1        | 10            | 0.982            | 1.143          | <b>1.122</b>      | 23       |
| 2535   | 21100 |               | 20               | 22.4                | 22.16             | 0.138            | Rear                                     | 1       | 99        | 1:1        | 10            | 0.932            | 1.057          | 0.985             | -        |
| 2560   | 21350 |               | 20               | 22.4                | 22.32             | 0.160            | Rear                                     | 1       | 49        | 1:1        | 10            | 0.864            | 1.019          | 0.880             | -        |
| 2510   | 20850 |               | 20               | 21.4                | 20.94             | 0.154            | Rear                                     | 50      | 49        | 1:1        | 10            | 0.839            | 1.112          | 0.933             | -        |
| 2535   | 21100 |               | 20               | 21.4                | 21.04             | -0.010           | Rear                                     | 50      | 25        | 1:1        | 10            | 0.924            | 1.086          | 1.004             | -        |
| 2560   | 21350 |               | 20               | 21.4                | 21.07             | 0.100            | Rear                                     | 50      | 25        | 1:1        | 10            | 0.845            | 1.079          | 0.912             | -        |
| 2560   | 21350 |               | 20               | 21.4                | 21.01             | -0.055           | Rear                                     | 100     | 0         | 1:1        | 10            | 0.827            | 1.094          | 0.905             | -        |
| 707.5  | 23095 | LTE 12        | 10               | 24.7                | 24.53             | -0.118           | Rear                                     | 1       | 24        | 1:1        | 10            | 0.416            | 1.040          | <b>0.433</b>      | 24       |
| 707.5  | 23095 | QPSK          | 10               | 23.7                | 23.23             | 0.032            | Rear                                     | 25      | 12        | 1:1        | 10            | 0.315            | 1.114          | 0.351             | -        |
| ANSI/ IEEE C95.1 - 1992- Safety Limit<br>Spatial Peak<br>Uncontrolled Exposure/ General Population |       |               |                  |                     |                   |                  | Body<br>1.6 W/kg<br>Averaged over 1 gram |         |           |            |               |                  |                |                   |          |

**DTS Body-Worn SAR**

| Frequency  |     | Mode    | Band width | Data Rate | Tune-Up Limit | Meas. Power | Power Drift | Test Position                            | Duty Cycle | Distance (mm) | Area Scan Peak SAR | Meas. SAR | Scaling Factor | Scaling Factor | Scaled SAR   | Plot No. |
|--|-----|---------|------------|-----------|---------------|-------------|-------------|--|------------|---------------|--------------------|-----------|----------------|----------------|--------------|----------|
| MHz  | Ch. |         | (MHz)      | (Mbps)    | (dBm)         | (dBm)       | (dB)        |  |            |               | (W/kg)             | (W/kg)    |                | (Duty)         | (W/kg)       |          |
| 2 437  | 6   | 802.11b | 22         | 1         | 19.0          | 18.16       | -0.004      | Rear                                     | 99.27      | 10            | 0.178              | 0.118     | 1.213          | 1.007          | <b>0.144</b> | 25       |
| ANSI/ IEEE C95.1 - 1992– Safety Limit<br>Spatial Peak<br>Uncontrolled Exposure/ General Population |     |         |            |           |               |             |             | Body<br>1.6 W/kg<br>Averaged over 1 gram |            |               |                    |           |                |                |              |          |

**NII Body-Worn SAR**

| Frequency  |     | Mode    | Band width | Data Rate | Tune-Up Limit | Meas. Power | Power Drift | Test Position                                   | Duty Cycle | Distance (mm) | Area Scan Peak SAR | Meas. SAR | Scaling Factor | Scaling Factor | Scaled SAR   | Plot No. |
|--|-----|---------|------------|-----------|---------------|-------------|-------------|---|------------|---------------|--------------------|-----------|----------------|----------------|--------------|----------|
| MHz  | Ch. |         | (MHz)      | (Mbps)    | (dBm)         | (dBm)       | (dB)        |   |            |               | (W/kg)             | (W/kg)    |                | (Duty)         | (W/kg)       |          |
| 5320   | 64  | 802.11a | 20         | 6Mbps     | 14.0          | 13.37       | -0.100      | Rear  | 95.31      | 10            | 0.041              | 0.014     | 1.156          | 1.049          | 0.017        | -        |
| 5500   | 100 | 802.11a | 20         | 6Mbps     | 14.0          | 13.45       | -0.150      | Rear  | 95.31      | 10            | 0.092              | 0.029     | 1.135          | 1.049          | 0.035        | -        |
| 5 825  | 165 | 802.11a | 20         | 6Mbps     | 14.0          | 12.82       | 0.000       | Rear  | 95.31      | 10            | 0.102              | 0.032     | 1.312          | 1.049          | <b>0.044</b> | 26       |
| ANSI/ IEEE C95.1 - 1992– Safety Limit<br>Spatial Peak<br>Uncontrolled Exposure/ General Population |     |         |            |           |               |             |             | Head<br>1.6 W/kg (mW/g)<br>Averaged over 1 gram |            |               |                    |           |                |                |              |          |



### 11.3 Hotspot SAR Measurement Results

| GSM 850 Hotspot SAR  |     |          |               |             |             |  |            |          |           |                |              |          |
|--|-----|----------|---------------|-------------|-------------|--|------------|----------|-----------|----------------|--------------|----------|
| Frequency  |     | Mode     | Tune-Up Limit | Meas. Power | Power Drift | Test Position                            | Duty Cycle | Distance | Meas. SAR | Scaling Factor | Scaled SAR   | Plot No. |
| MHz  | Ch. |          |               |             |             |  |            |          |           |                |              |          |
| 824.2  | 128 | GPRS 2Tx | 31.7          | 31.53       | -0.096      | Rear                                     | 1:4.15     | 10       | 0.730     | 1.040          | 0.759        | -        |
| 836.6  | 190 | GPRS 2Tx | 31.7          | 31.49       | -0.144      | Rear                                     | 1:4.15     | 10       | 0.800     | 1.050          | <b>0.840</b> | 14       |
| 848.8  | 251 | GPRS 2Tx | 31.7          | 31.61       | -0.031      | Rear                                     | 1:4.15     | 10       | 0.784     | 1.021          | 0.800        | -        |
| 836.6  | 190 | GPRS 2Tx | 31.7          | 31.49       | -0.134      | Front                                    | 1:4.15     | 10       | 0.656     | 1.050          | 0.688        | -        |
| 836.6  | 190 | GPRS 2Tx | 31.7          | 31.49       | -0.032      | Left                                     | 1:4.15     | 10       | 0.654     | 1.050          | 0.686        | -        |
| 836.6  | 190 | GPRS 2Tx | 31.7          | 31.49       | -0.035      | Right                                    | 1:4.15     | 10       | 0.339     | 1.050          | 0.356        | -        |
| 836.6  | 190 | GPRS 2Tx | 31.7          | 31.49       | 0.076       | Bottom                                   | 1:4.15     | 10       | 0.179     | 1.050          | 0.188        | -        |
| ANSI/ IEEE C95.1 - 1992- Safety Limit<br>Spatial Peak<br>Uncontrolled Exposure/ General Population |     |          |               |             |             | Body<br>1.6 W/kg<br>Averaged over 1 gram |            |          |           |                |              |          |

| GSM 1900 Hotspot SAR   |     |          |               |             |             |  |            |          |           |                |              |          |
|--|-----|----------|---------------|-------------|-------------|--|------------|----------|-----------|----------------|--------------|----------|
| Frequency  |     | Mode     | Tune-Up Limit | Meas. Power | Power Drift | Test Position                            | Duty Cycle | Distance | Meas. SAR | Scaling Factor | Scaled SAR   | Plot No. |
| MHz  | Ch. |          |               |             |             |  |            |          |           |                |              |          |
| 1880.0   | 661 | GPRS 2Tx | 29.7          | 29.23       | 0.022       | Rear                                     | 1:4.15     | 10       | 0.584     | 1.114          | 0.651        | 16       |
| 1880.0   | 661 | GPRS 2Tx | 29.7          | 29.23       | -0.107      | Front                                    | 1:4.15     | 10       | 0.693     | 1.114          | 0.772        | -        |
| 1880.0   | 661 | GPRS 2Tx | 29.7          | 29.23       | 0.034       | Right                                    | 1:4.15     | 10       | 0.601     | 1.114          | 0.670        | -        |
| 1850.2   | 512 | GPRS 2Tx | 29.7          | 29.36       | 0.003       | Bottom                                   | 1:4.15     | 10       | 0.721     | 1.081          | 0.780        | -        |
| 1880.0   | 661 | GPRS 2Tx | 29.7          | 29.23       | -0.145      | Bottom                                   | 1:4.15     | 10       | 0.752     | 1.114          | <b>0.838</b> | 27       |
| 1909.8   | 810 | GPRS 2Tx | 29.7          | 29.35       | -0.060      | Bottom                                   | 1:4.15     | 10       | 0.678     | 1.084          | 0.735        | -        |
| ANSI/ IEEE C95.1 - 1992- Safety Limit<br>Spatial Peak<br>Uncontrolled Exposure/ General Population |     |          |               |             |             | Body<br>1.6 W/kg<br>Averaged over 1 gram |            |          |           |                |              |          |

| UMTS 850 Hotspot SAR   |      |      |               |             |             |  |            |          |           |                |              |          |
|--|------|------|---------------|-------------|-------------|--|------------|----------|-----------|----------------|--------------|----------|
| Frequency  |      | Mode | Tune-Up Limit | Meas. Power | Power Drift | Test Position                            | Duty Cycle | Distance | Meas. SAR | Scaling Factor | Scaled SAR   | Plot No. |
| MHz  | Ch.  |      |               |             |             |  |            |          |           |                |              |          |
| 836.6  | 4183 | RMC  | 24.7          | 24.56       | 0.018       | Rear                                     | 1:1        | 10       | 0.764     | 1.033          | <b>0.789</b> | 17       |
| 836.6  | 4183 | RMC  | 24.7          | 24.56       | -0.023      | Front                                    | 1:1        | 10       | 0.707     | 1.033          | 0.730        | -        |
| 836.6  | 4183 | RMC  | 24.7          | 24.56       | 0.044       | Left                                     | 1:1        | 10       | 0.574     | 1.033          | 0.593        | -        |
| 836.6  | 4183 | RMC  | 24.7          | 24.56       | 0.046       | Right                                    | 1:1        | 10       | 0.317     | 1.033          | 0.327        | -        |
| 836.6  | 4183 | RMC  | 24.7          | 24.56       | 0.142       | Bottom                                   | 1:1        | 10       | 0.173     | 1.033          | 0.179        | -        |
| ANSI/ IEEE C95.1 - 1992- Safety Limit<br>Spatial Peak<br>Uncontrolled Exposure/ General Population |      |      |               |             |             | Body<br>1.6 W/kg<br>Averaged over 1 gram |            |          |           |                |              |          |

**UMTS 1700 Hotspot SAR**

| Frequency  |      | Mode | Tune-Up Limit<br>(dB) | Meas. Power<br>(dB) | Power Drift<br>(dB) | Test Position                                   | Duty Cycle | Distance<br>(mm) | Meas. SAR<br>(W/kg) | Scaling Factor | Scaled SAR<br>(W/kg) | Plot No. |
|--|------|------|-----------------------|---------------------|---------------------|---|------------|------------------|---------------------|----------------|----------------------|----------|
| MHz  | Ch.  |      |                       |                     |                     |   |            |                  |                     |                |                      |          |
| 1 732.4  | 1412 | RMC  | 23.7                  | 23.58               | -0.126              | Rear  | 1:1        | 10               | 0.755               | 1.028          | 0.776                | 18       |
| 1 732.4  | 1412 | RMC  | 23.7                  | 23.58               | 0.105               | Front   | 1:1        | 10               | 0.684               | 1.028          | 0.703                | -        |
| 1 732.4  | 1412 | RMC  | 23.7                  | 23.58               | 0.097               | Right   | 1:1        | 10               | 0.445               | 1.028          | 0.457                | -        |
| 1712.4   | 1312 | RMC  | 23.7                  | 23.52               | 0.031               | Bottom  | 1:1        | 10               | 0.972               | 1.042          | <b>1.013</b>         | 28       |
| 1 732.4  | 1412 | RMC  | 23.7                  | 23.58               | 0.023               | Bottom  | 1:1        | 10               | 0.961               | 1.028          | 0.988                | -        |
| 1752.4   | 1512 | RMC  | 23.7                  | 23.55               | 0.039               | Bottom  | 1:1        | 10               | 0.879               | 1.035          | 0.910                | -        |
| ANSI/ IEEE C95.1 - 1992- Safety Limit<br>Spatial Peak<br>Uncontrolled Exposure/ General Population |      |      |                       |                     |                     | Body<br>1.6 W/kg (mW/g)<br>Averaged over 1 gram |            |                  |                     |                |                      |          |

**UMTS 1900 Hotspot SAR**

| Frequency  |      | Mode | Tune-Up Limit<br>(dB) | Meas. Power<br>(dB) | Power Drift<br>(dB) | Test Position                            | Duty Cycle | Distance<br>(mm) | Meas. SAR<br>(W/kg) | Scaling Factor | Scaled SAR<br>(W/kg) | Plot No. |
|--|------|------|-----------------------|---------------------|---------------------|--|------------|------------------|---------------------|----------------|----------------------|----------|
| MHz  | Ch.  |      |                       |                     |                     |  |            |                  |                     |                |                      |          |
| 1 880.0  | 9400 | RMC  | 22.7                  | 22.64               | -0.189              | Rear                                     | 1:1        | 10               | 0.519               | 1.014          | 0.526                | 19       |
| 1 880.0  | 9400 | RMC  | 22.7                  | 22.64               | -0.006              | Front                                    | 1:1        | 10               | 0.544               | 1.014          | 0.552                | -        |
| 1 880.0  | 9400 | RMC  | 22.7                  | 22.64               | -0.059              | Right                                    | 1:1        | 10               | 0.498               | 1.014          | 0.505                | -        |
| 1 880.0  | 9400 | RMC  | 22.7                  | 22.64               | -0.068              | Bottom                                   | 1:1        | 10               | 0.569               | 1.014          | <b>0.577</b>         | 29       |
| ANSI/ IEEE C95.1 - 1992- Safety Limit<br>Spatial Peak<br>Uncontrolled Exposure/ General Population |      |      |                       |                     |                     | Body<br>1.6 W/kg<br>Averaged over 1 gram |            |                  |                     |                |                      |          |

**LTE Band 2 (PCS) Hotspot SAR**

| Frequency  |       | Mode | Band width<br>(MHz) | Tune-Up Limit<br>(dBm) | Meas. Power<br>(dBm) | Power Drift<br>(dB)                      | Test Position | RB Size | RB offset | Duty Cycle | Distance<br>(mm) | Meas. SAR<br>(W/kg) | Scaling Factor | Scaled SAR<br>(W/kg) | Plot No. |
|--|-------|------|---------------------|------------------------|----------------------|--|---------------|---------|-----------|------------|------------------|---------------------|----------------|----------------------|----------|
| MHz  | Ch.   |      |                     |                        |                      |  |               |         |           |            |                  |                     |                |                      |          |
| 1 900.0  | 19100 | QPSK | 20                  | 22.7                   | 22.69                | 0.129                                    | Rear          | 1       | 49        | 1:1        | 10               | 0.616               | 1.002          | <b>0.617</b>         | 20       |
| 1 880.0  | 18900 | QPSK | 20                  | 21.7                   | 21.38                | 0.119                                    | Rear          | 50      | 25        | 1:1        | 10               | 0.479               | 1.076          | 0.516                | -        |
| 1 900.0  | 19100 | QPSK | 20                  | 22.7                   | 22.69                | -0.190                                   | Front         | 1       | 49        | 1:1        | 10               | 0.578               | 1.002          | 0.579                | -        |
| 1 880.0  | 18900 | QPSK | 20                  | 21.7                   | 21.38                | 0.007                                    | Front         | 50      | 25        | 1:1        | 10               | 0.408               | 1.076          | 0.439                | -        |
| 1 900.0  | 19100 | QPSK | 20                  | 22.7                   | 22.69                | 0.084                                    | Right         | 1       | 49        | 1:1        | 10               | 0.610               | 1.002          | 0.611                | -        |
| 1 880.0  | 18900 | QPSK | 20                  | 21.7                   | 21.38                | -0.029                                   | Right         | 50      | 25        | 1:1        | 10               | 0.430               | 1.076          | 0.463                | -        |
| 1 900.0  | 19100 | QPSK | 20                  | 22.7                   | 22.69                | -0.011                                   | Bottom        | 1       | 49        | 1:1        | 10               | 0.547               | 1.002          | 0.548                | -        |
| 1 880.0  | 18900 | QPSK | 20                  | 21.7                   | 21.38                | 0.122                                    | Bottom        | 50      | 25        | 1:1        | 10               | 0.405               | 1.076          | 0.436                | -        |
| ANSI/ IEEE C95.1 - 1992- Safety Limit<br>Spatial Peak<br>Uncontrolled Exposure/ General Population |       |      |                     |                        |                      | Body<br>1.6 W/kg<br>Averaged over 1 gram |               |         |           |            |                  |                     |                |                      |          |

| LTE Band 4 (AWS) Hotspot SAR   |       |      |                  |                     |                   |                  |  |         |           |            |               |                  |                |                   |          |
|--|-------|------|------------------|---------------------|-------------------|------------------|--|---------|-----------|------------|---------------|------------------|----------------|-------------------|----------|
| Frequency  |       | Mode | Band width (MHz) | Tune-Up Limit (dBm) | Meas. Power (dBm) | Power Drift (dB) | Test Position                            | RB Size | RB offset | Duty Cycle | Distance (mm) | Meas. SAR (W/kg) | Scaling Factor | Scaled SAR (W/kg) | Plot No. |
| MHz  | Ch.   |      |                  |                     |                   |                  |  |         |           |            |               |                  |                |                   |          |
| 1 732.5  | 20175 | QPSK | 20               | 22.7                | 22.35             | 0.156            | Rear                                     | 1       | 0         | 1:1        | 10            | 0.536            | 1.084          | 0.581             | 21       |
| 1 732.5  | 20175 | QPSK | 20               | 21.7                | 21.20             | -0.034           | Rear                                     | 50      | 0         | 1:1        | 10            | 0.388            | 1.122          | 0.435             | -        |
| 1 732.5  | 20175 | QPSK | 20               | 22.7                | 22.35             | 0.053            | Front                                    | 1       | 0         | 1:1        | 10            | 0.532            | 1.084          | 0.577             | -        |
| 1 732.5  | 20175 | QPSK | 20               | 21.7                | 21.20             | -0.021           | Front                                    | 50      | 0         | 1:1        | 10            | 0.406            | 1.122          | 0.456             | -        |
| 1 732.5  | 20175 | QPSK | 20               | 22.7                | 22.35             | -0.120           | Right                                    | 1       | 0         | 1:1        | 10            | 0.411            | 1.084          | 0.445             | -        |
| 1 732.5  | 20175 | QPSK | 20               | 21.7                | 21.20             | 0.193            | Right                                    | 50      | 0         | 1:1        | 10            | 0.321            | 1.122          | 0.360             | -        |
| 1 732.5  | 20175 | QPSK | 20               | 22.7                | 22.35             | 0.123            | Bottom                                   | 1       | 0         | 1:1        | 10            | 0.733            | 1.084          | <b>0.795</b>      | 30       |
| 1 732.5  | 20175 | QPSK | 20               | 21.7                | 21.20             | 0.034            | Bottom                                   | 50      | 0         | 1:1        | 10            | 0.563            | 1.122          | 0.632             | -        |
| ANSI/ IEEE C95.1 - 1992– Safety Limit<br>Spatial Peak<br>Uncontrolled Exposure/ General Population |       |      |                  |                     |                   |                  | Body<br>1.6 W/kg<br>Averaged over 1 gram |         |           |            |               |                  |                |                   |          |

| LTE Band 5 Hotspot SAR   |       |      |                  |                     |                   |                  |  |         |           |            |               |                  |                |                   |          |
|--|-------|------|------------------|---------------------|-------------------|------------------|--|---------|-----------|------------|---------------|------------------|----------------|-------------------|----------|
| Frequency  |       | Mode | Band width (MHz) | Tune-Up Limit (dBm) | Meas. Power (dBm) | Power Drift (dB) | Test Position                            | RB Size | RB offset | Duty Cycle | Distance (mm) | Meas. SAR (W/kg) | Scaling Factor | Scaled SAR (W/kg) | Plot No. |
| MHz  | Ch.   |      |                  |                     |                   |                  |  |         |           |            |               |                  |                |                   |          |
| 836.5  | 20525 | QPSK | 10               | 24.7                | 24.69             | -0.158           | Rear                                     | 1       | 24        | 1:1        | 10            | 0.788            | 1.002          | <b>0.790</b>      | 22       |
| 836.5  | 20525 | QPSK | 10               | 23.7                | 23.37             | -0.027           | Rear                                     | 25      | 12        | 1:1        | 10            | 0.604            | 1.079          | 0.652             | -        |
| 836.5  | 20525 | QPSK | 10               | 24.7                | 24.69             | -0.122           | Front                                    | 1       | 24        | 1:1        | 10            | 0.729            | 1.002          | 0.731             | -        |
| 836.5  | 20525 | QPSK | 10               | 23.7                | 23.37             | 0.026            | Front                                    | 25      | 12        | 1:1        | 10            | 0.509            | 1.079          | 0.549             | -        |
| 836.5  | 20525 | QPSK | 10               | 24.7                | 24.69             | 0.009            | Left                                     | 1       | 24        | 1:1        | 10            | 0.612            | 1.002          | 0.613             | -        |
| 836.5  | 20525 | QPSK | 10               | 23.7                | 23.37             | 0.008            | Left                                     | 25      | 12        | 1:1        | 10            | 0.469            | 1.079          | 0.506             | -        |
| 836.5  | 20525 | QPSK | 10               | 24.7                | 24.69             | 0.014            | Right                                    | 1       | 24        | 1:1        | 10            | 0.360            | 1.002          | 0.361             | -        |
| 836.5  | 20525 | QPSK | 10               | 23.7                | 23.37             | -0.001           | Right                                    | 25      | 12        | 1:1        | 10            | 0.284            | 1.079          | 0.306             | -        |
| 836.5  | 20525 | QPSK | 10               | 24.7                | 24.69             | 0.048            | Bottom                                   | 1       | 24        | 1:1        | 10            | 0.150            | 1.002          | 0.150             | -        |
| 836.5  | 20525 | QPSK | 10               | 23.7                | 23.37             | 0.099            | Bottom                                   | 25      | 12        | 1:1        | 10            | 0.110            | 1.079          | 0.119             | -        |
| ANSI/ IEEE C95.1 - 1992– Safety Limit<br>Spatial Peak<br>Uncontrolled Exposure/ General Population |       |      |                  |                     |                   |                  | Body<br>1.6 W/kg<br>Averaged over 1 gram |         |           |            |               |                  |                |                   |          |

**LTE Band 7 Hotspot SAR**

| Frequency  |       | Mode | Band width | Tune-Up Limit | Meas. Power | Power Drift | Test Position                            | RB Size | RB offset | Duty Cycle | Distance | Meas. SAR | Scaling Factor | Scaled SAR   | Plot No. |
|--|-------|------|------------|---------------|-------------|-------------|--|---------|-----------|------------|----------|-----------|----------------|--------------|----------|
| MHz  | Ch.   |      |            |               |             |             |  |         |           |            |          |           |                |              |          |
| 2510   | 20850 | QPSK | 20         | 22.4          | 21.82       | -0.113      | Rear                                     | 1       | 99        | 1:1        | 10       | 0.982     | 1.143          | <b>1.122</b> | 23       |
| 2535   | 21100 | QPSK | 20         | 22.4          | 22.16       | 0.138       | Rear                                     | 1       | 99        | 1:1        | 10       | 0.932     | 1.057          | 0.985        | -        |
| 2560   | 21350 | QPSK | 20         | 22.4          | 22.32       | 0.160       | Rear                                     | 1       | 49        | 1:1        | 10       | 0.864     | 1.019          | 0.880        | -        |
| 2510   | 20850 | QPSK | 20         | 21.4          | 20.94       | 0.154       | Rear                                     | 50      | 49        | 1:1        | 10       | 0.839     | 1.112          | 0.933        | -        |
| 2535   | 21100 | QPSK | 20         | 21.4          | 21.04       | -0.010      | Rear                                     | 50      | 25        | 1:1        | 10       | 0.924     | 1.086          | 1.004        | -        |
| 2560   | 21350 | QPSK | 20         | 21.4          | 21.07       | 0.100       | Rear                                     | 50      | 25        | 1:1        | 10       | 0.845     | 1.079          | 0.912        | -        |
| 2560   | 21350 | QPSK | 20         | 21.4          | 21.01       | -0.055      | Rear                                     | 100     | 0         | 1:1        | 10       | 0.827     | 1.094          | 0.905        | -        |
| 2560   | 21350 | QPSK | 20         | 22.4          | 22.32       | 0.159       | Front                                    | 1       | 49        | 1:1        | 10       | 0.729     | 1.019          | 0.743        | -        |
| 2560   | 21350 | QPSK | 20         | 21.4          | 21.07       | 0.160       | Front                                    | 50      | 25        | 1:1        | 10       | 0.576     | 1.079          | 0.621        | -        |
| 2560   | 21350 | QPSK | 20         | 22.4          | 22.32       | -0.103      | Left                                     | 1       | 49        | 1:1        | 10       | 0.445     | 1.019          | 0.453        | -        |
| 2560   | 21350 | QPSK | 20         | 21.4          | 21.07       | -0.038      | Left                                     | 50      | 25        | 1:1        | 10       | 0.341     | 1.079          | 0.368        | -        |
| 2560   | 21350 | QPSK | 20         | 22.4          | 22.32       | 0.198       | Right                                    | 1       | 49        | 1:1        | 10       | 0.033     | 1.019          | 0.034        | -        |
| 2560   | 21350 | QPSK | 20         | 21.4          | 21.07       | -0.146      | Right                                    | 50      | 25        | 1:1        | 10       | 0.030     | 1.079          | 0.032        | -        |
| 2560   | 21350 | QPSK | 20         | 22.4          | 22.32       | -0.083      | Bottom                                   | 1       | 49        | 1:1        | 10       | 0.508     | 1.019          | 0.517        | -        |
| 2560   | 21350 | QPSK | 20         | 21.4          | 21.07       | 0.016       | Bottom                                   | 50      | 25        | 1:1        | 10       | 0.389     | 1.079          | 0.420        | -        |
| ANSI/ IEEE C95.1 - 1992- Safety Limit<br>Spatial Peak<br>Uncontrolled Exposure/ General Population |       |      |            |               |             |             | Body<br>1.6 W/kg<br>Averaged over 1 gram |         |           |            |          |           |                |              |          |

**LTE Band 12 Hotspot SAR**

| Frequency  |       | Mode | Band width | Tune-Up Limit | Meas. Power | Power Drift | Test Position                                   | RB Size | RB offset | Duty Cycle | Distance | Meas. SAR | Scaling Factor | Scaled SAR   | Plot No. |
|--|-------|------|------------|---------------|-------------|-------------|---|---------|-----------|------------|----------|-----------|----------------|--------------|----------|
| MHz  | Ch.   |      |            |               |             |             |   |         |           |            |          |           |                |              |          |
| 707.5  | 23095 | QPSK | 10         | 24.7          | 24.53       | -0.118      | Rear  | 1       | 24        | 1:1        | 10       | 0.416     | 1.040          | <b>0.433</b> | 24       |
| 707.5  | 23095 | QPSK | 10         | 23.7          | 23.23       | 0.032       | Rear  | 25      | 12        | 1:1        | 10       | 0.315     | 1.114          | 0.351        | -        |
| 707.5  | 23095 | QPSK | 10         | 24.7          | 24.53       | -0.160      | Front   | 1       | 24        | 1:1        | 10       | 0.331     | 1.040          | 0.344        | -        |
| 707.5  | 23095 | QPSK | 10         | 23.7          | 23.23       | -0.021      | Front   | 25      | 12        | 1:1        | 10       | 0.240     | 1.114          | 0.267        | -        |
| 707.5  | 23095 | QPSK | 10         | 24.7          | 24.53       | -0.182      | Left  | 1       | 24        | 1:1        | 10       | 0.256     | 1.040          | 0.266        | -        |
| 707.5  | 23095 | QPSK | 10         | 23.7          | 23.23       | 0.083       | Left  | 25      | 12        | 1:1        | 10       | 0.191     | 1.114          | 0.213        | -        |
| 707.5  | 23095 | QPSK | 10         | 24.7          | 24.53       | -0.196      | Right   | 1       | 24        | 1:1        | 10       | 0.151     | 1.040          | 0.157        | -        |
| 707.5  | 23095 | QPSK | 10         | 23.7          | 23.23       | -0.115      | Right   | 25      | 12        | 1:1        | 10       | 0.111     | 1.114          | 0.124        | -        |
| 707.5  | 23095 | QPSK | 10         | 24.7          | 24.53       | -0.008      | Bottom  | 1       | 24        | 1:1        | 10       | 0.061     | 1.040          | 0.063        | -        |
| 707.5  | 23095 | QPSK | 10         | 23.7          | 23.23       | -0.050      | Bottom  | 25      | 12        | 1:1        | 10       | 0.044     | 1.114          | 0.049        | -        |
| ANSI/ IEEE C95.1 - 1992- Safety Limit<br>Spatial Peak<br>Uncontrolled Exposure/ General Population |       |      |            |               |             |             | Body<br>1.6 W/kg (mW/g)<br>Averaged over 1 gram |         |           |            |          |           |                |              |          |

| DTS Hotspot SAR  |     |         |            |           |               |             |             |               |  |          |                    |           |                |                       |                   |          |
|--|-----|---------|------------|-----------|---------------|-------------|-------------|---------------|--|----------|--------------------|-----------|----------------|-----------------------|-------------------|----------|
| Frequency  |     | Mode    | Band width | Data Rate | Tune-Up Limit | Meas. Power | Power Drift | Test Position | Duty Cycle                               | Distance | Area Scan Peak SAR | Meas. SAR | Scaling Factor | Scaling Factor (Duty) | Scaled SAR (W/kg) | Plot No. |
| MHz  | Ch. |         |            |           |               |             |             |               |  |          |                    |           |                |                       |                   |          |
| 2 437  | 6   | 802.11b | 22         | 1         | 19.0          | 18.16       | -0.004      | Rear          | 99.27                                    | 10       | 0.178              | 0.118     | 1.213          | 1.007                 | 0.144             | 25       |
| 2 437  | 6   | 802.11b | 22         | 1         | 19.0          | 18.16       |             | Front         | 99.27                                    | 10       | 0.133              |           | 1.213          | 1.007                 |                   | -        |
| 2 437  | 6   | 802.11b | 22         | 1         | 19.0          | 18.16       |             | Left          | 99.27                                    | 10       | 0.128              |           | 1.213          | 1.007                 |                   | -        |
| 2 437  | 6   | 802.11b | 22         | 1         | 19.0          | 18.16       |             | Top           | 99.27                                    | 10       | 0.0809             |           | 1.213          | 1.007                 |                   | -        |
| ANSI/ IEEE C95.1 - 1992– Safety Limit<br>Spatial Peak<br>Uncontrolled Exposure/ General Population |     |         |            |           |               |             |             |               | Body<br>1.6 W/kg<br>Averaged over 1 gram |          |                    |           |                |                       |                   |          |

| 5GHz WLAN Hotspot SAR  |     |         |            |           |               |             |             |               |   |          |                    |           |                |                       |                   |          |
|--|-----|---------|------------|-----------|---------------|-------------|-------------|---------------|---|----------|--------------------|-----------|----------------|-----------------------|-------------------|----------|
| Frequency  |     | Mode    | Band width | Data Rate | Tune-Up Limit | Meas. Power | Power Drift | Test Position | Duty Cycle                                      | Distance | Area Scan Peak SAR | Meas. SAR | Scaling Factor | Scaling Factor (Duty) | Scaled SAR (W/kg) | Plot No. |
| MHz  | Ch. |         |            |           |               |             |             |               |   |          |                    |           |                |                       |                   |          |
| 5 825  | 165 | 802.11a | 20         | 6Mbps     | 14.0          | 12.82       |             | Rear          | 95.31   | 10       | 0.081              |           | 1.312          | 1.049                 |                   | -        |
| 5 825  | 165 | 802.11a | 20         | 6Mbps     | 14.0          | 12.82       | 0.000       | Front         | 95.31   | 10       | 0.235              | 0.078     | 1.312          | 1.049                 | <b>0.107</b>      | 31       |
| 5 825  | 165 | 802.11a | 20         | 6Mbps     | 14.0          | 12.82       |             | Left          | 95.31   | 10       | 0.028              |           | 1.312          | 1.049                 |                   |          |
| 5 825  | 165 | 802.11a | 20         | 6Mbps     | 14.0          | 12.82       |             | Top           | 95.31   | 10       | 0.123              |           | 1.312          | 1.049                 |                   | -        |
| ANSI/ IEEE C95.1 - 1992– Safety Limit<br>Spatial Peak<br>Uncontrolled Exposure/ General Population |     |         |            |           |               |             |             |               | Body<br>1.6 W/kg (mW/g)<br>Averaged over 1 gram |          |                    |           |                |                       |                   |          |

## 11.4 SAR Test Notes

### General Notes:

1. The test data reported are the worst-case SAR values according to test procedures specified in IEEE 1528-2013, FCC KDB Procedure.
2. Batteries are fully charged at the beginning of the SAR measurements. A standard battery was used for all SAR measurements.
3. Liquid tissue depth was at least 15.0 cm for all frequencies.
4. The manufacturer has confirmed that the device(s) tested have the same physical, mechanical and thermal characteristics and are within operational tolerances expected for production units.
5. SAR results were scaled to the maximum allowed power to demonstrate compliance per FCC KDB 447498 D01v06.
6. Device was tested using a fixed spacing for body-worn accessory testing. A separation distance of 10 mm was considered because the manufacturer has determined that there will be body-worn accessories available in the marketplace for users to support this separation distance.
7. Per FCC KDB 648474 D04v01r03, SAR was evaluated without a headset connected to the device. Since the standalone reported SAR was  $\leq 1.2$  W/kg, no additional SAR evaluation using a headset cable were required.

### GSM/GPRS Test Notes:

1. This EUT'S GSM and GPRS device class is B.
2. This device supports GPRS VOIP in the head and the body-worn configurations therefore GPRS was additionally evaluated for head and body-worn compliance.
3. Body-Worn accessory testing is typically associated with voice operations. Therefore, GSM voice was evaluated for body-worn SAR.
4. Justification for reduced test configurations per KDB 941225 D01v03r01: The source-based time-averaged output power was evaluated for all multi-slot operations. The multi-slot configuration with the highest frame averaged output power including tolerance was evaluated for SAR.
5. Per FCC KDB 447498 D01v06, if the reported (scaled) SAR measured at the middle channel or highest output power channel for each test configuration is  $\leq 0.8$  W/kg then testing at the other channels is not required for such test configuration(s). When the maximum output power variation across the required test channels is 1/2 dB, instead of the middle channel, the highest output power channel must be used.
6. Justification for reduced test configurations per KDB Publication 941225 D01v03r01 and October 2013 TCB Workshop Notes: The source-based frame-averaged output power was evaluated for all GPRS/EDGE slot configurations. The configuration with the highest target frame averaged output power was evaluated for hotspot SAR. When the maximum frame-averaged powers are equivalent across two or more slots (within 0.25 dB), the configuration with the most number of time slots was tested.

**LTE Notes:**

1. LTE Considerations: LTE test configurations are determined according to SAR Evaluation Consideration for LTE Devices in FCC KDB 941225 D05v02r05.
2. According to FCC KDB 941225 D05v02r05.  
When the reported SAR is  $\leq 0.8$  W/kg, testing of the 100%RB allocation and required test channels is not required. Otherwise, SAR is required for the remaining required test channels using the 1RB, 50%RB and 100%RB allocation with highest output power for that channel.  
Only one channel, and as reported SAR values for 1RB allocation and 50%RB allocation were less than 1.45W/Kg only the highest power RB offset for each allocation was required.
3. MPR is permanently implemented for this device by the manufacturer. The specific manufacturer target MPR is indicated alongside the SAR results. MPR is enabled for this device, according to target MPR is indicated alongside the SAR results.
4. A-MPR was disabled for all SAR tests by setting NS=01 on the base station simulator.
5. Pre-installed VOIP applications are considered.
6. SAR test reduction is applied using the following criteria:  
Start with the largest channel bandwidth and measure SAR for QPSK with 1 RB, and 50% RB allocation, using the RB offset and required test channel combination with the highest maximum output power among RB offsets at the upper edge, middle and lower edge of each required test channel. When the reported SAR is  $>0.8$  W/kg, testing for other Channels is performed at the highest output power level for 1RB, and 50% RB configuration for that channel. Testing for 100% RB configuration is performed at the highest output power level for 100% RB configuration across the Low, Mid and High Channel when the highest reported SAR for 1 RB and 50% RB are  $>0.8$  W/kg, Testing for the remaining required channels is not needed because the reported SAR for 100% RB Allocation  $<1.45$  W/kg. Testing for 16-QAM modulation is not required because the reported SAR for QPSK is  $<1.45$  W/kg and its output power is not more than 0.5 dB higher than that a QPSK. Testing for the other channel bandwidths is not required because the reported SAR for the highest channel bandwidth is  $<1.45$  W/kg and its output power is not more than 0.5 dB higher than that of the highest channel bandwidth.

**UMTS Notes:**

1. The 12.2 kbps RMC mode is the primary mode per KDB 941225 D01v03r01.
2. UMTS mode in Body SAR was tested under RMC 12.2 kbps with HSPA inactive per KDB 941225 D01v03r01. HSPA SAR was not required since the average output power of the HSPA subtests was not more than 0.25 dB higher than the RMC level and Adjusted SAR value was less than 1.2 W/kg.
3. Per FCC KDB 447498 D01v06, if the reported (scaled) SAR measured at the middle channel or highest output power channel for each test configuration is  $\leq 0.8$  W/kg then testing at the other channels is not required for such test configuration(s). When the maximum output power variation across the channel highest output power channel was used.
4. UMTS SAR was tested under RMC 12.2 kbps with HSPA inactive per KDB publication 941225 D01v03r01. HSPA SAR was not required since the average output power of the HSPA subtests was not more than 0.25 dB higher than the RMC level and SAR was less than 1.2 W/kg.

**WLAN Notes:**

1. For held-to-ear and hotspot operations, the initial test position procedures were applied. For initial test position, the highest extrapolated peak SAR will be used. When reported SAR for the initial test position is  $\leq 0.4$  W/kg for 1g SAR and  $\leq 1.0$  W/kg for 10g SAR, no additional testing for the remaining test positions was required. Otherwise, SAR is evaluated at the subsequent highest peak SAR positions until the reported SAR results is  $\leq 0.8$  W/kg for 1g SAR and  $\leq 2.0$  W/kg for 10g SAR or all test position are measured.
2. Per KDB 2482227 D01v02r01 justification for test configurations of 2.4 GHz WiFi Single transmission chain operations, the highest measured maximum output power channel for DSSS was selected for SAR measurement. SAR for OFDM modes (2.4 GHz 802.11 g/n) was not required due to the maximum allowed powers and the highest reported DSSS SAR.
3. Per KDB 2482227 D01v02r01 justification for test configurations of 5 GHz WiFi Single transmission chain operations, the initial test configuration was selected according to the transmission mode with the highest maximum allowed powers. Other transmission mode were not investigated since the highest reported SAR for initial test configuration adjusted by the ration of maximum output powers is less than 1.2 W/kg for 1g SAR and less than 3.0 W/kg for 10 g SAR.
4. When the maximum reported 1g averaged SAR is  $\leq 0.8$  W/kg, SAR testing on additional channels was not required. Otherwise, SAR for the next highest output power channel was required until the reported SAR result was  $\leq 1.20$  W/kg or all test channels were measured.
5. The device was configured to transmit continuously at the required data rated, channel bandwidth and signal modulation, using the highest transmission duty factor supported by the test mode tools. The reported SAR was scaled to the 100% transmission duty factor to determine compliance. Procedures used to measure the duty factor are identical to that in the associated WLAN test reports.
6. Only channels in the U-NII-2C (> 5.65 GHz WIFI) & U-NII-3 aggregate band that support wireless router were considered for hotspot SAR tests.



## 12. Simultaneous SAR Analysis

### 12.1 Simultaneous Transmission Summation for Head

| Simultaneous Transmission Summation Scenario with 2.4 GHz WLAN |             |               |          |                  |                  |          |
|--|-------------|---------------|----------|------------------|------------------|----------|
| Exposure condition   | Band        | Configuration | WWAN SAR | 2.4 GHz WLAN SAR | $\Sigma$ 1-g SAR | SPLSR    |
|  |             |               | (W/kg)   | (W/kg)           | (W/kg)           | (Yes/No) |
| Head SAR   | GSM 850     | Left Cheek    | 0.568    | 0.340            | 0.908            | No       |
|  |             | Left Tilt     | 0.296    | 0.358            | 0.654            | No       |
|  |             | Right Cheek   | 0.494    | 0.951            | 1.445            | No       |
|  |             | Right Tilt    | 0.294    | 0.922            | 1.216            | No       |
|  | GPRS 850    | Left Cheek    | 0.757    | 0.340            | 1.097            | No       |
|  |             | Left Tilt     | 0.408    | 0.358            | 0.766            | No       |
|  |             | Right Cheek   | 0.619    | 0.951            | 1.570            | No       |
|  |             | Right Tilt    | 0.403    | 0.922            | 1.325            | No       |
|  | GSM 1900    | Left Cheek    | 0.271    | 0.340            | 0.611            | No       |
|  |             | Left Tilt     | 0.173    | 0.358            | 0.531            | No       |
|  |             | Right Cheek   | 0.456    | 0.951            | 1.407            | No       |
|  |             | Right Tilt    | 0.155    | 0.922            | 1.077            | No       |
|  | GPRS 1900   | Left Cheek    | 0.341    | 0.340            | 0.681            | No       |
|  |             | Left Tilt     | 0.227    | 0.358            | 0.585            | No       |
|  |             | Right Cheek   | 0.632    | 0.951            | 1.583            | No       |
|  |             | Right Tilt    | 0.203    | 0.922            | 1.125            | No       |
|  | UMTS 850    | Left Cheek    | 0.584    | 0.340            | 0.924            | No       |
|  |             | Left Tilt     | 0.291    | 0.358            | 0.649            | No       |
|  |             | Right Cheek   | 0.414    | 0.951            | 1.365            | No       |
|  |             | Right Tilt    | 0.245    | 0.922            | 1.167            | No       |
|  | UTMS 1700   | Left Cheek    | 0.381    | 0.340            | 0.721            | No       |
|  |             | Left Tilt     | 0.255    | 0.358            | 0.613            | No       |
|  |             | Right Cheek   | 0.518    | 0.951            | 1.469            | No       |
|  |             | Right Tilt    | 0.248    | 0.922            | 1.170            | No       |
|  | UMTS 1900   | Left Cheek    | 0.363    | 0.340            | 0.703            | No       |
|  |             | Left Tilt     | 0.260    | 0.358            | 0.618            | No       |
|  |             | Right Cheek   | 0.568    | 0.951            | 1.519            | No       |
|  |             | Right Tilt    | 0.204    | 0.922            | 1.126            | No       |
|  | LTE Band 2  | Left Cheek    | 0.389    | 0.340            | 0.729            | No       |
|  |             | Left Tilt     | 0.259    | 0.358            | 0.617            | No       |
|  |             | Right Cheek   | 0.643    | 0.951            | <b>1.594</b>     | No       |
|  |             | Right Tilt    | 0.216    | 0.922            | 1.138            | No       |
|  | LTE Band 4  | Left Cheek    | 0.247    | 0.340            | 0.587            | No       |
|  |             | Left Tilt     | 0.209    | 0.358            | 0.567            | No       |
|  |             | Right Cheek   | 0.469    | 0.951            | 1.420            | No       |
|  |             | Right Tilt    | 0.202    | 0.922            | 1.124            | No       |
|  | LTE Band 5  | Left Cheek    | 0.470    | 0.340            | 0.810            | No       |
|  |             | Left Tilt     | 0.224    | 0.358            | 0.582            | No       |
|  |             | Right Cheek   | 0.448    | 0.951            | 1.399            | No       |
|  |             | Right Tilt    | 0.272    | 0.922            | 1.194            | No       |
| LTE Band 7   | Left Cheek  | 0.358         | 0.340    | 0.698            | No               |          |
|  | Left Tilt   | 0.072         | 0.358    | 0.430            | No               |          |
|  | Right Cheek | 0.102         | 0.951    | 1.053            | No               |          |
|  | Right Tilt  | 0.119         | 0.922    | 1.041            | No               |          |
| LTE Band 12  | Left Cheek  | 0.222         | 0.340    | 0.562            | No               |          |
|  | Left Tilt   | 0.152         | 0.358    | 0.510            | No               |          |
|  | Right Cheek | 0.141         | 0.951    | 1.092            | No               |          |
|  | Right Tilt  | 0.170         | 0.922    | 1.092            | No               |          |

| Simultaneous Transmission Summation Scenario with 5 GHz WLAN |             |               |          |                |                  |          |
|--|-------------|---------------|----------|----------------|------------------|----------|
| Exposure condition   | Band        | Configuration | WWAN SAR | 5 GHz WLAN SAR | $\Sigma$ 1-g SAR | SPLSR    |
|  |             |               | (W/kg)   | (W/kg)         | (W/kg)           | (Yes/No) |
| Head SAR   | GSM 850     | Left Cheek    | 0.568    | 0.498          | 1.066            | No       |
|  |             | Left Tilt     | 0.296    | 0.635          | 0.931            | No       |
|  |             | Right Cheek   | 0.494    | 1.065          | 1.559            | No       |
|  |             | Right Tilt    | 0.294    | 1.063          | 1.357            | No       |
|  | GPRS 850    | Left Cheek    | 0.757    | 0.498          | 1.255            | No       |
|  |             | Left Tilt     | 0.408    | 0.635          | 1.043            | No       |
|  |             | Right Cheek   | 0.619    | 1.065          | 1.684            | Yes      |
|  |             | Right Tilt    | 0.403    | 1.063          | 1.466            | No       |
|  | GSM 1900    | Left Cheek    | 0.271    | 0.498          | 0.769            | No       |
|  |             | Left Tilt     | 0.173    | 0.635          | 0.808            | No       |
|  |             | Right Cheek   | 0.456    | 1.065          | 1.521            | No       |
|  |             | Right Tilt    | 0.155    | 1.063          | 1.218            | No       |
|  | GPRS 1900   | Left Cheek    | 0.341    | 0.498          | 0.839            | No       |
|  |             | Left Tilt     | 0.227    | 0.635          | 0.862            | No       |
|  |             | Right Cheek   | 0.632    | 1.065          | 1.697            | Yes      |
|  |             | Right Tilt    | 0.203    | 1.063          | 1.266            | No       |
|  | UMTS 850    | Left Cheek    | 0.584    | 0.498          | 1.082            | No       |
|  |             | Left Tilt     | 0.291    | 0.635          | 0.926            | No       |
|  |             | Right Cheek   | 0.414    | 1.065          | 1.479            | No       |
|  |             | Right Tilt    | 0.245    | 1.063          | 1.308            | No       |
|  | UTMS 1700   | Left Cheek    | 0.381    | 0.498          | 0.879            | No       |
|  |             | Left Tilt     | 0.255    | 0.635          | 0.890            | No       |
|  |             | Right Cheek   | 0.518    | 1.065          | 1.583            | No       |
|  |             | Right Tilt    | 0.248    | 1.063          | 1.311            | No       |
|  | UMTS 1900   | Left Cheek    | 0.363    | 0.498          | 0.861            | No       |
|  |             | Left Tilt     | 0.260    | 0.635          | 0.895            | No       |
|  |             | Right Cheek   | 0.568    | 1.065          | 1.633            | Yes      |
|  |             | Right Tilt    | 0.204    | 1.063          | 1.267            | No       |
|  | LTE Band 2  | Left Cheek    | 0.389    | 0.498          | 0.887            | No       |
|  |             | Left Tilt     | 0.259    | 0.635          | 0.894            | No       |
|  |             | Right Cheek   | 0.643    | 1.065          | 1.708            | Yes      |
|  |             | Right Tilt    | 0.216    | 1.063          | 1.279            | No       |
|  | LTE Band 4  | Left Cheek    | 0.247    | 0.498          | 0.745            | No       |
|  |             | Left Tilt     | 0.209    | 0.635          | 0.844            | No       |
|  |             | Right Cheek   | 0.469    | 1.065          | 1.534            | No       |
|  |             | Right Tilt    | 0.202    | 1.063          | 1.265            | No       |
|  | LTE Band 5  | Left Cheek    | 0.470    | 0.498          | 0.968            | No       |
|  |             | Left Tilt     | 0.224    | 0.635          | 0.859            | No       |
|  |             | Right Cheek   | 0.448    | 1.065          | 1.513            | No       |
|  |             | Right Tilt    | 0.272    | 1.063          | 1.335            | No       |
| LTE Band 7   | Left Cheek  | 0.358         | 0.498    | 0.856          | No               |          |
|  | Left Tilt   | 0.072         | 0.635    | 0.707          | No               |          |
|  | Right Cheek | 0.102         | 1.065    | 1.167          | No               |          |
|  | Right Tilt  | 0.119         | 1.063    | 1.182          | No               |          |
| LTE Band 12  | Left Cheek  | 0.222         | 0.498    | 0.720          | No               |          |
|  | Left Tilt   | 0.152         | 0.635    | 0.787          | No               |          |
|  | Right Cheek | 0.141         | 1.065    | 1.206          | No               |          |
|  | Right Tilt  | 0.170         | 1.063    | 1.233          | No               |          |

## 12.2 Simultaneous Transmission Summation for Body-Worn

| Simultaneous Transmission Summation Scenario with 2.4 GHz WLAN |          |             |          |                  |                |          |
|--|----------|-------------|----------|------------------|----------------|----------|
| Exposure condition   | Distance | Band        | WWAN SAR | 2.4 GHz WLAN SAR | $\sum$ 1-g SAR | SPLSR    |
|  | (mm)     |             | (W/kg)   | (W/kg)           | (W/kg)         | (Yes/No) |
| Body-worn  | 10       | GSM 850     | 0.746    | 0.144            | 0.890          | No       |
|  |          | GPRS 850    | 0.840    | 0.144            | 0.984          | No       |
|  |          | GSM 1900    | 0.449    | 0.144            | 0.593          | No       |
|  |          | GPRS 1900   | 0.651    | 0.144            | 0.795          | No       |
|  |          | UMTS 850    | 0.789    | 0.144            | 0.933          | No       |
|  |          | UMTS 1700   | 0.776    | 0.144            | 0.920          | No       |
|  |          | UMTS 1900   | 0.526    | 0.144            | 0.670          | No       |
|  |          | LTE Band 2  | 0.617    | 0.144            | 0.761          | No       |
|  |          | LTE Band 4  | 0.581    | 0.144            | 0.725          | No       |
|  |          | LTE Band 5  | 0.790    | 0.144            | 0.934          | No       |
|  |          | LTE Band 7  | 1.122    | 0.144            | 1.266          | No       |
|  |          | LTE Band 12 | 0.433    | 0.144            | 0.577          | No       |

| Simultaneous Transmission Summation Scenario with 5 GHz WLAN |          |             |          |                |                |          |
|--|----------|-------------|----------|----------------|----------------|----------|
| Exposure condition   | Distance | Band        | WWAN SAR | 5 GHz WLAN SAR | $\sum$ 1-g SAR | SPLSR    |
|  | (mm)     |             | (W/kg)   | (W/kg)         | (W/kg)         | (Yes/No) |
| Body-worn  | 10       | GSM 850     | 0.746    | 0.044          | 0.790          | No       |
|  |          | GPRS 850    | 0.840    | 0.044          | 0.884          | No       |
|  |          | GSM 1900    | 0.449    | 0.044          | 0.493          | No       |
|  |          | GPRS 1900   | 0.651    | 0.044          | 0.695          | No       |
|  |          | UMTS 850    | 0.789    | 0.044          | 0.833          | No       |
|  |          | UMTS 1700   | 0.776    | 0.044          | 0.820          | No       |
|  |          | UMTS 1900   | 0.526    | 0.044          | 0.570          | No       |
|  |          | LTE Band 2  | 0.617    | 0.044          | 0.661          | No       |
|  |          | LTE Band 4  | 0.581    | 0.044          | 0.625          | No       |
|  |          | LTE Band 5  | 0.790    | 0.044          | 0.834          | No       |
|  |          | LTE Band 7  | 1.122    | 0.044          | 1.166          | No       |
|  |          | LTE Band 12 | 0.433    | 0.044          | 0.477          | No       |

| Simultaneous Transmission Summation Scenario with Bluetooth |          |             |          |                         |                  |          |
|---|----------|-------------|----------|-------------------------|------------------|----------|
| Exposure condition  | Distance | Band        | WWAN SAR | Bluetooth Estimated SAR | $\Sigma$ 1-g SAR | SPLSR    |
|   | (mm)     |             | (W/kg)   | (W/kg)                  | (W/kg)           | (Yes/No) |
| Body-worn   | 10       | GSM 850     | 0.746    | 0.21                    | 0.956            | No       |
|   |          | GPRS 850    | 0.840    | 0.21                    | 1.050            | No       |
|   |          | GSM 1900    | 0.449    | 0.21                    | 0.659            | No       |
|   |          | GPRS 1900   | 0.651    | 0.21                    | 0.861            | No       |
|   |          | UMTS 850    | 0.789    | 0.21                    | 0.999            | No       |
|   |          | UMTS 1700   | 0.776    | 0.21                    | 0.986            | No       |
|   |          | UMTS 1900   | 0.526    | 0.21                    | 0.736            | No       |
|   |          | LTE Band 2  | 0.617    | 0.21                    | 0.827            | No       |
|   |          | LTE Band 4  | 0.581    | 0.21                    | 0.791            | No       |
|   |          | LTE Band 5  | 0.790    | 0.21                    | 1.000            | No       |
|   |          | LTE Band 7  | 1.122    | 0.21                    | <b>1.332</b>     | No       |
|   |          | LTE Band 12 | 0.433    | 0.21                    | 0.643            | No       |

Note: Bluetooth SAR was not required to be measured per FCC KDB 447498 D01v06. Estimated SAR results were used for SAR summation for body-worn back side at 10 mm to determine simultaneous transmission SAR test exclusion.

### 12.3 Simultaneous Transmission Summation for Hotspot

| Simultaneous Transmission Summation Scenario with 2.4 GHz WLAN |          |             |          |                  |                  |          |
|--|----------|-------------|----------|------------------|------------------|----------|
| Exposure condition   | Distance | Band        | WWAN SAR | 2.4 GHz WLAN SAR | $\Sigma$ 1-g SAR | SPLSR    |
|  | (mm)     |             | (W/kg)   | (W/kg)           | (W/kg)           | (Yes/No) |
| Hotspot  | 10       | GSM 850     | 0.840    | 0.144            | 0.984            | No       |
|  |          | GSM 1900    | 0.838    | 0.144            | 0.982            | No       |
|  |          | UMTS 850    | 0.789    | 0.144            | 0.933            | No       |
|  |          | UMTS 1700   | 1.013    | 0.144            | 1.157            | No       |
|  |          | UMTS 1900   | 0.577    | 0.144            | 0.721            | No       |
|  |          | LTE Band 2  | 0.617    | 0.144            | 0.761            | No       |
|  |          | LTE Band 4  | 0.795    | 0.144            | 0.939            | No       |
|  |          | LTE Band 5  | 0.790    | 0.144            | 0.934            | No       |
|  |          | LTE Band 7  | 1.122    | 0.144            | <b>1.266</b>     | No       |
|  |          | LTE Band 12 | 0.433    | 0.144            | 0.577            | No       |

| Simultaneous Transmission Summation Scenario with 5 GHz WLAN |          |             |          |                |                  |          |
|--|----------|-------------|----------|----------------|------------------|----------|
| Exposure condition   | Distance | Band        | WWAN SAR | 5 GHz WLAN SAR | $\Sigma$ 1-g SAR | SPLSR    |
|  | (mm)     |             | (W/kg)   | (W/kg)         | (W/kg)           | (Yes/No) |
| Hotspot  | 10       | GSM 850     | 0.840    | 0.107          | 0.947            | No       |
|  |          | GSM 1900    | 0.838    | 0.107          | 0.945            | No       |
|  |          | UMTS 850    | 0.789    | 0.107          | 0.896            | No       |
|  |          | UMTS 1700   | 1.013    | 0.107          | 1.120            | No       |
|  |          | UMTS 1900   | 0.577    | 0.107          | 0.684            | No       |
|  |          | LTE Band 2  | 0.617    | 0.107          | 0.724            | No       |
|  |          | LTE Band 4  | 0.795    | 0.107          | 0.902            | No       |
|  |          | LTE Band 5  | 0.790    | 0.107          | 0.897            | No       |
|  |          | LTE Band 7  | 1.122    | 0.107          | 1.229            | No       |
|  |          | LTE Band 12 | 0.433    | 0.107          | 0.540            | No       |

## 12.4 SAR to Peak Location Separation Ratio (SPLSR)

FCC KDB 447498 D01v06 General RF Exposure Guidance introduces a new formula for calculating the SAR a Peak Location SeparationRatio(SPLSR) between pairs of simultaneously transmitting antennas:

$$SPLSR = (SAR_1 + SAR_2)^{1.5} / Ri$$

Where:

$SAR_1$  is the highest measured or estimated SAR for the first of a pair of simultaneous transmitting antennas, in a specific test operating mode and exposure condition

$SAR_2$  is the highest measured of estimated SAR for the second of a pair of simultaneous transmitting antennas, in the same test operating mode and exposure condition as the first

$Ri$  is the separation distance between the pair of simultaneous transmitting antennas, When the SAR is measured, for both antennas in the pair, it is determined by the actual x, y and z coordinates in the 1-g SAR for each SAR peak location, based on the extrapolated and interpolated result in the zoom scan measurement, using the formula of  $[(X_1 - X_2)^2 + (Y_1 - Y_2)^2 + (Z_1 - Z_2)^2]$

In order for a pair of simultaneous transmitting antennas with the sum of 1-g SAR > 1.6 W/kg to qualify for exemption from Simultaneous Transmission SAR measurements, it has to satisfy the condition of:

$$(SAR_1 + SAR_2)^{1.5} / Ri \leq 0.04$$

Per Sec. 12, below simultaneous transmission summations need to be calculated SPLSR.

### 12.4.1 GPRS 850& WiFi

| Mode      | Peak SAR | X    | Y    | Z    | Distance |
|-----------|----------|------|------|------|----------|
|           | mW/g     | M    | M    | M    | mm       |
| GPRS 850  | 0.698    | 66.6 | -272 | -176 | 72.118   |
| 5GHz WIFI | 4.73     | 26.7 | -332 | -173 |          |

### SAR to Peak Location Separation Ratio (SPLSR)

| Simultaneous Transmission Scenario |             | Standalone SAR Value | $\sum$ 1-g SAR | Calculated Distance | SPLSR           | Volume Scan |
|------------------------------------|-------------|----------------------|----------------|---------------------|-----------------|-------------|
| Position                           | Combination | (W/kg)               | (W/kg)         | (mm)                | ( $\leq 0.04$ ) | (Yes/No)    |
| Right Cheek                        | GPRS 850    | 0.619                | 1.684          | 72.118              | 0.0303          | No          |
| Right Cheek                        | 5GHz WIFI   | 1.065                |                |                     |                 |             |

### 12.4.2 GPRS 1900 & WiFi

| Mode      | Peak SAR | X    | Y    | Z    | Distance |
|-----------|----------|------|------|------|----------|
|           | mW/g     | M    | M    | M    | mm       |
| GPRS 1900 | 0.789    | 69.9 | -246 | -166 | 96.495   |
| 5GHz WIFI | 4.73     | 26.7 | -332 | -173 |          |

### SAR to Peak Location Separation Ratio (SPLSR)

| Simultaneous Transmission Scenario |             | Standalone SAR Value | $\sum$ 1-g SAR | Calculated Distance | SPLSR           | Volume Scan |
|------------------------------------|-------------|----------------------|----------------|---------------------|-----------------|-------------|
| Position                           | Combination | (W/kg)               | (W/kg)         | (mm)                | ( $\leq 0.04$ ) | (Yes/No)    |
| Right Cheek                        | GPRS 1900   | 0.632                | 1.697          | 96.495              | 0.0229          | No          |
| Right Cheek                        | 5GHz WIFI   | 1.065                |                |                     |                 |             |

### 12.4.3 UMTS 1900& WiFi

| Mode      | Peak SAR | X    | Y    | Z    | Distance |
|-----------|----------|------|------|------|----------|
|           | mW/g     | M    | M    | M    |          |
| UMTS 1900 | 0.794    | 53.5 | -252 | -165 | 84.748   |
| 5GHz WIFI | 4.73     | 26.7 | -332 | -173 |          |

#### SAR to Peak Location Separation Ratio (SPLSR)

| Simultaneous Transmission Scenario |             | Standalone SAR Value | $\sum$ 1-g SAR | Calculated Distance | SPLSR           | Volume Scan |
|------------------------------------|-------------|----------------------|----------------|---------------------|-----------------|-------------|
| Position                           | Combination | (W/kg)               | (W/kg)         | (mm)                | ( $\leq 0.04$ ) | (Yes/No)    |
| Right Cheek                        | UMTS 1900   | 0.568                | 1.633          | 84.748              | 0.0246          | No          |
| Right Cheek                        | 5GHz WIFI   | 1.065                |                |                     |                 |             |

### 12.4.4 LTE Band 2& WiFi

| Mode       | Peak SAR | X    | Y    | Z    | Distance |
|------------|----------|------|------|------|----------|
|            | mW/g     | M    | M    | M    |          |
| LTE Band 2 | 0.913    | 56.6 | -255 | -165 | 82.988   |
| 5GHz WIFI  | 4.73     | 26.7 | -332 | -173 |          |

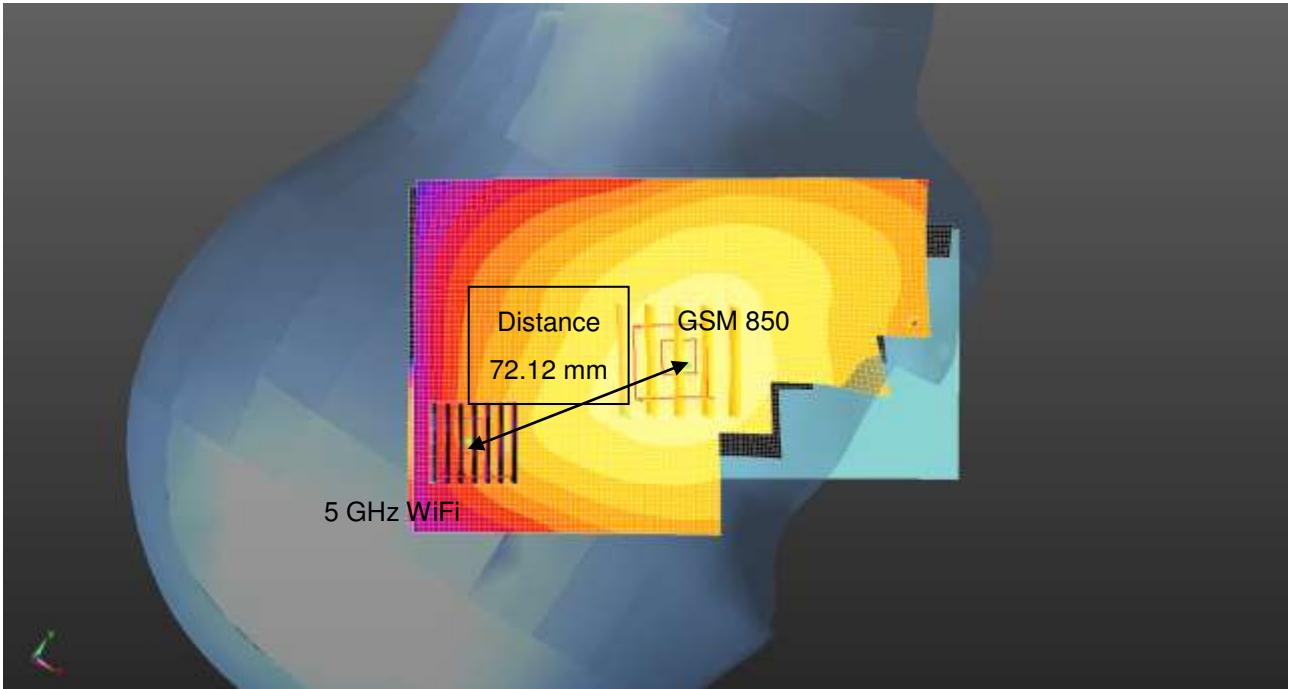
#### SAR to Peak Location Separation Ratio (SPLSR)

| Simultaneous Transmission Scenario |             | Standalone SAR Value | $\sum$ 1-g SAR | Calculated Distance | SPLSR           | Volume Scan |
|------------------------------------|-------------|----------------------|----------------|---------------------|-----------------|-------------|
| Position                           | Combination | (W/kg)               | (W/kg)         | (mm)                | ( $\leq 0.04$ ) | (Yes/No)    |
| Right Cheek                        | LTE Band 2  | 0.643                | 1.708          | 82.988              | 0.0269          | No          |
| Right Cheek                        | 5GHz WIFI   | 1.065                |                |                     |                 |             |

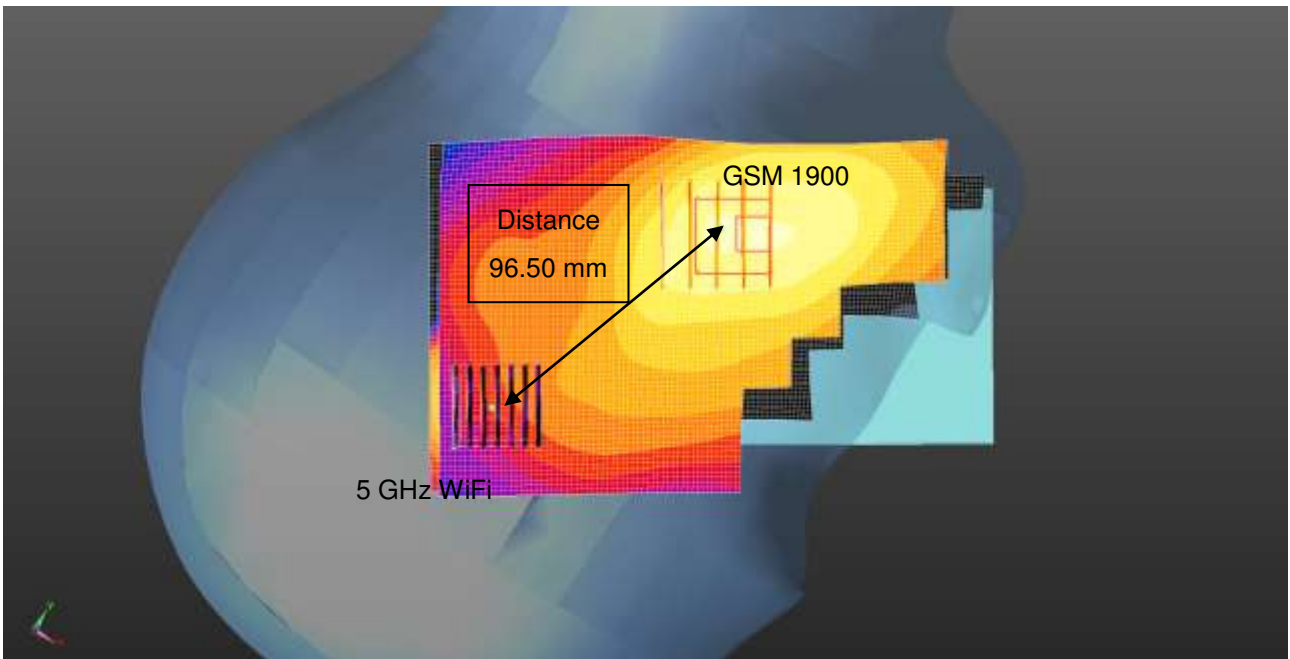
#### SPLSR Conclusion

Simultaneous transmission SAR measurement (Volume Scan) is not required because the either sum of the 1-g SAR is < 1.6 W/kg or the SPLSR is  $\leq 0.04$  for all circumstances that require SPLSR calculation.

**12.4.6 SAR to Peak Location Ratio (SPLSR) illustrations**  
**GPRS 850 & WiFi**

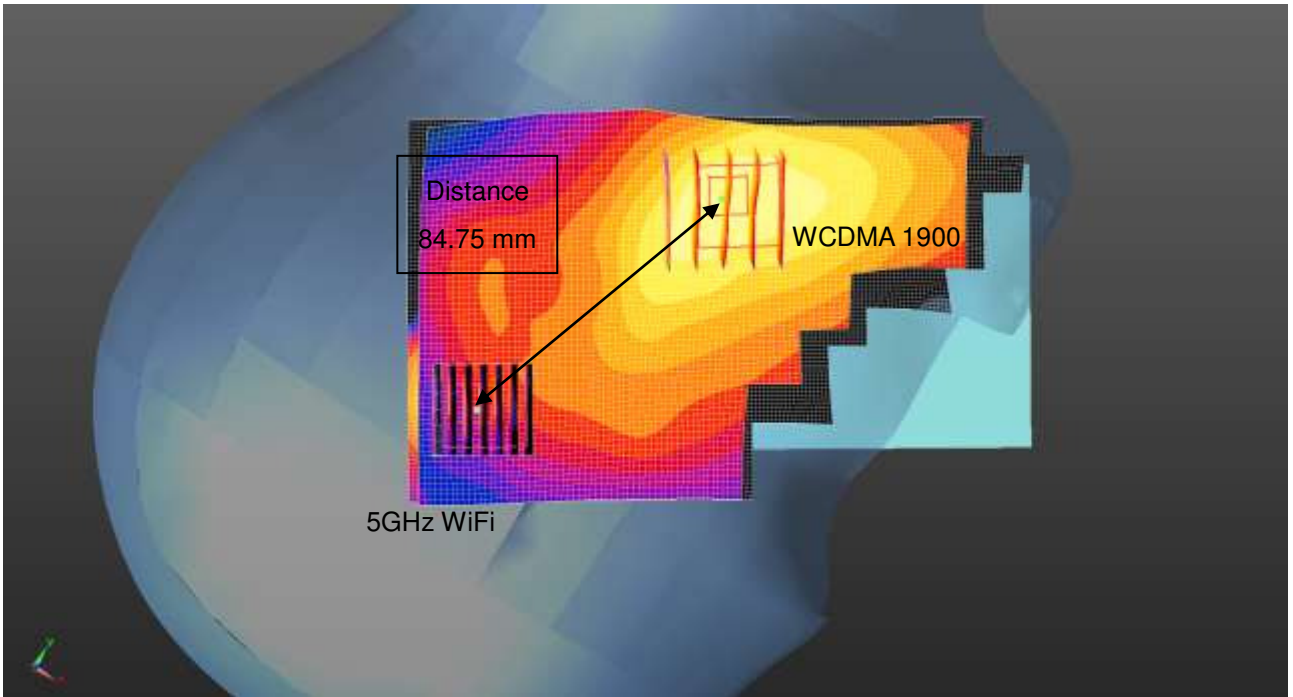


**GPRS 1900 & WiFi**

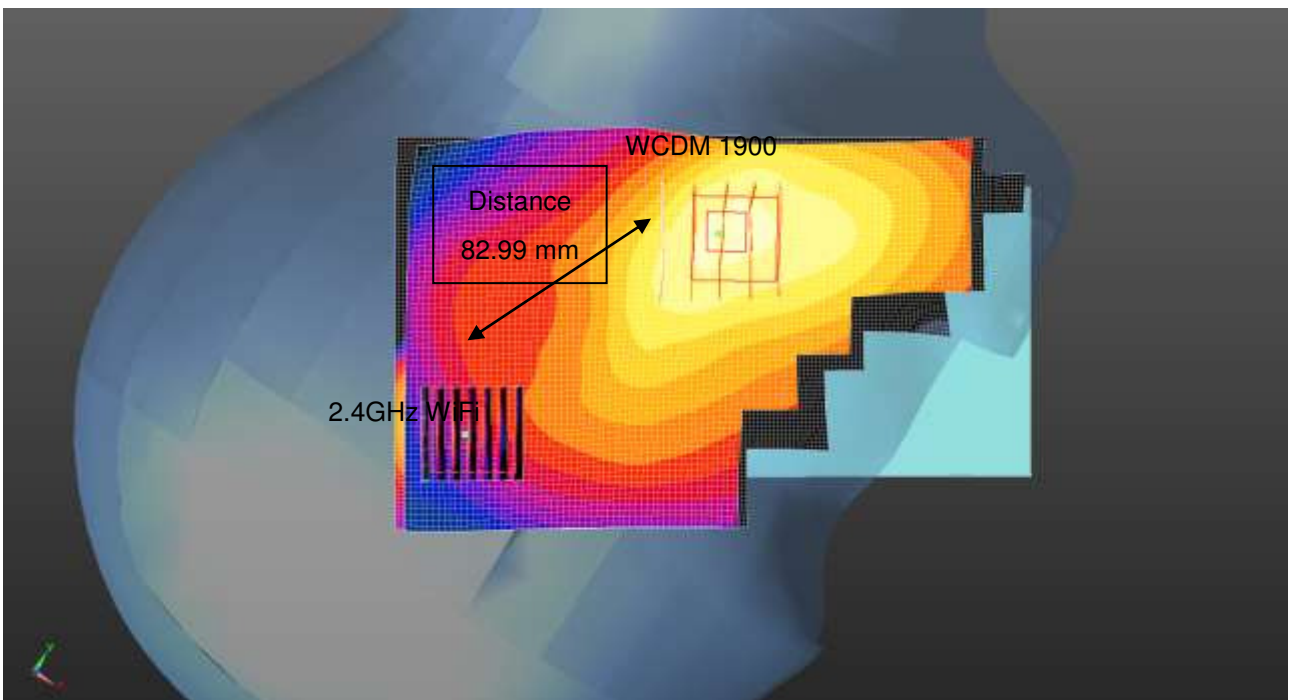




**UMTS 1900& WiFi**



**LTE Band 2& WiFi**



## 12.5 Simultaneous Transmission Conclusion

The above numerical summed SAR results for all the worst-case simultaneous transmission conditions were below the SAR limit. Therefore, the above analysis is sufficient to determine that simultaneous transmission cases will not exceed the SAR limit. And therefore no measured volumetric simultaneous SAR summation is required per FCC KDB Publication 447498 D01v06 and IEEE 1528-2013.

### 13. SAR Measurement Variability and Uncertainty

In accordance with KDB procedure 865664 D01v01r04 SAR measurement 100 MHz to 6 GHz, SAR additional measurements are repeated after the completion of all measurements requiring the same head or body tissue-equivalent medium in a frequency band. The test device should be returned to ambient conditions (normal room temperature) with the battery fully charged before it is re-mounted on the device holder for the repeated measurement(s) to minimize any unexpected variations in the repeated results.

SAR Measurement variability was assessed using the following procedures for each frequency band:

- 1) Repeated measurement is not required when the original highest measured SAR is < 0.80 W/kg for 1g SAR or < 2.0 W/kg for 10g SAR ; steps 2) through 4) do not apply.
- 2) When the original highest measured 1g SAR is  $\geq 0.80$  W/kg or 10g SAR  $\geq 2.0$ W/kg, repeat that measurement once.
- 3) Perform a second repeated measurement only if the ratio of largest to smallest SAR for the original and first repeated measurements is > 1.20 or when the original or repeated measurement is  $\geq 1.45$  W/kg for 1g SAR or  $\geq 3.625$  W/kg for 10g SAR (~ 10% from the 1-g SAR limit).
- 4) Perform a third repeated measurement only if the original, first or second repeated measurement is  $\geq 1.5$  W/kg for 1g SAR or  $\geq 3.75$  W/kg for 10g SAR and the ratio of largest to smallest SAR for the original, first and second repeated measurements is > 1.20.

| Frequency |         | Modulation | Battery  | Configuration           | Original SAR | Repeated SAR | Largest to Smallest SAR Ratio | Plot No. |
|-----------|---------|------------|----------|-------------------------|--------------|--------------|-------------------------------|----------|
| MHz       | Channel |            |          |                         | (W/kg)       | (W/kg)       |                               |          |
| 836.6     | 190     | GSM850     | Standard | Rear                    | 0.800        | 0.743        | 1.08                          | 32       |
| 1712.4    | 1312    | UMTS 1700  | Standard | Bottom                  | 0.972        | 0.959        | 1.01                          | 33       |
| 2510      | 20850   | LTE 7      | Standard | Rear<br>(1RB, 99offset) | 0.982        | 0.971        | 1.01                          | 34       |
| 5 500     | 100     | 802.11a    | Standard | Right Cheek             | 0.894        | 0.867        | 1.03                          | 35       |

## 14. MEASUREMENT UNCERTAINTY

| Uncertainty (700 MHz ~ 5000 MHz)    |       |       |      |                |                               |                  |
|-------------------------------------|-------|-------|------|----------------|-------------------------------|------------------|
| Error Description                   | Tol   | Prob. | Div. | c <sub>i</sub> | Standard Uncertainty<br>(± %) | v <sub>eff</sub> |
|                                     | (± %) | dist. |      |                |                               |                  |
| <b>1. Measurement System</b>        |       |       |      |                |                               |                  |
| Probe Calibration                   | 6.55  | N     | 1    | 1              | 6.55                          | ∞                |
| Axial Isotropy                      | 4.70  | R     | 1.73 | 0.7            | 1.90                          | ∞                |
| Hemispherical Isotropy              | 9.60  | R     | 1.73 | 0.7            | 3.88                          | ∞                |
| Boundary Effects                    | 1.00  | R     | 1.73 | 1              | 0.58                          | ∞                |
| Linearity                           | 4.70  | R     | 1.73 | 1              | 2.71                          | ∞                |
| System Detection Limits             | 1.00  | R     | 1.73 | 1              | 0.58                          | ∞                |
| Readout Electronics                 | 0.30  | N     | 1.00 | 1              | 0.30                          | ∞                |
| Response Time                       | 0.8   | R     | 1.73 | 1              | 0.46                          | ∞                |
| Integration Time                    | 2.6   | R     | 1.73 | 1              | 1.50                          | ∞                |
| RF Ambient Conditions               | 3.00  | R     | 1.73 | 1              | 1.73                          | ∞                |
| Probe Positioner                    | 0.40  | R     | 1.73 | 1              | 0.23                          | ∞                |
| Probe Positioning                   | 2.90  | R     | 1.73 | 1              | 1.67                          | ∞                |
| Max SAR Eval                        | 1.00  | R     | 1.73 | 1              | 0.58                          | ∞                |
| <b>2. Test Sample Related</b>       |       |       |      |                |                               |                  |
| Device Positioning                  | 2.25  | N     | 1.00 | 1              | 2.25                          | 9                |
| Device Holder                       | 3.60  | N     | 1.00 | 1              | 3.60                          | ∞                |
| Power Drift                         | 5.00  | R     | 1.73 | 1              | 2.89                          | ∞                |
| <b>3. Phantom and Setup</b>         |       |       |      |                |                               |                  |
| Phantom Uncertainty                 | 4.00  | R     | 1.73 | 1              | 2.31                          | ∞                |
| Liquid Conductivity(target)         | 5.00  | R     | 1.73 | 0.64           | 1.85                          | ∞                |
| Liquid Conductivity(meas.)          | 3.00  | N     | 1    | 0.64           | 1.73                          | ∞                |
| Liquid Permittivity(target)         | 5.00  | R     | 1.73 | 0.6            | 1.73                          | ∞                |
| Liquid Permittivity(meas.)          | 2.30  | N     | 1    | 0.6            | 1.14                          | ∞                |
| <b>Combine Standard Uncertainty</b> |       |       |      |                | 10.99                         |                  |
| <b>Coverage Factor for 95 %</b>     |       |       |      |                | k=2                           |                  |
| <b>Expanded STD Uncertainty</b>     |       |       |      |                | 21.98                         |                  |

## 15. SAR TEST EQUIPMENT

| Manufacturer    | Type / Model                               | S/N             | Calib. Date | Calib.Interval | Calib.Due  |
|-----------------|--|-----------------|-------------|----------------|------------|
| SPEAG           | SAM Phantom                                | -               | N/A         | N/A            | N/A        |
| SPEAG           | Triple Modular Phantom                     | -               | N/A         | N/A            | N/A        |
| HP              | SAR System Control PC                      | -               | N/A         | N/A            | N/A        |
| Staubli         | Robot TX90 XLspeag                         | F13/5R4XF1/A/01 | N/A         | N/A            | N/A        |
| Staubli         | Robot RX90B L                              | F01/5K09A1/A/01 | N/A         | N/A            | N/A        |
| Staubli         | CS8Cspeag-TX90                             | F13/5R4XF1/C/01 | N/A         | N/A            | N/A        |
| Staubli         | Robot ControllerCS7MB                      | F01/5K09A1/C/01 | N/A         | N/A            | N/A        |
| Staubli         | Teach Pendant (Joystick)                   | D21142605       | N/A         | N/A            | N/A        |
| Staubli         | Teach Pendant (Joystick)                   | D221340.01      | N/A         | N/A            | N/A        |
| SPEAG           | DAE4                                       | 1225            | 03/18/2015  | Annual         | 03/18/2016 |
| SPEAG           | DAE4                                       | 614             | 09/29/2015  | Annual         | 09/29/2016 |
| SPEAG           | DAE4                                       | 652             | 01/22/2016  | Annual         | 01/22/2017 |
| SPEAG           | DAE3                                       | 466             | 02/24/2015  | Annual         | 02/24/2016 |
| SPEAG           | E-Field Probe EX3DV4                       | 3903            | 09/28/2015  | Annual         | 09/28/2016 |
| SPEAG           | E-Field Probe EX3DV4                       | 3968            | 06/18/2015  | Annual         | 06/18/2016 |
| SPEAG           | E-Field Probe ET3DV6                       | 1605            | 04/27/2015  | Annual         | 04/27/2016 |
| SPEAG           | Dipole D750V3                              | 1014            | 07/23/2015  | Annual         | 07/23/2016 |
| SPEAG           | Dipole D835V2                              | 4d165           | 11/24/2015  | Annual         | 11/24/2016 |
| SPEAG           | Dipole D1800V2                             | 2d006           | 01/22/2016  | Annual         | 01/22/2017 |
| SPEAG           | Dipole D1900V2                             | 5d032           | 05/20/2015  | Annual         | 05/20/2016 |
| SPEAG           | Dipole D2450V2                             | 743             | 05/19/2015  | Annual         | 05/19/2016 |
| SPEAG           | Dipole D2600V2                             | 1015            | 03/25/2015  | Annual         | 03/25/2016 |
| SPEAG           | Dipole D5GHzV2                             | 1107            | 01/29/2016  | Annual         | 01/29/2017 |
| Agilent         | Power Meter N1991A                         | MY45101406      | 10/03/2015  | Annual         | 10/03/2016 |
| Agilent         | Power Sensor N1921A                        | MY55220026      | 08/19/2015  | Annual         | 08/19/2016 |
| SPEAG           | DAKS 3.5                                   | 1038            | 05/26/2015  | Annual         | 05/26/2016 |
| HP              | Dirrectional Bridge                        | 86205A          | 05/20/2015  | Annual         | 05/20/2016 |
| Agilent         | Base Station E5515C                        | GB44400269      | 02/05/2016  | Annual         | 02/05/2017 |
| HP              | Signal Generator N5182A                    | MY4770230       | 05/13/2015  | Annual         | 05/13/2016 |
| Agilent         | MXA Signal Analyzer N9020A                 | MY50510407      | 03/23/2015  | Annual         | 03/23/2016 |
| HP              | Network Analyzer 8753ES                    | JP39240221      | 03/23/2015  | Annual         | 03/23/2016 |
| R&S             | Wideband Radio Communication Tester CMW500 | 115733          | 09/18/2015  | Annual         | 09/18/2016 |
| Hewlett Packard | 11636B/Power Divider                       | 58698           | 03/02/2015  | Annual         | 03/02/2016 |
| HP              | Dielectric Probe Kit 85070C                | 00721521        | CBT         |                |            |

**NOTE:**

1. The E-field probe was calibrated by SPEAG, by the waveguide technique procedure. Dipole Verification measurement is performed by HCT Lab. before each test. The brain/body simulating material is calibrated by HCT using the DAKS 3.5 to determine the conductivity and permittivity(dielectric constant) of the brain/body-equivalent material.

## 16. CONCLUSION

The SAR measurement indicates that the EUT complies with the RF radiation exposure limits of the ANSI/IEEE C95.1 1992.

These measurements are taken to simulate the RF effects exposure under worst-case conditions. Precise laboratory measures were taken to assure repeatability of the tests.

The SAR measurement indicates that the EUT complies with the RF radiation exposure limits of the FCC and Industry Canada. These measurements were taken to simulate the RF effects of RF exposure under worst-case conditions. Precise laboratory measures were taken to assure repeatability of the tests. The results and statements relate only to the item(s) tested.

## 17. REFERENCES

- [1] IEEE Standards Coordinating Committee 34 – IEEE Std. 1528-2013, IEEE Recommended Practice on Determining the Peak Spatial-Average Specific Absorption Rate (SAR) in the Human Body from Wireless Communications Devices.
- [2] Federal Communications Commission, ET Docket 93-62, Guidelines for Evaluating the Environmental Effects of Radio frequency Radiation, Aug. 1996.
- [3] ANSI/IEEE C95.1 - 1991, American National Standard safety levels with respect to human exposure to radio frequency electromagnetic fields, 300kHz to 100GHz, New York: IEEE, Aug. 1992
- [4] ANSI/IEEE C 95.1 - 2005, American National Standard safety levels with respect to human exposure to radio frequency electromagnetic fields, 3 kHz to 300 GHz, New York: IEEE, 2006.
- [5] ANSI/IEEE C95.3 - 1991, IEEE Recommended Practice for the Measurement of Potentially Hazardous Electromagnetic Fields - RF and Microwave, New York: IEEE, 1992.
- [6] NCRP, National Council on Radiation Protection and Measurements, Biological Effects and Exposure Criteria for Radio Frequency Electromagnetic Fields, NCRP Report No. 86, 1986. Reprinted Feb. 1995.
- [7] T. Schmid, O. Egger, N. Kuster, Automated E-field scanning system for dosimetric assessments, IEEE Transaction on Microwave Theory and Techniques, vol. 44, Jan. 1996, pp. 105-113.
- [8] K. Pokovic, T. Schmid, N. Kuster, Robust setup for precise calibration of E-field probes in tissue simulating liquids at mobile communications frequencies, ICECOM97, Oct. 1997, pp. 120-124.
- [9] K. Pokovic, T. Schmid, and N. Kuster, E-field Probe with improved isotropy in brain simulating liquids, Proceedings of the ELMAR, Zadar, Croatia, June 23-25, 1996, pp. 172-175.
- [10] Schmid & Partner Engineering AG, Application Note: Data Storage and Evaluation, June 1998, p2.
- [11] V. Hombach, K. Meier, M. Burkhardt, E. Kuhn, N. Kuster, The Dependence of EM Energy Absorption upon Human Head Modeling at 900 MHz, IEEE Transaction on Microwave Theory and Techniques, vol. 44 no. 10, Oct. 1996, pp. 1865-1873.
- [12] N. Kuster and Q. Balzano, Energy absorption mechanism by biological bodies in the near field of dipole antennas above 300MHz, IEEE Transaction on Vehicular Technology, vol. 41, no. 1, Feb. 1992, pp. 17-23.
- [13] G. Hartsgrrove, A. Kraszewski, A. Surowiec, Simulated Biological Materials for Electromagnetic Radiation Absorption Studies, University of Ottawa, Bioelectro magnetics, Canada: 1987, pp. 29-36.
- [14] Q. Balzano, O. Garay, T. Manning Jr., Electromagnetic Energy Exposure of Simulated Users of Portable Cellular Telephones, IEEE Transactions on Vehicular Technology, vol. 44, no.3, Aug. 1995.
- [15] W. Gander, Computer mathematick, Birkhaeuser, Basel, 1992.
- [16] W.H. Press, S.A. Teukolsky, W.T. Vetterling, and B.P. Flannery, Numerical Recipes in C, The Art of Scientific Computing, Second edition, Cambridge University Press, 1992.
- [17] N. Kuster, R. Kastle, T. Schmid, Dosimetric evaluation of mobile communications equipment with known precision, IEEE Transaction on Communications, vol. E80-B, no. 5, May 1997, pp. 645-652.
- [18] CENELEC CLC/SC111B, European Prestandard (prENV 50166-2), Human Exposure to Electromagnetic Fields High-frequency: 10kHz-300GHz, Jan. 1995.
- [19] Prof. Dr. Niels Kuster, ETH, Eidgenössische Technische Hochschule Zürich, Dosimetric Evaluation of the Cellular Phone.

- [20] IEC 62209-1, Human exposure to radio frequency fields from hand-held and body-mounted wireless communication devices – Human models, instrumentation and procedures – Part 1: Procedure to determine the specific absorption rate (SAR) for hand-held devices used in close proximity to the ear (frequency range of 300 MHz to 3 GHz), Feb. 2005.
- [21] IEC 62209-2, Human exposure to radio frequency fields from hand-held and body-mounted wireless communication devices – Human models, instrumentation, and procedures – Part 2: Procedure to determine the specific absorption rate (SAR) for wireless communication devices used in close proximity to the human body (frequency range of 30 MHz to 6 GHz) Mar. 2010.
- [22] Industry Canada RSS-102 Radio Frequency Exposure Compliance of Radiocommunication Apparatus (All Frequency Band) Issue 5, March 2015.
- [23] Health Canada Safety Code 6 Limits of Human Exposure to Radio Frequency Electromagnetic Fields in the Frequency Range from 3 kHz – 300 GHz, 2009
- [24] FCC SAR Test procedures for 2G-3G Devices, Mobile Hotspot and UMPC Device KDB 941225 D01.
- [25] SAR Measurement Guidance for IEEE 802.11 transmitters, KDB 248227 D01.
- [26] SAR Evaluation of Handsets with Multiple Transmitters and Antennas KDB 648474 D03, D04.
- [27] SAR Evaluation for Laptop, Notebook, Netbook and Tablet computers KDB 616217 D04.
- [28] SAR Measurement and Reporting Requirements for 100 MHz – 6 GHz, KDB 865664 D01, D02.
- [29] FCC General RF Exposure Guidance and SAR procedures for Dongles, KDB 447498 D01, D02.



## Attachment 1.– SAR Test Plots

Test Laboratory: HCT CO., LTD  
EUT Type: GSM/WCDMA/LTE Phone with Bluetooth, WLAN, NFC  
Liquid Temperature: 20.7°C  
Ambient Temperature: 20.9°C  
Test Date: 02/04/2016  
Plot No.: 1

**DUT: LG-H840; Type: Bar**

Communication System: UID 0, GSM850 GPRS 2TX (0); Frequency: 836.6 MHz;Duty Cycle: 1:4.14954  
Medium parameters used (interpolated):  $f = 836.6 \text{ MHz}$ ;  $\sigma = 0.92 \text{ S/m}$ ;  $\epsilon_r = 40.449$ ;  $\rho = 1000 \text{ kg/m}^3$   
Phantom section: Left Section

DASY5 Configuration:

- Probe: ET3DV6 - SN1605; ConvF(6.33, 6.33, 6.33); Calibrated: 2015-04-27;
- Sensor-Surface: 4mm (Mechanical Surface Detection)
- Electronics: DAE4 Sn614; Calibrated: 2015-09-29
- Phantom: SAM
- Measurement SW: DASY52, Version 52.8 (8);

**LG-H840/GSM850 Head Left Touch 190ch GPRS 2TX/Area Scan (8x13x1):** Measurement grid: dx=15mm, dy=15mm

Maximum value of SAR (measured) = 0.757 W/kg

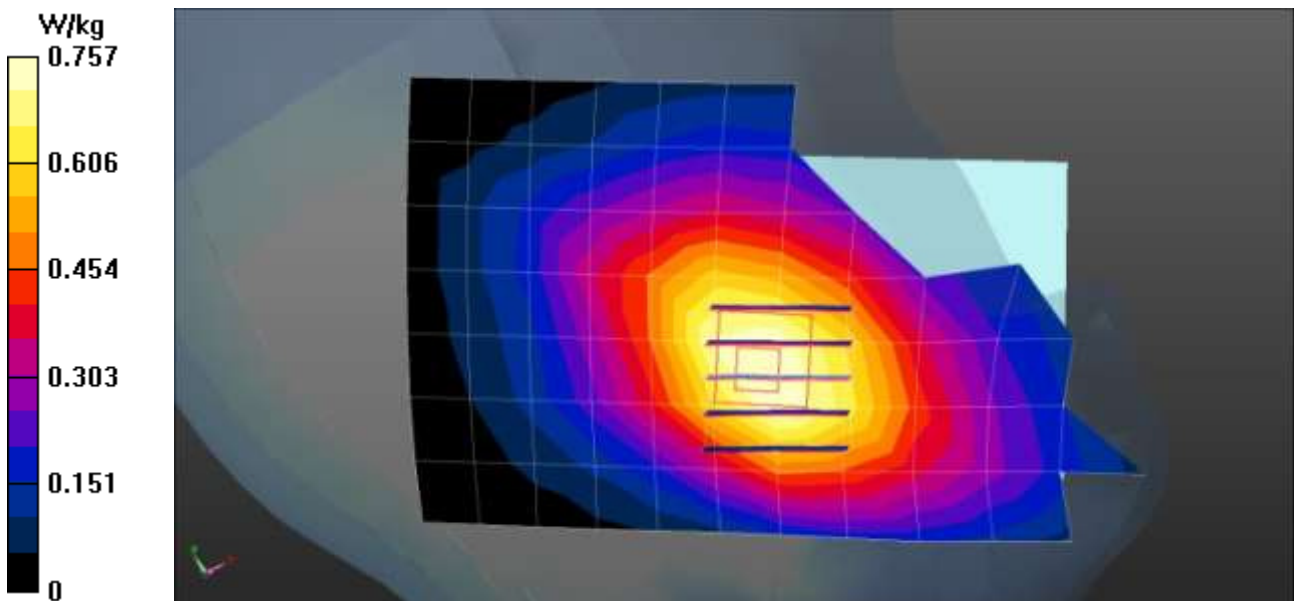
**LG-H840/GSM850 Head Left Touch 190ch GPRS 2TX/Zoom Scan (5x5x7)/Cube 0:** Measurement grid: dx=8mm, dy=8mm, dz=5mm

Reference Value = 11.46 V/m; Power Drift = -0.11 dB

Peak SAR (extrapolated) = 0.909 W/kg

**SAR(1 g) = 0.721 W/kg; SAR(10 g) = 0.544 W/kg**

Maximum value of SAR (measured) = 0.755 W/kg



Test Laboratory: HCT CO., LTD  
 EUT Type: GSM/WCDMA/LTE Phone with Bluetooth, WLAN, NFC  
 Liquid Temperature: 20.1 °C  
 Ambient Temperature: 20.3 °C  
 Test Date: 02/01/2016  
 Plot No.: 2

**DUT: LG-H840; Type: Bar**

Communication System: UID 0, GSM 1900 2TX (0); Frequency: 1880 MHz;Duty Cycle: 1:4.14954  
 Medium parameters used:  $f = 1880 \text{ MHz}$ ;  $\sigma = 1.396 \text{ S/m}$ ;  $\epsilon_r = 39.932$ ;  $\rho = 1000 \text{ kg/m}^3$   
 Phantom section: Right Section

DASY5 Configuration:

- Probe: ET3DV6 - SN1605; ConvF(5.01, 5.01, 5.01); Calibrated: 2015-04-27;
- Sensor-Surface: 4mm (Mechanical Surface Detection)
- Electronics: DAE3 Sn466; Calibrated: 2015-02-24
- Phantom: SAM
- Measurement SW: DASY52, Version 52.8 (8);

**LG-H840/GSM1900 Head Right Touch 2Tx 661ch/Area Scan (8x13x1):** Measurement grid: dx=15mm, dy=15mm

Maximum value of SAR (measured) = 0.612 W/kg

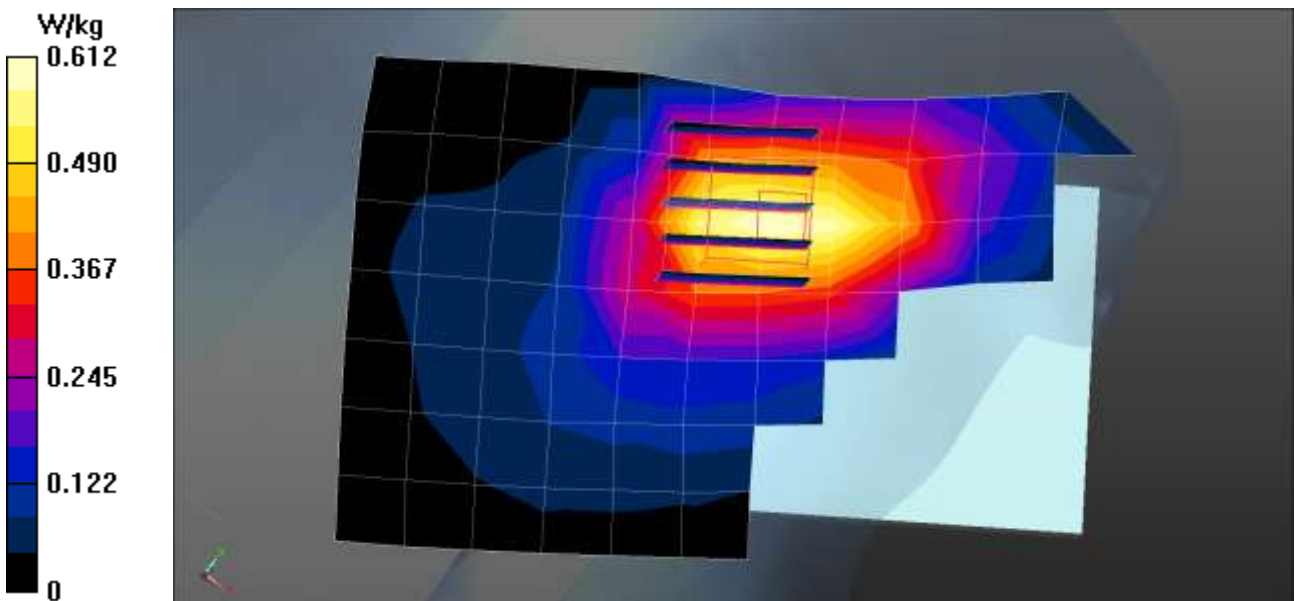
**LG-H840/GSM1900 Head Right Touch 2Tx 661ch/Zoom Scan (5x5x7)/Cube 0:** Measurement grid: dx=8mm, dy=8mm, dz=5mm

Reference Value = 6.162 V/m; Power Drift = 0.01 dB

Peak SAR (extrapolated) = 0.789 W/kg

**SAR(1 g) = 0.567 W/kg; SAR(10 g) = 0.366 W/kg**

Maximum value of SAR (measured) = 0.608 W/kg



Test Laboratory: HCT CO., LTD  
 EUT Type: GSM/WCDMA/LTE Phone with Bluetooth, WLAN, NFC  
 Liquid Temperature: 20.7°C  
 Ambient Temperature: 20.9°C  
 Test Date: 02/04/2016  
 Plot No.: 3

**DUT: LG-H840; Type: Bar**

Communication System: UID 0, WCDMA850 (0); Frequency: 836.6 MHz; Duty Cycle: 1:1  
 Medium parameters used (interpolated):  $f = 836.6$  MHz;  $\sigma = 0.92$  S/m;  $\epsilon_r = 40.449$ ;  $\rho = 1000$  kg/m<sup>3</sup>  
 Phantom section: Left Section

DASY5 Configuration:

- Probe: ET3DV6 - SN1605; ConvF(6.33, 6.33, 6.33); Calibrated: 2015-04-27;
- Sensor-Surface: 4mm (Mechanical Surface Detection)
- Electronics: DAE4 Sn614; Calibrated: 2015-09-29
- Phantom: SAM
- Measurement SW: DASY52, Version 52.8 (8);

**LG-H840/WCDMA850 Head Left Touch 4183ch/Area Scan (8x13x1):** Measurement grid: dx=15mm, dy=15mm

Maximum value of SAR (measured) = 0.557 W/kg

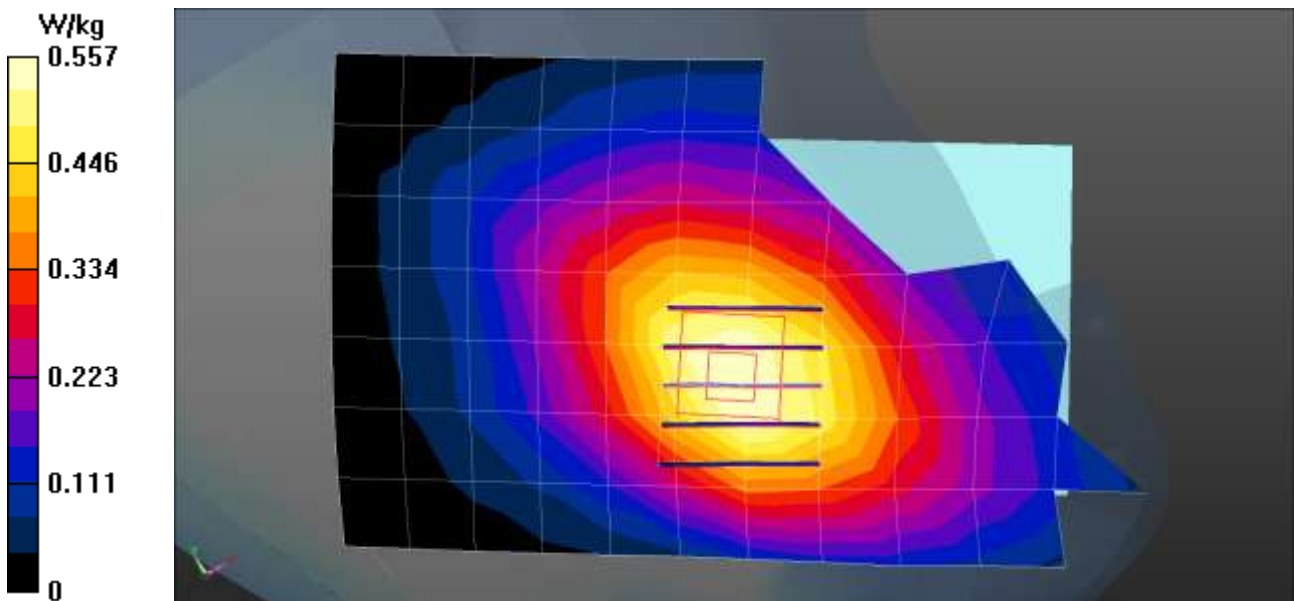
**LG-H840/WCDMA850 Head Left Touch 4183ch/Zoom Scan (5x5x7)/Cube 0:** Measurement grid: dx=8mm, dy=8mm, dz=5mm

Reference Value = 8.675 V/m; Power Drift = -0.13 dB

Peak SAR (extrapolated) = 0.700 W/kg

**SAR(1 g) = 0.565 W/kg; SAR(10 g) = 0.431 W/kg**

Maximum value of SAR (measured) = 0.596 W/kg



Test Laboratory: HCT CO., LTD  
 EUT Type: GSM/WCDMA/LTE Phone with Bluetooth, WLAN, NFC  
 Liquid Temperature: 21.0 °C  
 Ambient Temperature: 21.3 °C  
 Test Date: 01/27/2016  
 Plot No.: 4

**DUT: LG-H840; Type: Bar**

Communication System: UID 0, WCDMA IV (0); Frequency: 1732.4 MHz; Duty Cycle: 1:1  
 Medium parameters used (interpolated):  $f = 1732.4 \text{ MHz}$ ;  $\sigma = 1.375 \text{ S/m}$ ;  $\epsilon_r = 40.024$ ;  $\rho = 1000 \text{ kg/m}^3$   
 Phantom section: Right Section

DASY5 Configuration:

- Probe: ET3DV6 - SN1605; ConvF(5.2, 5.2, 5.2); Calibrated: 2015-04-27;
- Sensor-Surface: 4mm (Mechanical Surface Detection)
- Electronics: DAE3 Sn466; Calibrated: 2015-02-24
- Phantom: SAM
- Measurement SW: DASY52, Version 52.8 (8);

**LG-H840/WCDMA1700 Head Right Touch 1412ch/Area Scan (8x13x1):** Measurement grid: dx=15mm, dy=15mm

Maximum value of SAR (measured) = 0.556 W/kg

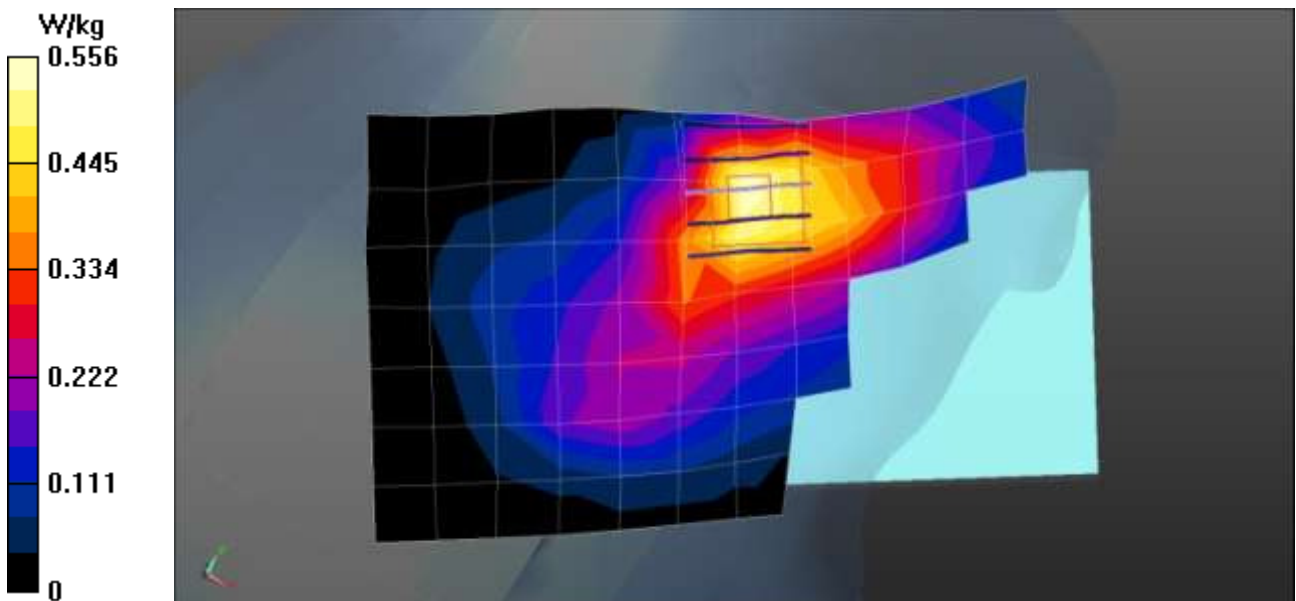
**LG-H840/WCDMA1700 Head Right Touch 1412ch/Zoom Scan (5x5x7)/Cube 0:** Measurement grid: dx=8mm, dy=8mm, dz=5mm

Reference Value = 8.040 V/m; Power Drift = 0.08 dB

Peak SAR (extrapolated) = 0.680 W/kg

**SAR(1 g) = 0.504 W/kg; SAR(10 g) = 0.331 W/kg**

Maximum value of SAR (measured) = 0.544 W/kg



Test Laboratory: HCT CO., LTD  
EUT Type: GSM/WCDMA/LTE Phone with Bluetooth, WLAN, NFC  
Liquid Temperature: 20.1 °C  
Ambient Temperature: 20.3 °C  
Test Date: 02/01/2016  
Plot No.: 5

**DUT: LG-H840; Type: Bar**

Communication System: UID 0, WCDMA1900 (0); Frequency: 1880 MHz;Duty Cycle: 1:1  
Medium parameters used:  $f = 1880$  MHz;  $\sigma = 1.396$  S/m;  $\epsilon_r = 39.932$ ;  $\rho = 1000$  kg/m<sup>3</sup>  
Phantom section: Right Section

DASY5 Configuration:

- Probe: ET3DV6 - SN1605; ConvF(5.01, 5.01, 5.01); Calibrated: 2015-04-27;
- Sensor-Surface: 4mm (Mechanical Surface Detection)
- Electronics: DAE3 Sn466; Calibrated: 2015-02-24
- Phantom: SAM
- Measurement SW: DASY52, Version 52.8 (8);

**LG-H840/WCDMA1900 Head Right Touch 9400ch/Area Scan (8x13x1):** Measurement grid: dx=15mm, dy=15mm

Maximum value of SAR (measured) = 0.538 W/kg

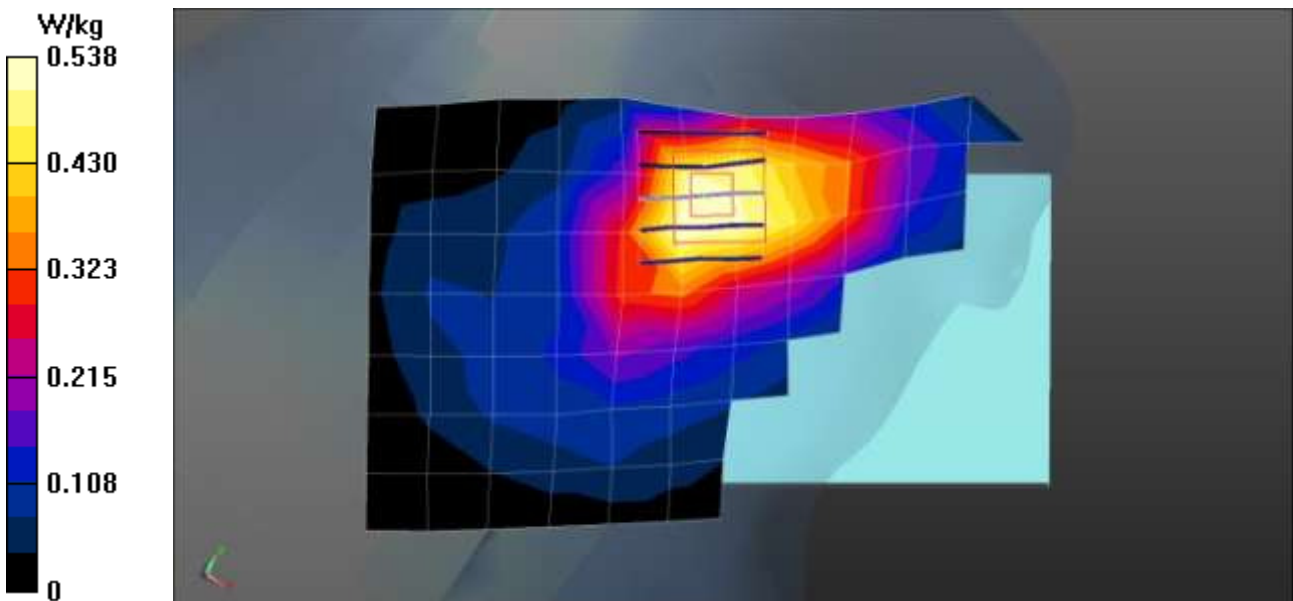
**LG-H840/WCDMA1900 Head Right Touch 9400ch/Zoom Scan (5x5x7)/Cube 0:** Measurement grid: dx=8mm, dy=8mm, dz=5mm

Reference Value = 7.672 V/m; Power Drift = -0.00 dB

Peak SAR (extrapolated) = 0.794 W/kg

**SAR(1 g) = 0.560 W/kg; SAR(10 g) = 0.350 W/kg**

Maximum value of SAR (measured) = 0.604 W/kg



Test Laboratory: HCT CO., LTD  
EUT Type: GSM/WCDMA/LTE Phone with Bluetooth, WLAN, NFC  
Liquid Temperature: 19.8°C  
Ambient Temperature: 20.0°C  
Test Date: 02/02/2016  
Plot No.: 6

**DUT: LG-H840; Type: Bar**

Communication System: UID 0, LTE Band 2 (0); Frequency: 1900 MHz; Duty Cycle: 1:1  
Medium parameters used:  $f = 1900$  MHz;  $\sigma = 1.405$  S/m;  $\epsilon_r = 39.552$ ;  $\rho = 1000$  kg/m<sup>3</sup>  
Phantom section: Right Section

DASY5 Configuration:

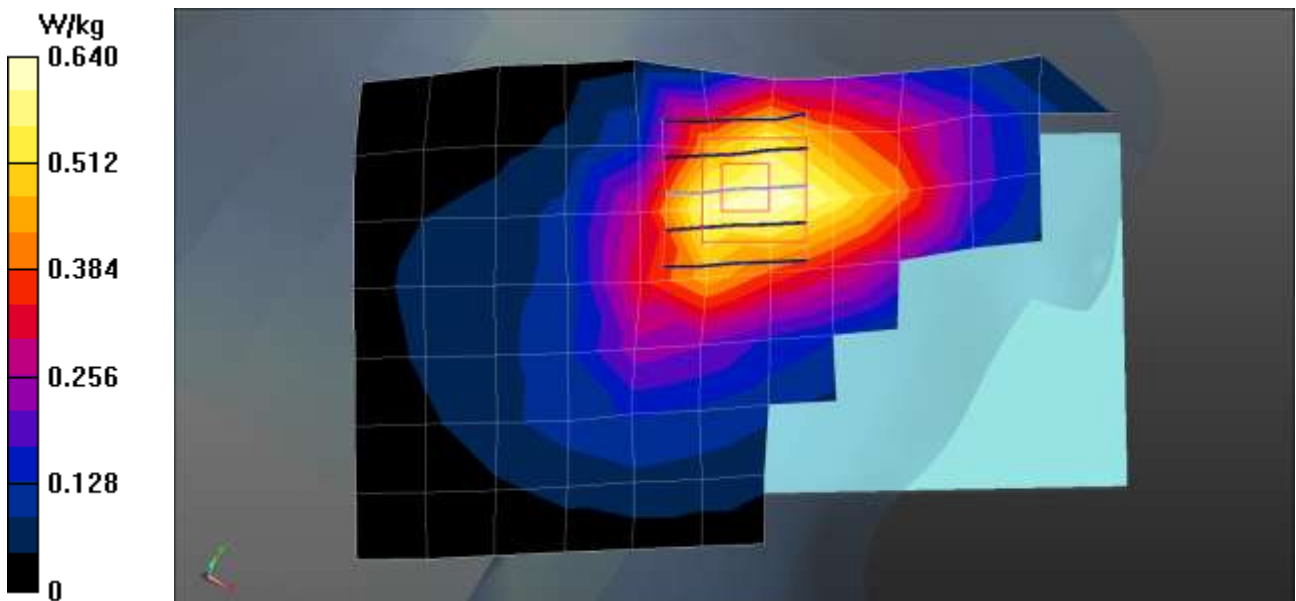
- Probe: ET3DV6 - SN1605; ConvF(5.01, 5.01, 5.01); Calibrated: 2015-04-27;
- Sensor-Surface: 4mm (Mechanical Surface Detection)
- Electronics: DAE3 Sn466; Calibrated: 2015-02-24
- Phantom: SAM
- Measurement SW: DASY52, Version 52.8 (8);

**LG-H840/LTE 2 Head Right Touch QPSK 20MHz 1RB 49offset 19100ch/Area Scan (8x13x1):**

Measurement grid: dx=15mm, dy=15mm  
Maximum value of SAR (measured) = 0.640 W/kg

**LG-H840/LTE 2 Head Right Touch QPSK 20MHz 1RB 49offset 19100ch/Zoom Scan (5x5x7)/Cube 0:**

Measurement grid: dx=8mm, dy=8mm, dz=5mm  
Reference Value = 7.301 V/m; Power Drift = -0.04 dB  
Peak SAR (extrapolated) = 0.913 W/kg  
**SAR(1 g) = 0.642 W/kg; SAR(10 g) = 0.400 W/kg**  
Maximum value of SAR (measured) = 0.710 W/kg



Test Laboratory: HCT CO., LTD  
EUT Type: GSM/WCDMA/LTE Phone with Bluetooth, WLAN, NFC  
Liquid Temperature: 21.0 °C  
Ambient Temperature: 21.3 °C  
Test Date: 01/27/2016  
Plot No.: 7

**DUT: LG-H840; Type: Bar**

Communication System: UID 0, LTE Band 4 (0); Frequency: 1732.5 MHz; Duty Cycle: 1:1  
Medium parameters used (interpolated):  $f = 1732.5$  MHz;  $\sigma = 1.375$  S/m;  $\epsilon_r = 40.024$ ;  $\rho = 1000$  kg/m<sup>3</sup>  
Phantom section: Right Section

DASY5 Configuration:

- Probe: ET3DV6 - SN1605; ConvF(5.2, 5.2, 5.2); Calibrated: 2015-04-27;
- Sensor-Surface: 4mm (Mechanical Surface Detection)
- Electronics: DAE3 Sn466; Calibrated: 2015-02-24
- Phantom: SAM
- Measurement SW: DASY52, Version 52.8 (8);

**LG-H840/LTE Band4 Head Right Touch 20MHz 1RB 0offset 20175ch/Area Scan (8x12x1):** Measurement grid: dx=15mm, dy=15mm

Maximum value of SAR (measured) = 0.438 W/kg

**LG-H840/LTE Band4 Head Right Touch 20MHz 1RB 0offset 20175ch/Zoom Scan (5x5x7)/Cube 0:**

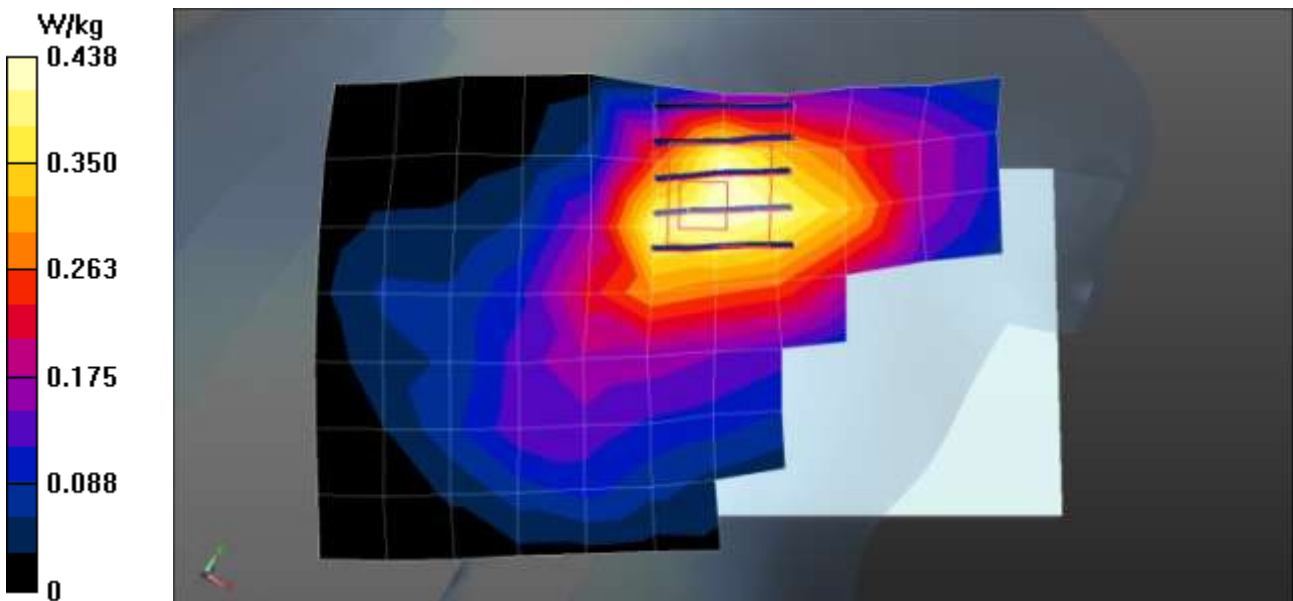
Measurement grid: dx=8mm, dy=8mm, dz=5mm

Reference Value = 6.515 V/m; Power Drift = 0.12 dB

Peak SAR (extrapolated) = 0.597 W/kg

**SAR(1 g) = 0.433 W/kg; SAR(10 g) = 0.283 W/kg**

Maximum value of SAR (measured) = 0.464 W/kg





Test Laboratory: HCT CO., LTD  
 EUT Type: GSM/WCDMA/LTE Phone with Bluetooth, WLAN, NFC  
 Liquid Temperature: 19.8°C  
 Ambient Temperature: 20.0°C  
 Test Date: 02/02/2016  
 Plot No.: 8

**DUT: LG-H840; Type: Bar**

Communication System: UID 0, LTE Band 5 (0); Frequency: 836.5 MHz; Duty Cycle: 1:1  
 Medium parameters used (interpolated):  $f = 836.5 \text{ MHz}$ ;  $\sigma = 0.923 \text{ S/m}$ ;  $\epsilon_r = 40.286$ ;  $\rho = 1000 \text{ kg/m}^3$   
 Phantom section: Left Section

DASY5 Configuration:

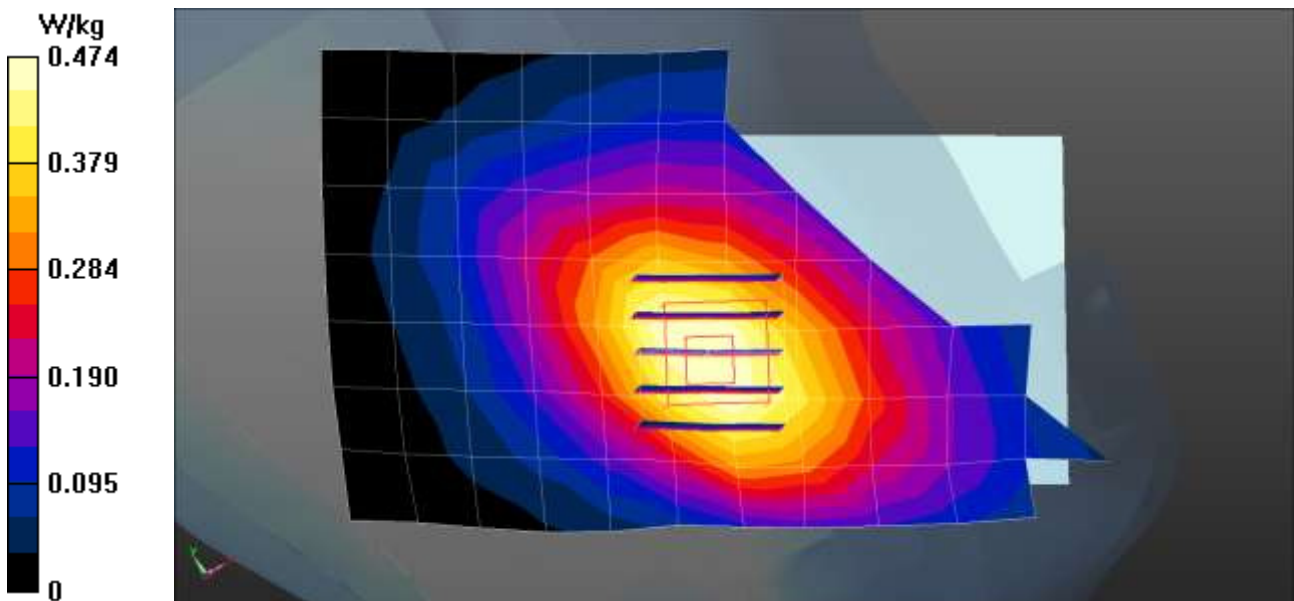
- Probe: ET3DV6 - SN1605; ConvF(6.33, 6.33, 6.33); Calibrated: 2015-04-27;
- Sensor-Surface: 4mm (Mechanical Surface Detection)
- Electronics: DAE3 Sn466; Calibrated: 2015-02-24
- Phantom: SAM
- Measurement SW: DASY52, Version 52.8 (8);

**LG-H840/LTE Band 5 Head Left Touch 10MHz 1RB 24offset 20525ch/Area Scan (8x12x1):** Measurement grid: dx=15mm, dy=15mm

Maximum value of SAR (measured) = 0.474 W/kg

**LG-H840/LTE Band 5 Head Left Touch 10MHz 1RB 24offset 20525ch/Zoom Scan (5x5x7)/Cube 0:**

Measurement grid: dx=8mm, dy=8mm, dz=5mm  
 Reference Value = 7.048 V/m; Power Drift = 0.01 dB  
 Peak SAR (extrapolated) = 0.602 W/kg  
**SAR(1 g) = 0.469 W/kg; SAR(10 g) = 0.354 W/kg**  
 Maximum value of SAR (measured) = 0.496 W/kg



Test Laboratory: HCT CO., LTD  
EUT Type: GSM/WCDMA/LTE Phone with Bluetooth, WLAN, NFC  
Liquid Temperature: 19.7 °C  
Ambient Temperature: 19.9 °C  
Test Date: 01/29/2016  
Plot No.: 9

**DUT: LG-H840; Type: Bar**

Communication System: UID 0, LTE Band 7 (0); Frequency: 2560 MHz; Duty Cycle: 1:1  
Medium parameters used:  $f = 2560$  MHz;  $\sigma = 1.975$  S/m;  $\epsilon_r = 39.156$ ;  $\rho = 1000$  kg/m<sup>3</sup>  
Phantom section: Left Section

DASY5 Configuration:

- Probe: EX3DV4 - SN3903; ConvF(7.09, 7.09, 7.09); Calibrated: 2015-09-28;
- Sensor-Surface: 2mm (Mechanical Surface Detection)
- Electronics: DAE3 Sn466; Calibrated: 2015-02-24
- Phantom: SAM
- Measurement SW: DASY52, Version 52.8 (8);

**LG-H840/LTE Band7 Head Left Touch 20MHz 1RB 49offset 21350ch/Area Scan (9x15x1):** Measurement grid: dx=12mm, dy=12mm

Maximum value of SAR (measured) = 0.355 W/kg

**LG-H840/LTE Band7 Head Left Touch 20MHz 1RB 49offset 21350ch/Zoom Scan (7x7x5)/Cube 0:**

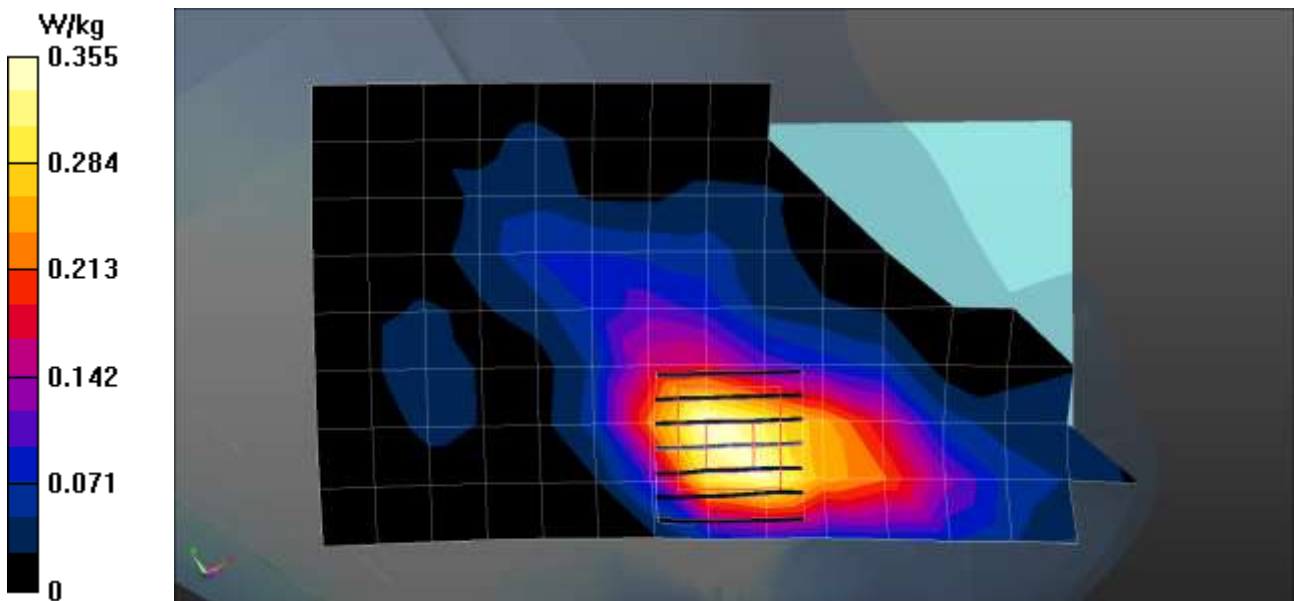
Measurement grid: dx=5mm, dy=5mm, dz=5mm

Reference Value = 2.976 V/m; Power Drift = 0.13 dB

Peak SAR (extrapolated) = 0.655 W/kg

**SAR(1 g) = 0.351 W/kg; SAR(10 g) = 0.177 W/kg** (SAR corrected for target medium)

Maximum value of SAR (measured) = 0.506 W/kg



Test Laboratory: HCT CO., LTD  
 EUT Type: GSM/WCDMA/LTE Phone with Bluetooth, WLAN, NFC  
 Liquid Temperature: 20.0°C  
 Ambient Temperature: 20.2°C  
 Test Date: 02/03/2016  
 Plot No.: 10

**DUT: LG-H840; Type: Bar**

Communication System: UID 0, LTE Band12 (0); Frequency: 707.5 MHz; Duty Cycle: 1:1  
 Medium parameters used (interpolated):  $f = 707.5 \text{ MHz}$ ;  $\sigma = 0.875 \text{ S/m}$ ;  $\epsilon_r = 41.837$ ;  $\rho = 1000 \text{ kg/m}^3$   
 Phantom section: Left Section

DASY5 Configuration:

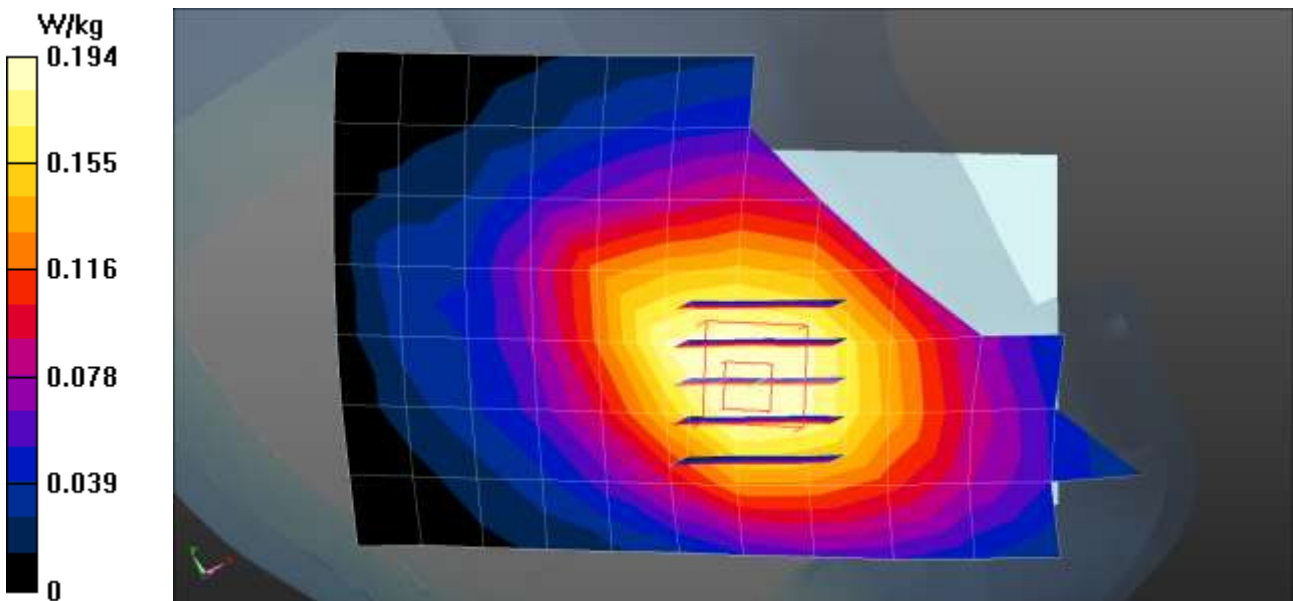
- Probe: ET3DV6 - SN1605; ConvF(6.64, 6.64, 6.64); Calibrated: 2015-04-27;
- Sensor-Surface: 4mm (Mechanical Surface Detection)
- Electronics: DAE4 Sn614; Calibrated: 2015-09-29
- Phantom: SAM
- Measurement SW: DASY52, Version 52.8 (8);

**LG-H840/LTE Band 12 Head Left Touch 10MHz 1RB 24offset 23095ch/Area Scan (8x12x1):**

Measurement grid:  $dx=15\text{mm}$ ,  $dy=15\text{mm}$   
 Maximum value of SAR (measured) = 0.194 W/kg

**LG-H840/LTE Band 12 Head Left Touch 10MHz 1RB 24offset 23095ch/Zoom Scan (5x5x7)/Cube 0:**

Measurement grid:  $dx=8\text{mm}$ ,  $dy=8\text{mm}$ ,  $dz=5\text{mm}$   
 Reference Value = 7.415 V/m; Power Drift = 0.17 dB  
 Peak SAR (extrapolated) = 0.254 W/kg  
**SAR(1 g) = 0.213 W/kg; SAR(10 g) = 0.170 W/kg**  
 Maximum value of SAR (measured) = 0.221 W/kg



Test Laboratory: HCT CO., LTD  
 EUT Type: GSM/WCDMA/LTE Phone with Bluetooth, WLAN, NFC  
 Liquid Temperature: 21.9°C  
 Ambient Temperature: 22.1°C  
 Test Date: 02/15/2016  
 Plot No.: 11

**DUT: LG-H840; Type: Bar**

Communication System: UID 0, 2450MHz FCC (0); Frequency: 2462 MHz;Duty Cycle: 1:1  
 Medium parameters used (interpolated):  $f = 2462$  MHz;  $\sigma = 1.829$  S/m;  $\epsilon_r = 40.227$ ;  $\rho = 1000$  kg/m<sup>3</sup>  
 Phantom section: Right Section

DASY5 Configuration:

- Probe: EX3DV4 - SN3903; ConvF(7.35, 7.35, 7.35); Calibrated: 2015-09-28;
- Sensor-Surface: 2mm (Mechanical Surface Detection)
- Electronics: DAE4 Sn652; Calibrated: 2016-01-22
- Phantom: SAM
- Measurement SW: DASY52, Version 52.8 (8);

**LG-H840/802.11b Head Right Touch 1Mbps 11ch/Area Scan (9x15x1):** Measurement grid: dx=12mm, dy=12mm

Maximum value of SAR (measured) = 1.04 W/kg

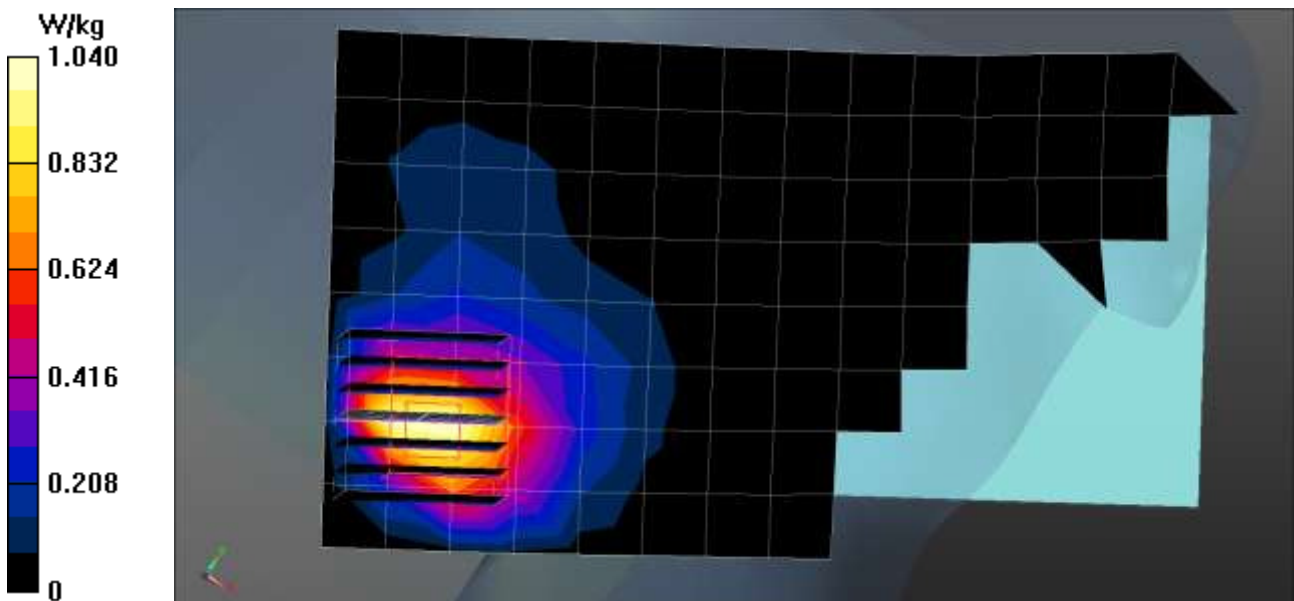
**LG-H840/802.11b Head Right Touch 1Mbps 11ch/Zoom Scan (7x7x7)/Cube 0:** Measurement grid: dx=5mm, dy=5mm, dz=5mm

Reference Value = 11.12 V/m; Power Drift = 0.16 dB

Peak SAR (extrapolated) = 2.02 W/kg

**SAR(1 g) = 0.785 W/kg; SAR(10 g) = 0.332 W/kg** (SAR corrected for target medium)

Maximum value of SAR (measured) = 1.29 W/kg



Test Laboratory: HCT CO., LTD  
EUT Type: GSM/WCDMA/LTE Phone with Bluetooth, WLAN, NFC  
Liquid Temperature: 21.5°C  
Ambient Temperature: 21.7°C  
Test Date: 02/18/2016  
Plot No.: 12

**DUT: LG-H840; Type: Bar**

Communication System: UID 0, WIFI 5GHz (0); Frequency: 5500 MHz;Duty Cycle: 1:1  
Medium parameters used:  $f = 5500$  MHz;  $\sigma = 5.1$  S/m;  $\epsilon_r = 35.87$ ;  $\rho = 1000$  kg/m<sup>3</sup>  
Phantom section: Right Section

DASY5 Configuration:

- Probe: EX3DV4 - SN3903; ConvF(4.91, 4.91, 4.91); Calibrated: 2015-09-28;
- Sensor-Surface: 1.4mm (Mechanical Surface Detection)
- Electronics: DAE4 Sn652; Calibrated: 2016-01-22
- Phantom: SAM
- Measurement SW: DASY52, Version 52.8 (8);

**LG-H840/802.11a Head Right Touch 6Mbps 100ch/Area Scan (11x18x1):** Measurement grid: dx=10mm, dy=10mm

Maximum value of SAR (measured) = 1.45 W/kg

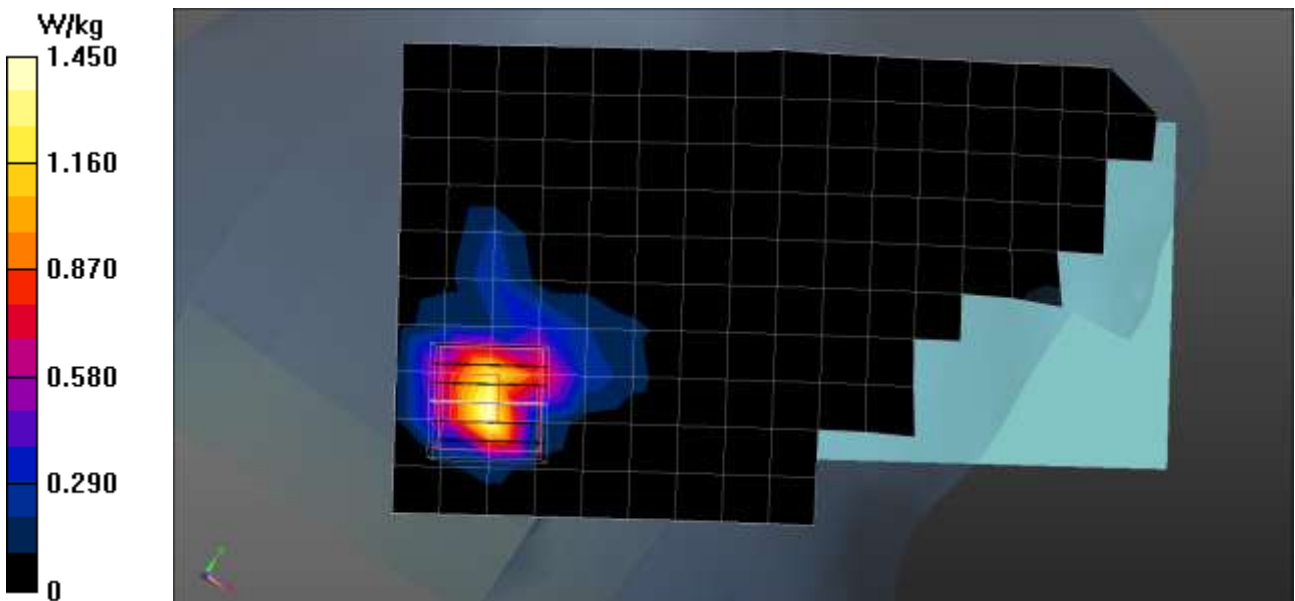
**LG-H840/802.11a Head Right Touch 6Mbps 100ch/Zoom Scan (7x7x7)/Cube 0:** Measurement grid: dx=4mm, dy=4mm, dz=1.4mm

Reference Value = 7.352 V/m; Power Drift = -0.17 dB

Peak SAR (extrapolated) = 4.73 W/kg

**SAR(1 g) = 0.894 W/kg; SAR(10 g) = 0.225 W/kg** (SAR corrected for target medium)

Maximum value of SAR (measured) = 2.03 W/kg



Test Laboratory: HCT CO., LTD  
 EUT Type: GSM/WCDMA/LTE Phone with Bluetooth, WLAN, NFC  
 Liquid Temperature: 20.7°C  
 Ambient Temperature: 20.9°C  
 Test Date: 02/14/2016  
 Plot No.: 13

**DUT: LG-H840; Type: Bar**

Communication System: GSM 850; Frequency: 836.6 MHz; Duty Cycle: 1:8.3  
 Medium parameters used (interpolated):  $f = 836.6 \text{ MHz}$ ;  $\sigma = 0.985 \text{ mho/m}$ ;  $\epsilon_r = 54.5$ ;  $\rho = 1000 \text{ kg/m}^3$   
 Phantom section: Center Section

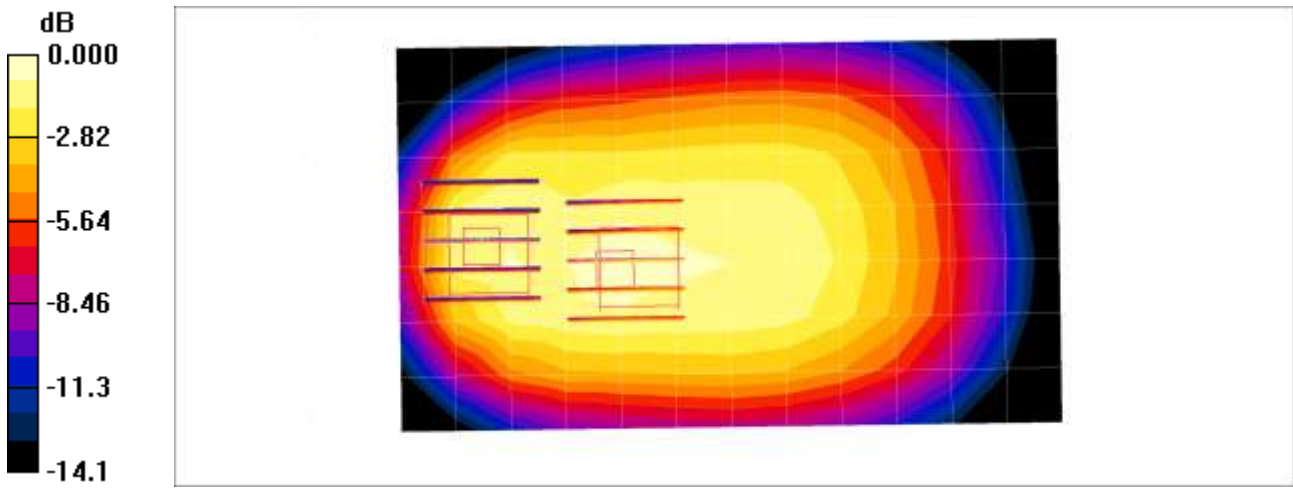
DASY4 Configuration:

- Probe: EX3DV4 - SN3968; ConvF(9.55, 9.55, 9.55); Calibrated: 2015-06-18
- Sensor-Surface: 2mm (Mechanical Surface Detection)
- Electronics: DAE4 Sn1225; Calibrated: 2015-03-18
- Phantom: Triple Flat Phantom
- Measurement SW: DASY4, V4.7 Build 80
- Postprocessing SW: SEMCAD, V1.8 Build 186

**GSM850 Body Rear 190ch/Area Scan (13x8x1):** Measurement grid:  $dx=15\text{mm}$ ,  $dy=15\text{mm}$   
 Maximum value of SAR (measured) = 0.798 mW/g

**GSM850 Body Rear 190ch/Zoom Scan (5x5x7)/Cube 0:** Measurement grid:  $dx=8\text{mm}$ ,  $dy=8\text{mm}$ ,  $dz=5\text{mm}$   
 Reference Value = 24.8 V/m; Power Drift = -0.061 dB  
 Peak SAR (extrapolated) = 0.902 W/kg  
**SAR(1 g) = 0.687 mW/g; SAR(10 g) = 0.509 mW/g**  
 Maximum value of SAR (measured) = 0.804 mW/g

**GSM850 Body Rear 190ch/Zoom Scan (5x5x7)/Cube 1:** Measurement grid:  $dx=8\text{mm}$ ,  $dy=8\text{mm}$ ,  $dz=5\text{mm}$   
 Reference Value = 24.8 V/m; Power Drift = -0.061 dB  
 Peak SAR (extrapolated) = 1.05 W/kg  
**SAR(1 g) = 0.623 mW/g; SAR(10 g) = 0.371 mW/g**  
 Maximum value of SAR (measured) = 0.857 mW/g



0 dB = 0.857mW/g

Test Laboratory: HCT CO., LTD  
 EUT Type: GSM/WCDMA/LTE Phone with Bluetooth, WLAN, NFC  
 Liquid Temperature: 20.7°C  
 Ambient Temperature: 20.9°C  
 Test Date: 02/14/2016  
 Plot No.: 14

**DUT: LG-H840; Type: Bar**

Communication System: GSM 850; Frequency: 836.6 MHz; Duty Cycle: 1:4.15  
 Medium parameters used (interpolated):  $f = 836.6$  MHz;  $\sigma = 0.985$  mho/m;  $\epsilon_r = 54.5$ ;  $\rho = 1000$  kg/m<sup>3</sup>  
 Phantom section: Center Section

DASY4 Configuration:

- Probe: EX3DV4 - SN3968; ConvF(9.55, 9.55, 9.55); Calibrated: 2015-06-18
- Sensor-Surface: 2mm (Mechanical Surface Detection)
- Electronics: DAE4 Sn1225; Calibrated: 2015-03-18
- Phantom: Triple Flat Phantom
- Measurement SW: DASY4, V4.7 Build 80
- Postprocessing SW: SEMCAD, V1.8 Build 186

**GSM850 Body Rear 2Tx 190ch/Area Scan (13x8x1):** Measurement grid: dx=15mm, dy=15mm

Maximum value of SAR (measured) = 0.965 mW/g

**GSM850 Body Rear 2Tx 190ch/Zoom Scan (5x5x7)/Cube 0:** Measurement grid: dx=8mm, dy=8mm, dz=5mm

Reference Value = 27.5 V/m; Power Drift = -0.144 dB

Peak SAR (extrapolated) = 1.04 W/kg

**SAR(1 g) = 0.800 mW/g; SAR(10 g) = 0.591 mW/g**

Maximum value of SAR (measured) = 0.931 mW/g

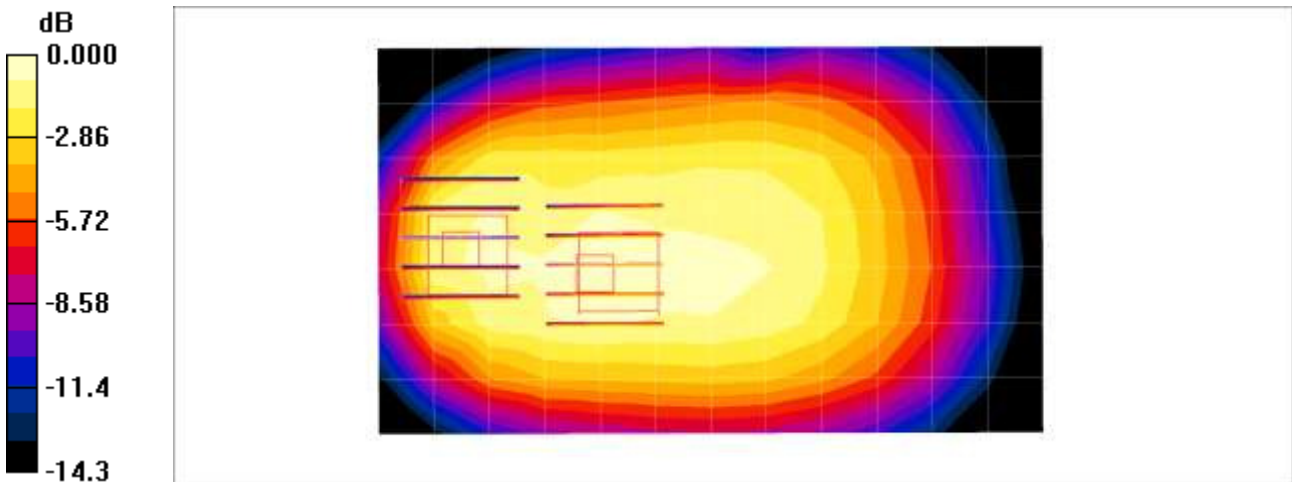
**GSM850 Body Rear 2Tx 190ch/Zoom Scan (5x5x7)/Cube 1:** Measurement grid: dx=8mm, dy=8mm, dz=5mm

Reference Value = 27.5 V/m; Power Drift = -0.144 dB

Peak SAR (extrapolated) = 1.22 W/kg

**SAR(1 g) = 0.724 mW/g; SAR(10 g) = 0.431 mW/g**

Maximum value of SAR (measured) = 0.988 mW/g



0 dB = 0.988mW/g

Test Laboratory: HCT CO., LTD  
 EUT Type: GSM/WCDMA/LTE Phone with Bluetooth, WLAN, NFC  
 Liquid Temperature: 19.7°C  
 Ambient Temperature: 19.9°C  
 Test Date: 02/03/2016  
 Plot No.: 15

**DUT: LG-H840; Type: Bar**

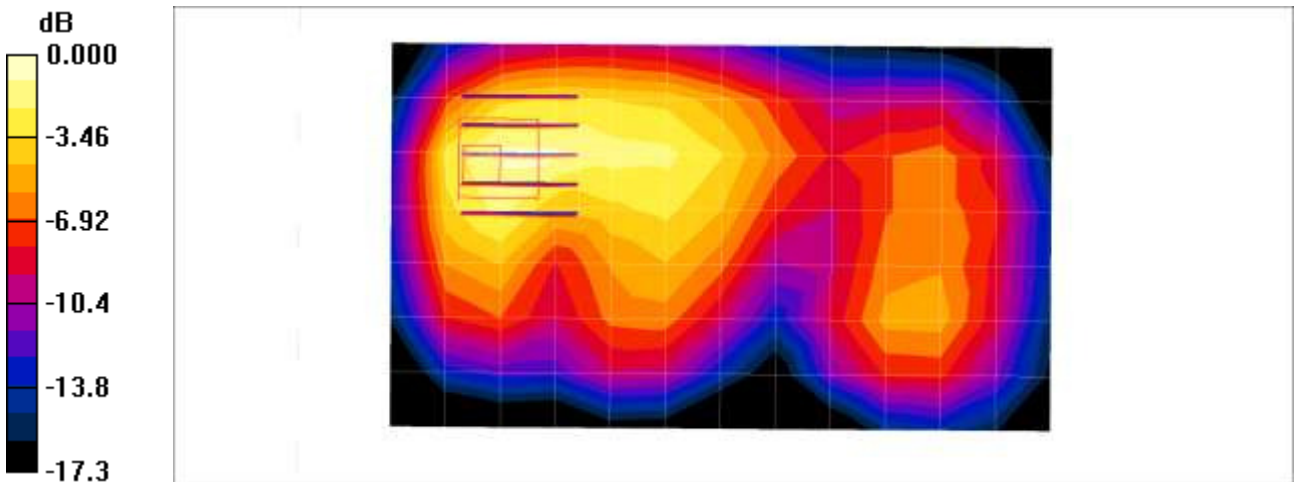
Communication System: GSM 1900; Frequency: 1880 MHz; Duty Cycle: 1:8.3  
 Medium parameters used:  $f = 1880 \text{ MHz}$ ;  $\sigma = 1.54 \text{ mho/m}$ ;  $\epsilon_r = 54$ ;  $\rho = 1000 \text{ kg/m}^3$   
 Phantom section: Center Section

DASY4 Configuration:

- Probe: EX3DV4 - SN3968; ConvF(7.6, 7.6, 7.6); Calibrated: 2015-06-18
- Sensor-Surface: 2mm (Mechanical Surface Detection)
- Electronics: DAE4 Sn1225; Calibrated: 2015-03-18
- Phantom: Triple Flat Phantom
- Measurement SW: DASY4, V4.7 Build 80
- Postprocessing SW: SEMCAD, V1.8 Build 186

**GSM1900 Body Rear 661ch/Area Scan (13x8x1):** Measurement grid:  $dx=15\text{mm}$ ,  $dy=15\text{mm}$   
 Maximum value of SAR (measured) = 0.478 mW/g

**GSM1900 Body Rear 661ch/Zoom Scan (5x5x7)/Cube 0:** Measurement grid:  $dx=8\text{mm}$ ,  $dy=8\text{mm}$ ,  $dz=5\text{mm}$   
 Reference Value = 6.17 V/m; Power Drift = -0.114 dB  
 Peak SAR (extrapolated) = 0.733 W/kg  
**SAR(1 g) = 0.412 mW/g; SAR(10 g) = 0.218 mW/g**  
 Maximum value of SAR (measured) = 0.585 mW/g



0 dB = 0.585mW/g



Test Laboratory: HCT CO., LTD  
 EUT Type: GSM/WCDMA/LTE Phone with Bluetooth, WLAN, NFC  
 Liquid Temperature: 19.7°C  
 Ambient Temperature: 19.9°C  
 Test Date: 02/03/2016  
 Plot No.: 16

**DUT: LG-H840; Type: Bar**

Communication System: GSM 1900; Frequency: 1880 MHz; Duty Cycle: 1:4.15  
 Medium parameters used:  $f = 1880 \text{ MHz}$ ;  $\sigma = 1.54 \text{ mho/m}$ ;  $\epsilon_r = 54$ ;  $\rho = 1000 \text{ kg/m}^3$   
 Phantom section: Center Section

DASY4 Configuration:

- Probe: EX3DV4 - SN3968; ConvF(7.6, 7.6, 7.6); Calibrated: 2015-06-18
- Sensor-Surface: 2mm (Mechanical Surface Detection)
- Electronics: DAE4 Sn1225; Calibrated: 2015-03-18
- Phantom: Triple Flat Phantom
- Measurement SW: DASY4, V4.7 Build 80
- Postprocessing SW: SEMCAD, V1.8 Build 186

**GSM1900 Body Rear 2Tx 661ch/Area Scan (13x8x1):** Measurement grid:  $dx=15\text{mm}$ ,  $dy=15\text{mm}$   
 Maximum value of SAR (measured) = 0.662 mW/g

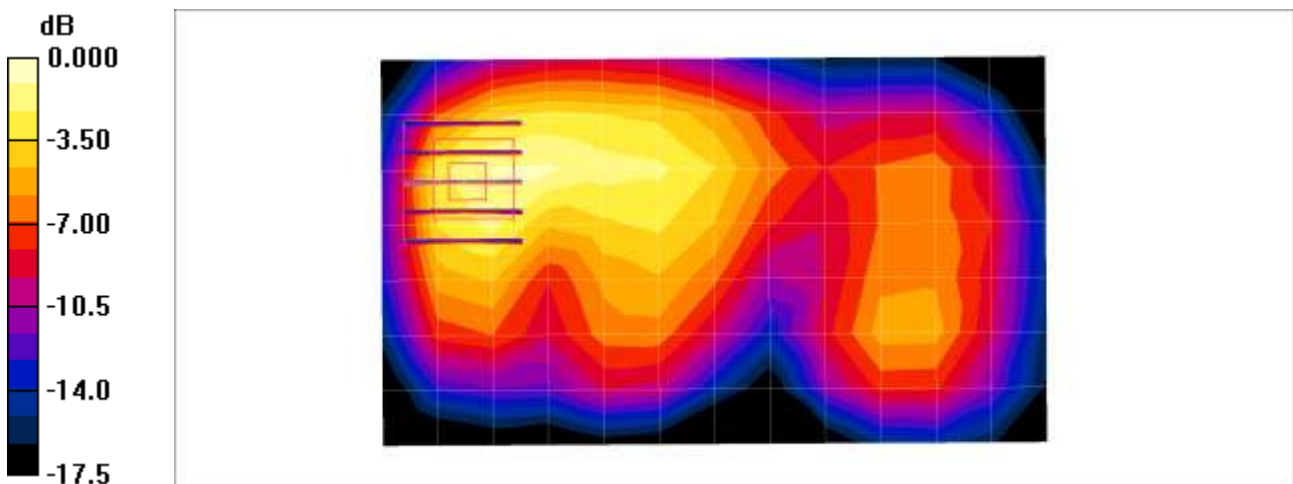
**GSM1900 Body Rear 2Tx 661ch/Zoom Scan (5x5x7)/Cube 0:** Measurement grid:  $dx=8\text{mm}$ ,  $dy=8\text{mm}$ ,  $dz=5\text{mm}$

Reference Value = 7.37 V/m; Power Drift = 0.022 dB

Peak SAR (extrapolated) = 1.03 W/kg

**SAR(1 g) = 0.584 mW/g; SAR(10 g) = 0.313 mW/g**

Maximum value of SAR (measured) = 0.829 mW/g



0 dB = 0.829mW/g

Test Laboratory: HCT CO., LTD  
 EUT Type: GSM/WCDMA/LTE Phone with Bluetooth, WLAN, NFC  
 Liquid Temperature: 20.7°C  
 Ambient Temperature: 20.9°C  
 Test Date: 02/14/2016  
 Plot No.: 17

**DUT: LG-H840; Type: Bar**

Communication System: WCDMA850; Frequency: 836.6 MHz; Duty Cycle: 1:1  
 Medium parameters used (interpolated):  $f = 836.6$  MHz;  $\sigma = 0.985$  mho/m;  $\epsilon_r = 54.5$ ;  $\rho = 1000$  kg/m<sup>3</sup>  
 Phantom section: Center Section

DASY4 Configuration:

- Probe: EX3DV4 - SN3968; ConvF(9.55, 9.55, 9.55); Calibrated: 2015-06-18
- Sensor-Surface: 2mm (Mechanical Surface Detection)
- Electronics: DAE4 Sn1225; Calibrated: 2015-03-18
- Phantom: Triple Flat Phantom
- Measurement SW: DASY4, V4.7 Build 80
- Postprocessing SW: SEMCAD, V1.8 Build 186

**WCDMA850 Body Rear 4183ch/Area Scan (13x8x1):** Measurement grid: dx=15mm, dy=15mm

Maximum value of SAR (measured) = 0.908 mW/g

**WCDMA850 Body Rear 4183ch/Zoom Scan (5x5x7)/Cube 0:** Measurement grid: dx=8mm, dy=8mm, dz=5mm

Reference Value = 26.9 V/m; Power Drift = 0.018 dB

Peak SAR (extrapolated) = 0.985 W/kg

**SAR(1 g) = 0.764 mW/g; SAR(10 g) = 0.571 mW/g**

Maximum value of SAR (measured) = 0.881 mW/g

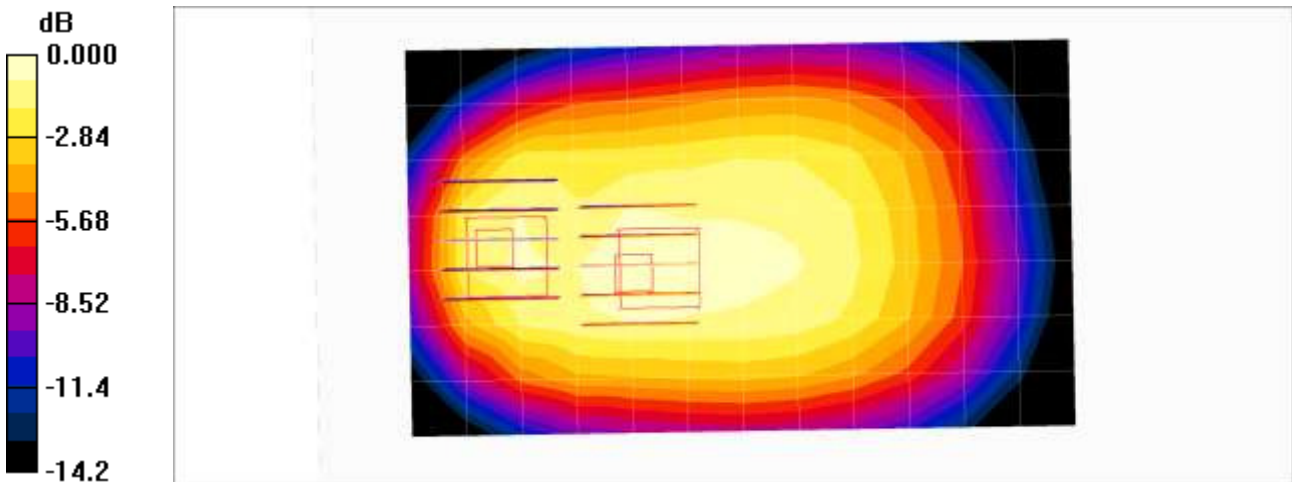
**WCDMA850 Body Rear 4183ch/Zoom Scan (5x5x7)/Cube 1:** Measurement grid: dx=8mm, dy=8mm, dz=5mm

Reference Value = 26.9 V/m; Power Drift = 0.018 dB

Peak SAR (extrapolated) = 1.15 W/kg

**SAR(1 g) = 0.676 mW/g; SAR(10 g) = 0.404 mW/g**

Maximum value of SAR (measured) = 0.932 mW/g



0 dB = 0.932mW/g

Test Laboratory: HCT CO., LTD  
 EUT Type: GSM/WCDMA/LTE Phone with Bluetooth, WLAN, NFC  
 Liquid Temperature: 21.5°C  
 Ambient Temperature: 21.7°C  
 Test Date: 02/11/2016  
 Plot No.: 18

**DUT: LG-H840; Type: Bar**

Communication System: WCDMA IV; Frequency: 1732.4 MHz; Duty Cycle: 1:1  
 Medium parameters used (interpolated):  $f = 1732.4$  MHz;  $\sigma = 1.44$  mho/m;  $\epsilon_r = 53.6$ ;  $\rho = 1000$  kg/m<sup>3</sup>  
 Phantom section: Center Section

DASY4 Configuration:

- Probe: EX3DV4 - SN3968; ConvF(7.87, 7.87, 7.87); Calibrated: 2015-06-18
- Sensor-Surface: 2mm (Mechanical Surface Detection)
- Electronics: DAE4 Sn1225; Calibrated: 2015-03-18
- Phantom: Triple Flat Phantom
- Measurement SW: DASY4, V4.7 Build 80
- Postprocessing SW: SEMCAD, V1.8 Build 186

**WCDMA1700 Body Rear 1412ch/Area Scan (13x8x1):** Measurement grid: dx=15mm, dy=15mm

Maximum value of SAR (measured) = 0.872 mW/g

**WCDMA1700 Body Rear 1412ch/Zoom Scan (5x5x7)/Cube 0:** Measurement grid: dx=8mm, dy=8mm, dz=5mm

Reference Value = 10.1 V/m; Power Drift = -0.126 dB

Peak SAR (extrapolated) = 1.37 W/kg

**SAR(1 g) = 0.755 mW/g; SAR(10 g) = 0.404 mW/g**

Maximum value of SAR (measured) = 1.06 mW/g

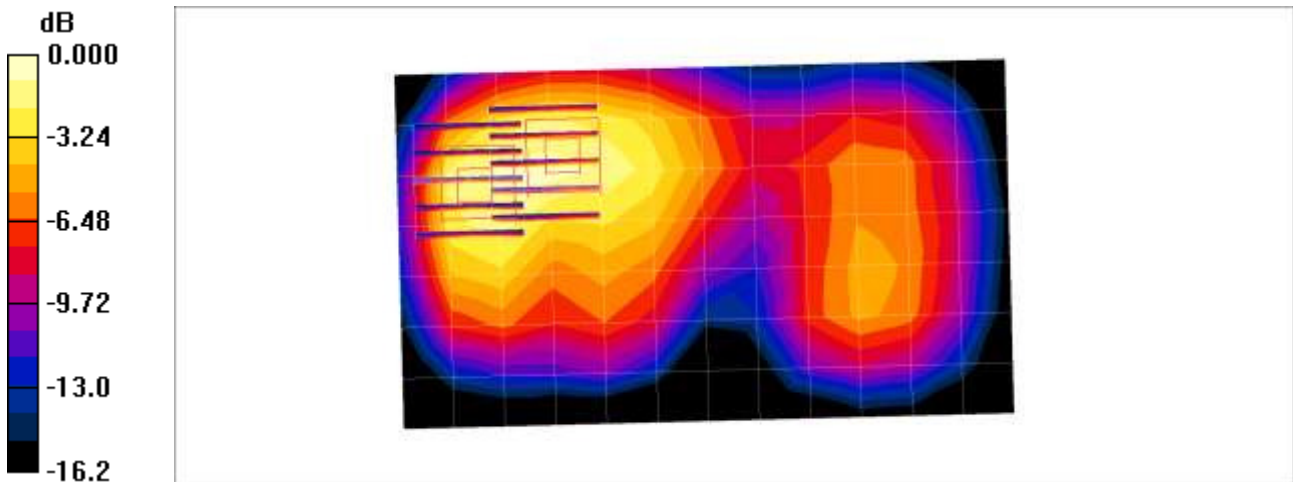
**WCDMA1700 Body Rear 1412ch/Zoom Scan (5x5x7)/Cube 1:** Measurement grid: dx=8mm, dy=8mm, dz=5mm

Reference Value = 10.1 V/m; Power Drift = -0.126 dB

Peak SAR (extrapolated) = 1.29 W/kg

**SAR(1 g) = 0.718 mW/g; SAR(10 g) = 0.436 mW/g**

Maximum value of SAR (measured) = 0.979 mW/g



0 dB = 0.979mW/g

Test Laboratory: HCT CO., LTD  
 EUT Type: GSM/WCDMA/LTE Phone with Bluetooth, WLAN, NFC  
 Liquid Temperature: 19.7°C  
 Ambient Temperature: 19.9°C  
 Test Date: 02/03/2016  
 Plot No.: 19

**DUT: LG-H840; Type: Bar**

Communication System: WCDMA1900; Frequency: 1880 MHz; Duty Cycle: 1:1  
 Medium parameters used:  $f = 1880 \text{ MHz}$ ;  $\sigma = 1.54 \text{ mho/m}$ ;  $\epsilon_r = 54$ ;  $\rho = 1000 \text{ kg/m}^3$   
 Phantom section: Center Section

DASY4 Configuration:

- Probe: EX3DV4 - SN3968; ConvF(7.6, 7.6, 7.6); Calibrated: 2015-06-18
- Sensor-Surface: 2mm (Mechanical Surface Detection)
- Electronics: DAE4 Sn1225; Calibrated: 2015-03-18
- Phantom: Triple Flat Phantom
- Measurement SW: DASY4, V4.7 Build 80
- Postprocessing SW: SEMCAD, V1.8 Build 186

**WCDMA1900 Body Rear 9400ch/Area Scan (13x8x1):** Measurement grid:  $dx=15\text{mm}$ ,  $dy=15\text{mm}$   
 Maximum value of SAR (measured) = 0.622 mW/g

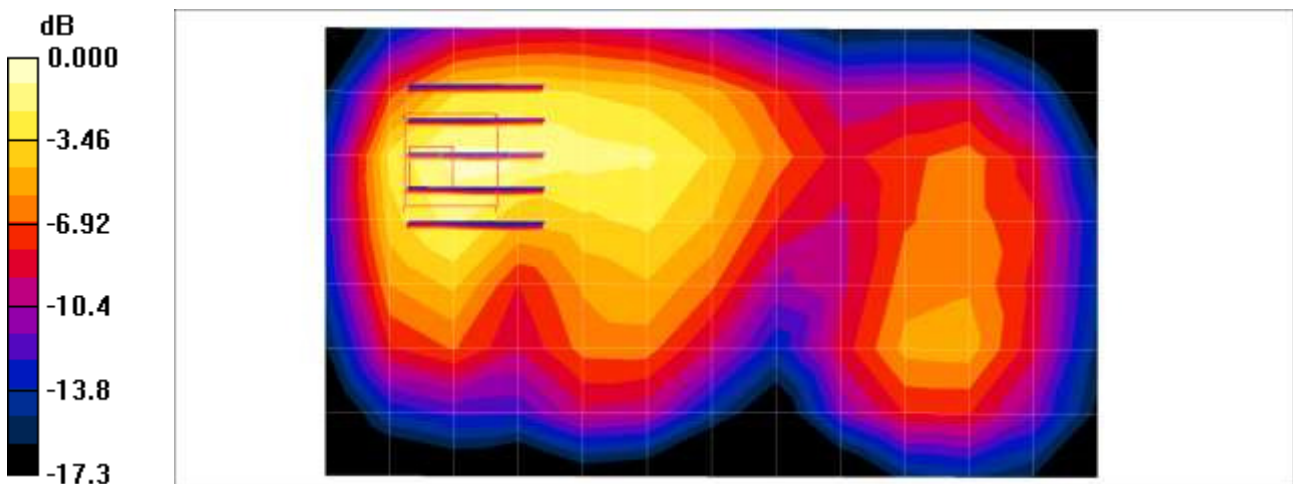
**WCDMA1900 Body Rear 9400ch/Zoom Scan (5x5x7)/Cube 0:** Measurement grid:  $dx=8\text{mm}$ ,  $dy=8\text{mm}$ ,  $dz=5\text{mm}$

Reference Value = 6.89 V/m; Power Drift = -0.189 dB

Peak SAR (extrapolated) = 0.928 W/kg

**SAR(1 g) = 0.519 mW/g; SAR(10 g) = 0.275 mW/g**

Maximum value of SAR (measured) = 0.743 mW/g



0 dB = 0.743mW/g

Test Laboratory: HCT CO., LTD  
 EUT Type: GSM/WCDMA/LTE Phone with Bluetooth, WLAN, NFC  
 Liquid Temperature: 19.7°C  
 Ambient Temperature: 19.9°C  
 Test Date: 02/03/2016  
 Plot No.: 20

**DUT: LG-H840; Type: Bar**

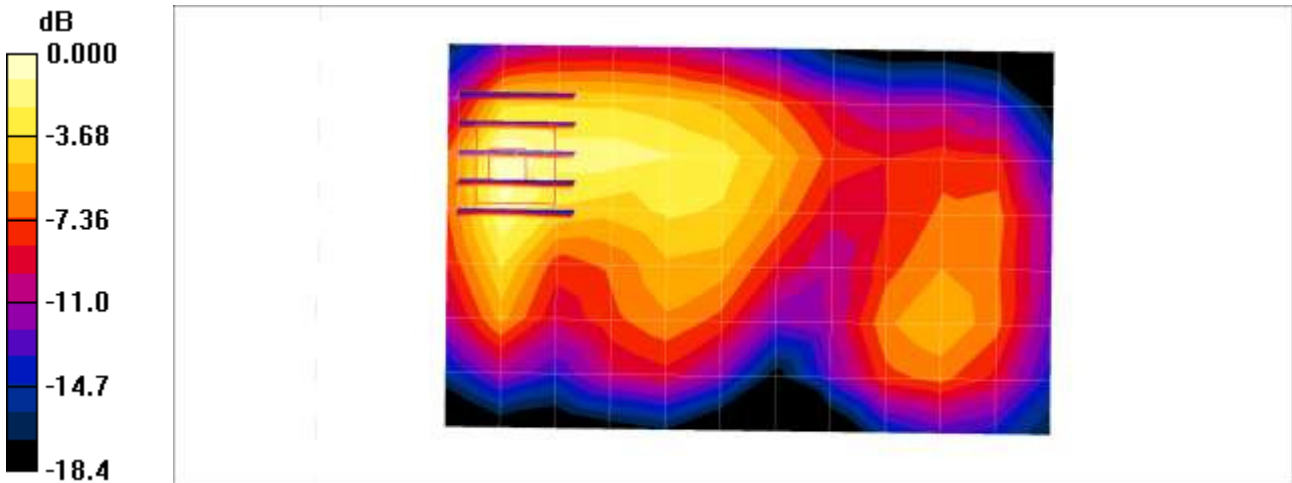
Communication System: LTE Band 2; Frequency: 1900 MHz; Duty Cycle: 1:1  
 Medium parameters used:  $f = 1900 \text{ MHz}$ ;  $\sigma = 1.55 \text{ mho/m}$ ;  $\epsilon_r = 54$ ;  $\rho = 1000 \text{ kg/m}^3$   
 Phantom section: Center Section

DASY4 Configuration:

- Probe: EX3DV4 - SN3968; ConvF(7.6, 7.6, 7.6); Calibrated: 2015-06-18
- Sensor-Surface: 2mm (Mechanical Surface Detection)
- Electronics: DAE4 Sn1225; Calibrated: 2015-03-18
- Phantom: Triple Flat Phantom
- Measurement SW: DASY4, V4.7 Build 80
- Postprocessing SW: SEMCAD, V1.8 Build 186

**LTE band2 Body Rear QPSK 20MHz 1RB 49offset 19100ch/Area Scan (12x8x1):** Measurement grid:  
 $dx=15\text{mm}$ ,  $dy=15\text{mm}$   
 Maximum value of SAR (measured) = 0.862 mW/g

**LTE band2 Body Rear QPSK 20MHz 1RB 49offset 19100ch/Zoom Scan (5x5x7)/Cube 0:** Measurement grid:  $dx=8\text{mm}$ ,  $dy=8\text{mm}$ ,  $dz=5\text{mm}$   
 Reference Value = 7.32 V/m; Power Drift = 0.129 dB  
 Peak SAR (extrapolated) = 1.14 W/kg  
**SAR(1 g) = 0.616 mW/g; SAR(10 g) = 0.319 mW/g**  
 Maximum value of SAR (measured) = 0.883 mW/g



0 dB = 0.883mW/g

Test Laboratory: HCT CO., LTD  
 EUT Type: GSM/WCDMA/LTE Phone with Bluetooth, WLAN, NFC  
 Liquid Temperature: 21.5°C  
 Ambient Temperature: 21.7°C  
 Test Date: 02/11/2016  
 Plot No.: 21

**DUT: LG-H840; Type: Bar**

Communication System: LTE Band 4; Frequency: 1732.5 MHz; Duty Cycle: 1:1  
 Medium parameters used (interpolated):  $f = 1732.5 \text{ MHz}$ ;  $\sigma = 1.44 \text{ mho/m}$ ;  $\epsilon_r = 53.6$ ;  $\rho = 1000 \text{ kg/m}^3$   
 Phantom section: Center Section

DASY4 Configuration:

- Probe: EX3DV4 - SN3968; ConvF(7.87, 7.87, 7.87); Calibrated: 2015-06-18
- Sensor-Surface: 2mm (Mechanical Surface Detection)
- Electronics: DAE4 Sn1225; Calibrated: 2015-03-18
- Phantom: Triple Flat Phantom
- Measurement SW: DASY4, V4.7 Build 80
- Postprocessing SW: SEMCAD, V1.8 Build 186

**LTE band4 Body Rear QPSK 20MHz 1RB 0offset 20175ch/Area Scan (13x8x1):** Measurement grid:  $dx=15\text{mm}$ ,  $dy=15\text{mm}$

Maximum value of SAR (measured) = 0.655 mW/g

**LTE band4 Body Rear QPSK 20MHz 1RB 0offset 20175ch/Zoom Scan (5x5x7)/Cube 0:** Measurement grid:  $dx=8\text{mm}$ ,  $dy=8\text{mm}$ ,  $dz=5\text{mm}$

Reference Value = 8.51 V/m; Power Drift = 0.156 dB

Peak SAR (extrapolated) = 0.798 W/kg

**SAR(1 g) = 0.534 mW/g; SAR(10 g) = 0.324 mW/g**

Maximum value of SAR (measured) = 0.664 mW/g

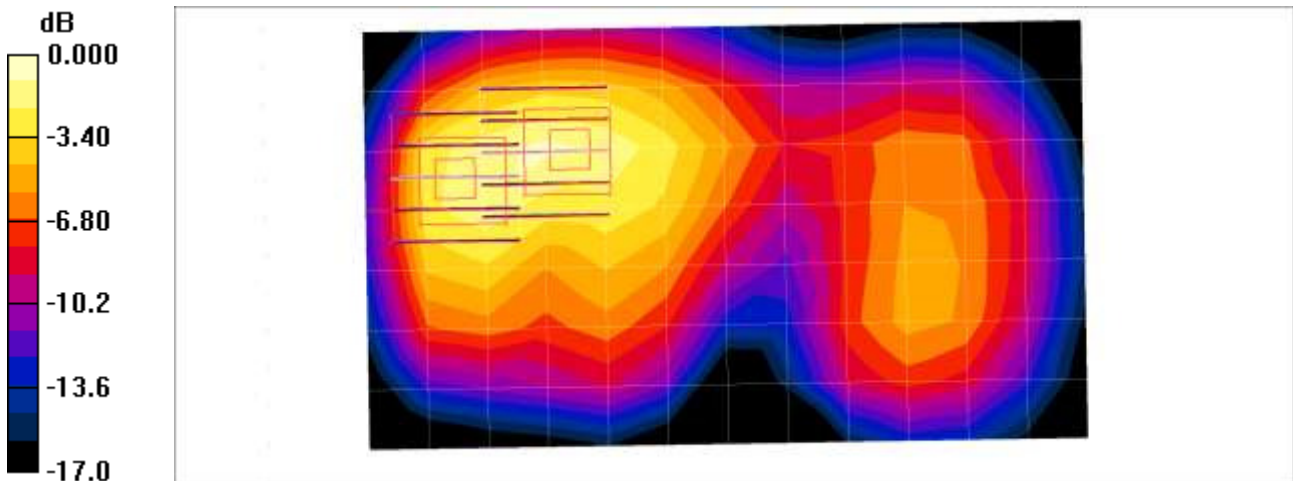
**LTE band4 Body Rear QPSK 20MHz 1RB 0offset 20175ch/Zoom Scan (5x5x7)/Cube 1:** Measurement grid:  $dx=8\text{mm}$ ,  $dy=8\text{mm}$ ,  $dz=5\text{mm}$

Reference Value = 8.51 V/m; Power Drift = 0.156 dB

Peak SAR (extrapolated) = 0.967 W/kg

**SAR(1 g) = 0.536 mW/g; SAR(10 g) = 0.285 mW/g**

Maximum value of SAR (measured) = 0.778 mW/g



0 dB = 0.778mW/g

Test Laboratory: HCT CO., LTD  
 EUT Type: GSM/WCDMA/LTE Phone with Bluetooth, WLAN, NFC  
 Liquid Temperature: 20.7°C  
 Ambient Temperature: 20.9°C  
 Test Date: 02/14/2016  
 Plot No.: 22

**DUT: LG-H840; Type: Bar**

Communication System: LTE Band 5; Frequency: 836.5 MHz; Duty Cycle: 1:1  
 Medium parameters used (interpolated):  $f = 836.5$  MHz;  $\sigma = 0.985$  mho/m;  $\epsilon_r = 54.5$ ;  $\rho = 1000$  kg/m<sup>3</sup>  
 Phantom section: Center Section

DASY4 Configuration:

- Probe: EX3DV4 - SN3968; ConvF(9.55, 9.55, 9.55); Calibrated: 2015-06-18
- Sensor-Surface: 2mm (Mechanical Surface Detection)
- Electronics: DAE4 Sn1225; Calibrated: 2015-03-18
- Phantom: Triple Flat Phantom
- Measurement SW: DASY4, V4.7 Build 80
- Postprocessing SW: SEMCAD, V1.8 Build 186

**LTE Band 5 Body Rear QPSK 10MHz 1RB 24offset 20525ch/Area Scan (13x8x1):** Measurement grid: dx=15mm, dy=15mm

Maximum value of SAR (measured) = 0.893 mW/g

**LTE Band 5 Body Rear QPSK 10MHz 1RB 24offset 20525ch/Zoom Scan (5x5x7)/Cube 0:** Measurement grid: dx=8mm, dy=8mm, dz=5mm

Reference Value = 27.4 V/m; Power Drift = -0.158 dB

Peak SAR (extrapolated) = 1.00 W/kg

**SAR(1 g) = 0.788 mW/g; SAR(10 g) = 0.594 mW/g**

Maximum value of SAR (measured) = 0.902 mW/g

**LTE Band 5 Body Rear QPSK 10MHz 1RB 24offset 20525ch/Zoom Scan (5x5x7)/Cube 1:** Measurement grid: dx=8mm, dy=8mm, dz=5mm

Reference Value = 27.4 V/m; Power Drift = -0.158 dB

Peak SAR (extrapolated) = 0.957 W/kg

**SAR(1 g) = 0.774 mW/g; SAR(10 g) = 0.584 mW/g**

Maximum value of SAR (measured) = 0.897 mW/g

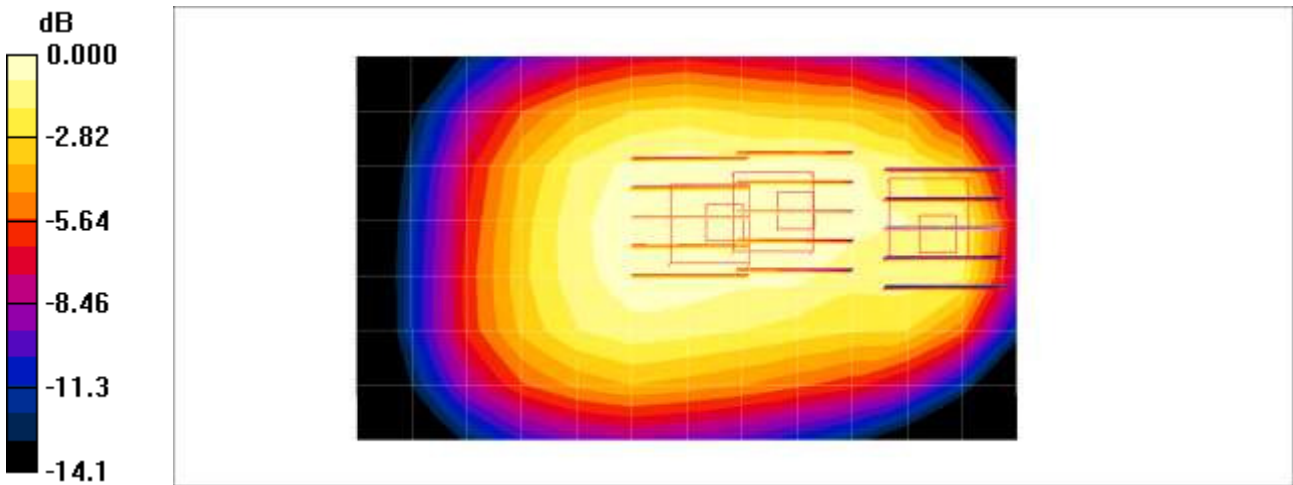
**LTE Band 5 Body Rear QPSK 10MHz 1RB 24offset 20525ch/Zoom Scan (5x5x7)/Cube 2:** Measurement grid: dx=8mm, dy=8mm, dz=5mm

Reference Value = 27.4 V/m; Power Drift = -0.158 dB

Peak SAR (extrapolated) = 1.08 W/kg

**SAR(1 g) = 0.643 mW/g; SAR(10 g) = 0.389 mW/g**

Maximum value of SAR (measured) = 0.863 mW/g



0 dB = 0.863mW/g

Test Laboratory: HCT CO., LTD  
 EUT Type: GSM/WCDMA/LTE Phone with Bluetooth, WLAN, NFC  
 Liquid Temperature: 19.9°C  
 Ambient Temperature: 20.1°C  
 Test Date: 02/02/2016  
 Plot No.: 23

**DUT: LG-H840; Type: Bar**

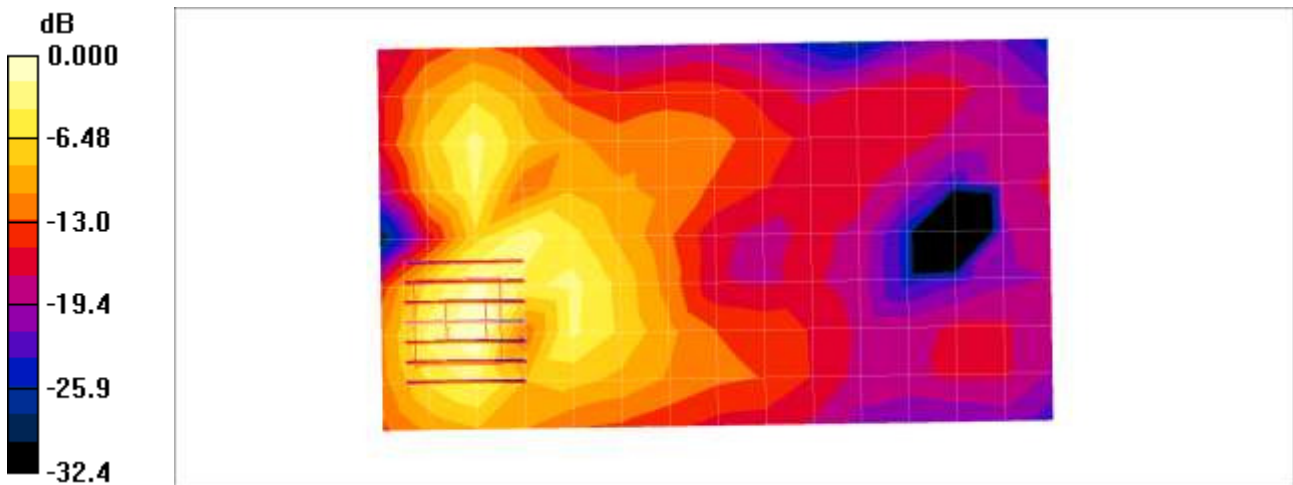
Communication System: LTE Band 7; Frequency: 2510 MHz;Duty Cycle: 1:1  
 Medium parameters used:  $f = 2510 \text{ MHz}$ ;  $\sigma = 2.04 \text{ mho/m}$ ;  $\epsilon_r = 52.5$ ;  $\rho = 1000 \text{ kg/m}^3$   
 Phantom section: Center Section

DASY4 Configuration:

- Probe: EX3DV4 - SN3968; ConvF(7.1, 7.1, 7.1); Calibrated: 2015-06-18
- Sensor-Surface: 2mm (Mechanical Surface Detection)
- Electronics: DAE4 Sn1225; Calibrated: 2015-03-18
- Phantom: Triple Flat Phantom
- Measurement SW: DASY4, V4.7 Build 80
- Postprocessing SW: SEMCAD, V1.8 Build 186

**LTE band7 Body Rear QPSK 20MHz 1RB 99offset 20850ch/Area Scan (15x9x1):** Measurement grid:  
 $dx=12\text{mm}$ ,  $dy=12\text{mm}$   
 Maximum value of SAR (measured) = 1.40 mW/g

**LTE band7 Body Rear QPSK 20MHz 1RB 99offset 20850ch/Zoom Scan (7x7x7)/Cube 0:** Measurement grid:  $dx=5\text{mm}$ ,  $dy=5\text{mm}$ ,  $dz=5\text{mm}$   
 Reference Value = 4.23 V/m; Power Drift = -0.113 dB  
 Peak SAR (extrapolated) = 2.20 W/kg  
**SAR(1 g) = 0.982 mW/g; SAR(10 g) = 0.401 mW/g**  
 Maximum value of SAR (measured) = 1.55 mW/g



0 dB = 1.55mW/g



Test Laboratory: HCT CO., LTD  
 EUT Type: GSM/WCDMA/LTE Phone with Bluetooth, WLAN, NFC  
 Liquid Temperature: 21.2°C  
 Ambient Temperature: 21.4°C  
 Test Date: 02/12/2016  
 Plot No.: 24

**DUT: LG-H840; Type: Bar**

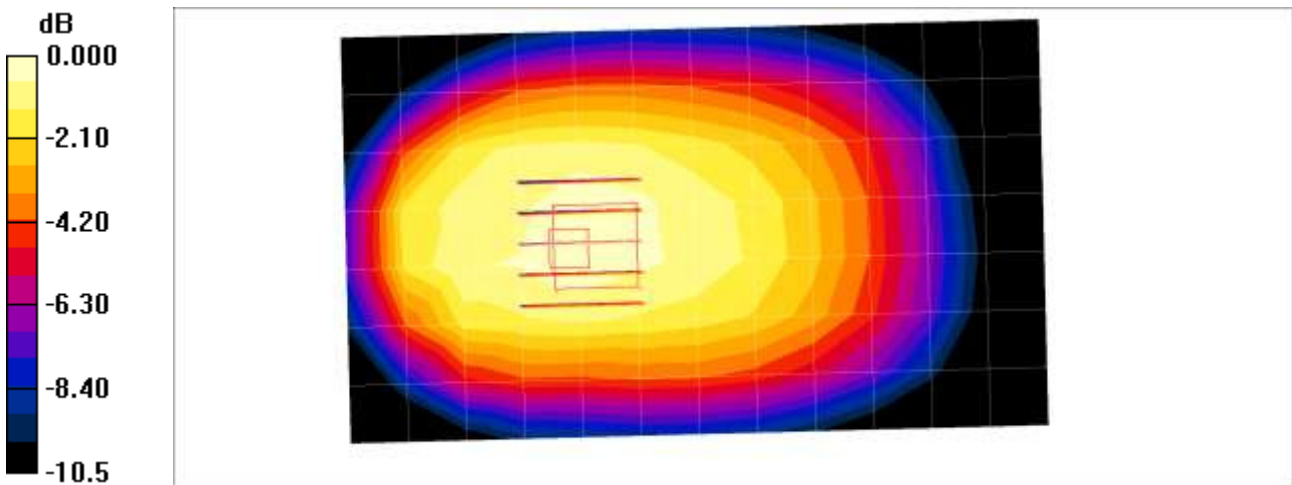
Communication System: LTE band 12; Frequency: 707.5 MHz;Duty Cycle: 1:1  
 Medium parameters used (interpolated):  $f = 707.5 \text{ MHz}$ ;  $\sigma = 0.952 \text{ mho/m}$ ;  $\epsilon_r = 55.2$ ;  $\rho = 1000 \text{ kg/m}^3$   
 Phantom section: Center Section

DASY4 Configuration:

- Probe: EX3DV4 - SN3968; ConvF(9.49, 9.49, 9.49); Calibrated: 2015-06-18
- Sensor-Surface: 2mm (Mechanical Surface Detection)
- Electronics: DAE4 Sn1225; Calibrated: 2015-03-18
- Phantom: Triple Flat Phantom
- Measurement SW: DASY4, V4.7 Build 80
- Postprocessing SW: SEMCAD, V1.8 Build 186

**LTE Band 12 Body Rear QPSK 10MHz 1RB 24offset 23095ch/Area Scan (13x8x1):** Measurement grid:  
 $dx=15\text{mm}$ ,  $dy=15\text{mm}$   
 Maximum value of SAR (measured) = 0.474 mW/g

**LTE Band 12 Body Rear QPSK 10MHz 1RB 24offset 23095ch/Zoom Scan (5x5x7)/Cube 0:** Measurement grid:  $dx=8\text{mm}$ ,  $dy=8\text{mm}$ ,  $dz=5\text{mm}$   
 Reference Value = 18.3 V/m; Power Drift = -0.118 dB  
 Peak SAR (extrapolated) = 0.534 W/kg  
**SAR(1 g) = 0.416 mW/g; SAR(10 g) = 0.320 mW/g**  
 Maximum value of SAR (measured) = 0.483 mW/g



0 dB = 0.483mW/g

Test Laboratory: HCT CO., LTD  
 EUT Type: GSM/WCDMA/LTE Phone with Bluetooth, WLAN, NFC  
 Liquid Temperature: 21.0°C  
 Ambient Temperature: 21.2°C  
 Test Date: 02/19/2016  
 Plot No.: 25

**DUT: LG-H840; Type: Bar**

Communication System: 2450MHz FCC; Frequency: 2437 MHz;Duty Cycle: 1:1  
 Medium parameters used (interpolated):  $f = 2437$  MHz;  $\sigma = 1.97$  mho/m;  $\epsilon_r = 53$ ;  $\rho = 1000$  kg/m<sup>3</sup>  
 Phantom section: Center Section

DASY4 Configuration:

- Probe: EX3DV4 - SN3968; ConvF(7.25, 7.25, 7.25); Calibrated: 2015-06-18
- Sensor-Surface: 2mm (Mechanical Surface Detection)
- Electronics: DAE4 Sn1225; Calibrated: 2015-03-18
- Phantom: Triple Flat Phantom
- Measurement SW: DASY4, V4.7 Build 80
- Postprocessing SW: SEMCAD, V1.8 Build 186

**802.11b Body Rear 1Mbps 6ch/Area Scan (15x10x1):** Measurement grid: dx=12mm, dy=12mm  
 Maximum value of SAR (measured) = 0.170 mW/g

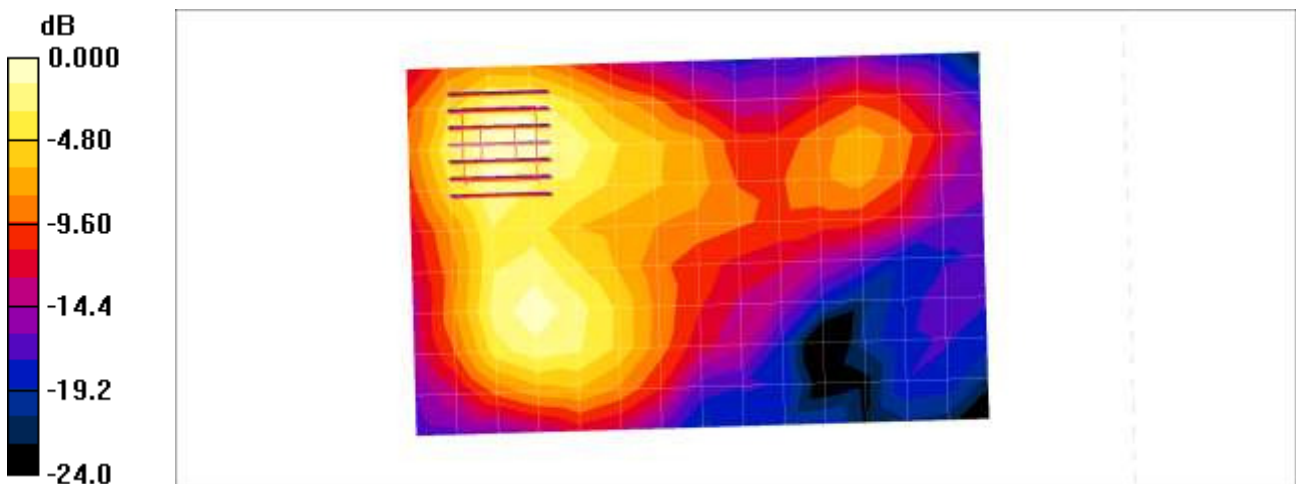
**802.11b Body Rear 1Mbps 6ch/Zoom Scan (7x7x7)/Cube 0:** Measurement grid: dx=5mm, dy=5mm, dz=5mm

Reference Value = 3.49 V/m; Power Drift = -0.004 dB

Peak SAR (extrapolated) = 0.232 W/kg

**SAR(1 g) = 0.118 mW/g; SAR(10 g) = 0.060 mW/g**

Maximum value of SAR (measured) = 0.171 mW/g



0 dB = 0.171mW/g

Test Laboratory: HCT CO., LTD  
EUT Type: GSM/WCDMA/LTE Phone with Bluetooth, WLAN, NFC  
Liquid Temperature: 20.3°C  
Ambient Temperature: 20.5°C  
Test Date: 02/18/2016  
Plot No.: 26

**DUT: LG-H840; Type: Bar**

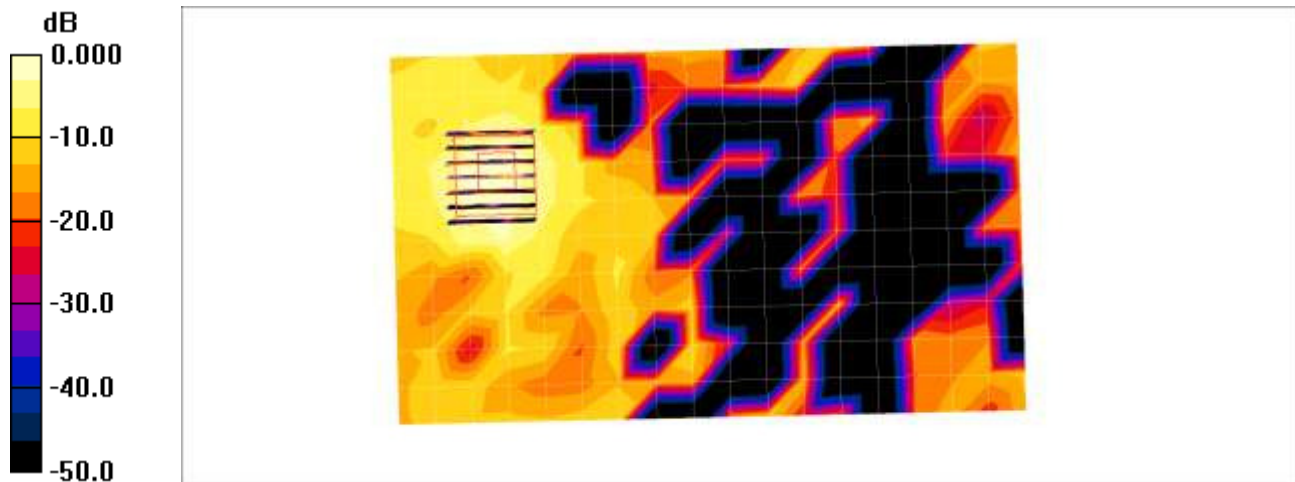
Communication System: WIFI 5GHz; Frequency: 5825 MHz;Duty Cycle: 1:1  
Medium parameters used (interpolated):  $f = 5825$  MHz;  $\sigma = 6.22$  mho/m;  $\epsilon_r = 46.6$ ;  $\rho = 1000$  kg/m<sup>3</sup>  
Phantom section: Center Section

DASY4 Configuration:

- Probe: EX3DV4 - SN3968; ConvF(4.27, 4.27, 4.27); Calibrated: 2015-06-18
- Sensor-Surface: 1.4mm (Mechanical Surface Detection)
- Electronics: DAE4 Sn1225; Calibrated: 2015-03-18
- Phantom: Triple Flat Phantom
- Measurement SW: DASY4, V4.7 Build 80
- Postprocessing SW: SEMCAD, V1.8 Build 186

**802.11a Body Rear 6Mbps 165ch/Area Scan (18x11x1):** Measurement grid: dx=10mm, dy=10mm  
Maximum value of SAR (measured) = 0.102 mW/g

**802.11a Body Rear 6Mbps 165ch/Zoom Scan (7x7x7)/Cube 0:** Measurement grid: dx=4mm, dy=4mm, dz=1.4mm  
Reference Value = 0.000 V/m; Power Drift = 0.000 dB  
Peak SAR (extrapolated) = 0.198 W/kg  
**SAR(1 g) = 0.032 mW/g; SAR(10 g) = 0.00982 mW/g**



0 dB = 0.102mW/g

Test Laboratory: HCT CO., LTD  
 EUT Type: GSM/WCDMA/LTE Phone with Bluetooth, WLAN, NFC  
 Liquid Temperature: 19.7°C  
 Ambient Temperature: 19.9°C  
 Test Date: 02/03/2016  
 Plot No.: 27

**DUT: LG-H840; Type: Bar**

Communication System: GSM 1900; Frequency: 1880 MHz; Duty Cycle: 1:4.15  
 Medium parameters used:  $f = 1880 \text{ MHz}$ ;  $\sigma = 1.54 \text{ mho/m}$ ;  $\epsilon_r = 54$ ;  $\rho = 1000 \text{ kg/m}^3$   
 Phantom section: Center Section

DASY4 Configuration:

- Probe: EX3DV4 - SN3968; ConvF(7.6, 7.6, 7.6); Calibrated: 2015-06-18
- Sensor-Surface: 2mm (Mechanical Surface Detection)
- Electronics: DAE4 Sn1225; Calibrated: 2015-03-18
- Phantom: Triple Flat Phantom
- Measurement SW: DASY4, V4.7 Build 80
- Postprocessing SW: SEMCAD, V1.8 Build 186

**GSM1900 Body Bottom 2Tx 661ch/Area Scan (6x9x1):** Measurement grid:  $dx=15\text{mm}$ ,  $dy=15\text{mm}$   
 Maximum value of SAR (measured) = 0.884 mW/g

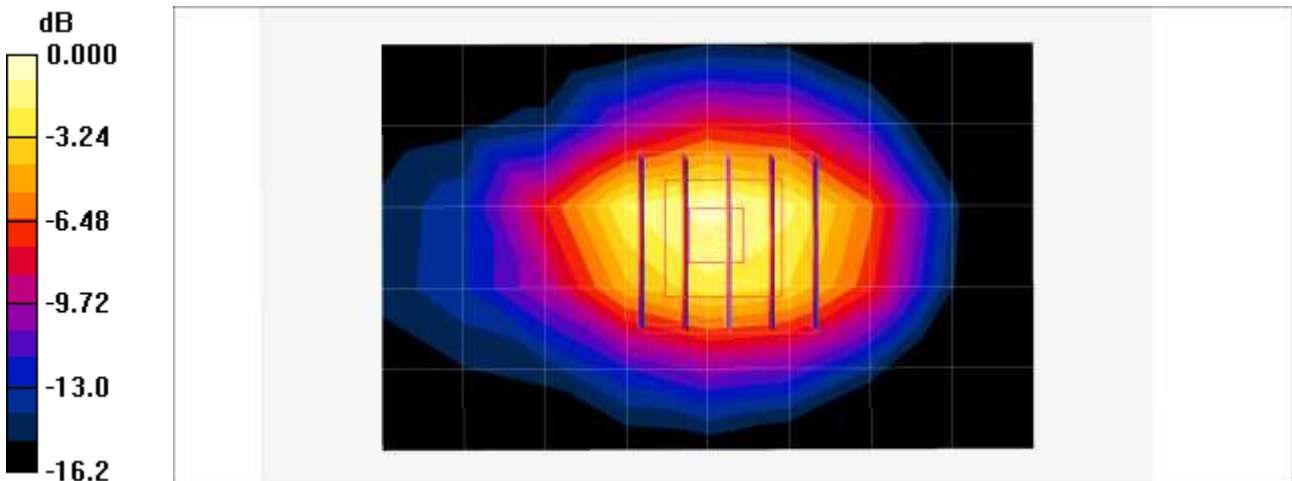
**GSM1900 Body Bottom 2Tx 661ch/Zoom Scan (5x5x7)/Cube 0:** Measurement grid:  $dx=8\text{mm}$ ,  $dy=8\text{mm}$ ,  $dz=5\text{mm}$

Reference Value = 26.3 V/m; Power Drift = -0.145 dB

Peak SAR (extrapolated) = 1.23 W/kg

**SAR(1 g) = 0.752 mW/g; SAR(10 g) = 0.424 mW/g**

Maximum value of SAR (measured) = 1.01 mW/g



0 dB = 1.01mW/g

Test Laboratory: HCT CO., LTD  
EUT Type: GSM/WCDMA/LTE Phone with Bluetooth, WLAN, NFC  
Liquid Temperature: 21.5°C  
Ambient Temperature: 21.7°C  
Test Date: 02/11/2016  
Plot No.: 28

**DUT: LG-H840; Type: Bar**

Communication System: WCDMA IV; Frequency: 1712.4 MHz; Duty Cycle: 1:1  
Medium parameters used (interpolated):  $f = 1712.4$  MHz;  $\sigma = 1.42$  mho/m;  $\epsilon_r = 53.7$ ;  $\rho = 1000$  kg/m<sup>3</sup>  
Phantom section: Center Section

DASY4 Configuration:

- Probe: EX3DV4 - SN3968; ConvF(7.87, 7.87, 7.87); Calibrated: 2015-06-18
- Sensor-Surface: 2mm (Mechanical Surface Detection)
- Electronics: DAE4 Sn1225; Calibrated: 2015-03-18
- Phantom: Triple Flat Phantom
- Measurement SW: DASY4, V4.7 Build 80
- Postprocessing SW: SEMCAD, V1.8 Build 186

**WCDMA1700 Body Bottom 1312ch/Area Scan (6x9x1):** Measurement grid: dx=15mm, dy=15mm  
Maximum value of SAR (measured) = 1.03 mW/g

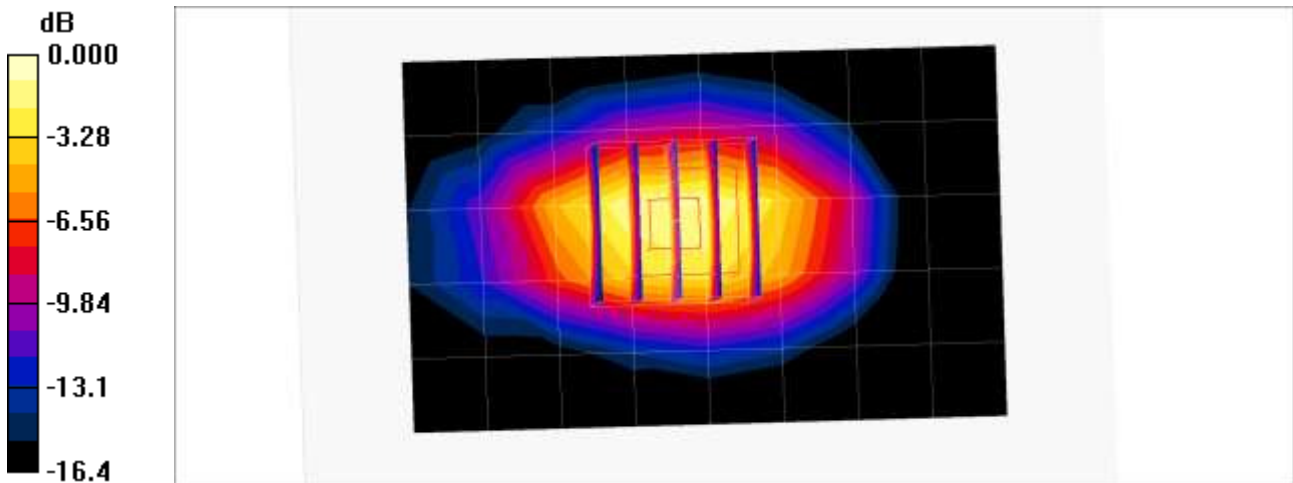
**WCDMA1700 Body Bottom 1312ch/Zoom Scan (5x5x7)/Cube 0:** Measurement grid: dx=8mm, dy=8mm, dz=5mm

Reference Value = 29.3 V/m; Power Drift = 0.031 dB

Peak SAR (extrapolated) = 1.58 W/kg

**SAR(1 g) = 0.972 mW/g; SAR(10 g) = 0.546 mW/g**

Maximum value of SAR (measured) = 1.31 mW/g



0 dB = 1.31mW/g

Test Laboratory: HCT CO., LTD  
 EUT Type: GSM/WCDMA/LTE Phone with Bluetooth, WLAN, NFC  
 Liquid Temperature: 19.7 °C  
 Ambient Temperature: 19.9 °C  
 Test Date: 02/03/2016  
 Plot No.: 29

**DUT: LG-H840; Type: Bar**

Communication System: WCDMA1900; Frequency: 1880 MHz;Duty Cycle: 1:1  
 Medium parameters used:  $f = 1880 \text{ MHz}$ ;  $\sigma = 1.54 \text{ mho/m}$ ;  $\epsilon_r = 54$ ;  $\rho = 1000 \text{ kg/m}^3$   
 Phantom section: Center Section

DASY4 Configuration:

- Probe: EX3DV4 - SN3968; ConvF(7.6, 7.6, 7.6); Calibrated: 2015-06-18
- Sensor-Surface: 2mm (Mechanical Surface Detection)
- Electronics: DAE4 Sn1225; Calibrated: 2015-03-18
- Phantom: Triple Flat Phantom
- Measurement SW: DASY4, V4.7 Build 80
- Postprocessing SW: SEMCAD, V1.8 Build 186

**WCDMA1900 Body Bottom 9400ch/Area Scan (13x6x1):** Measurement grid:  $dx=15\text{mm}$ ,  $dy=15\text{mm}$   
 Maximum value of SAR (measured) = 0.692 mW/g

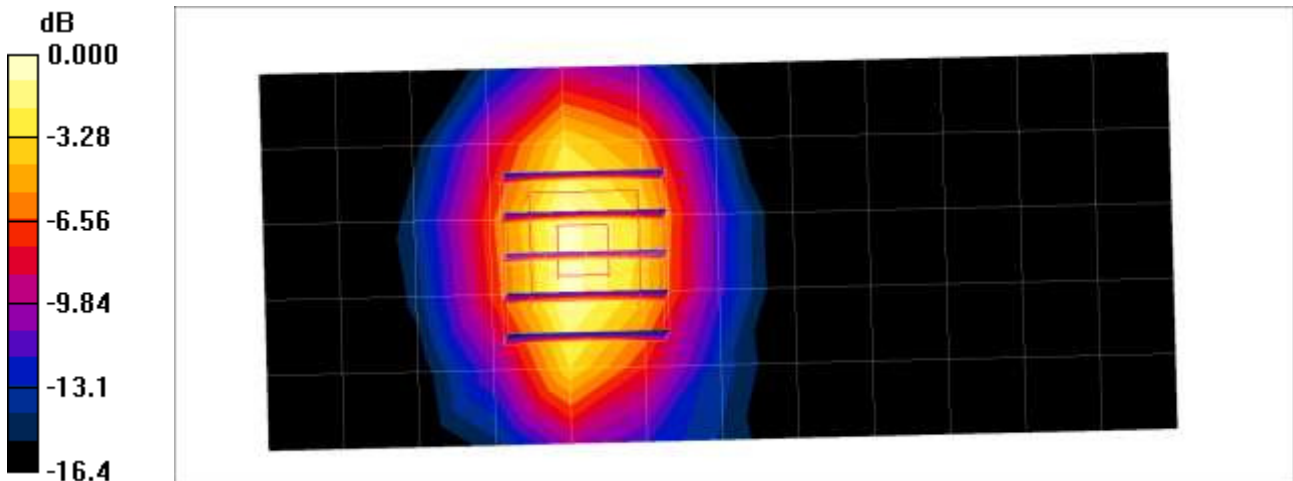
**WCDMA1900 Body Bottom 9400ch/Zoom Scan (5x5x7)/Cube 0:** Measurement grid:  $dx=8\text{mm}$ ,  $dy=8\text{mm}$ ,  $dz=5\text{mm}$

Reference Value = 22.9 V/m; Power Drift = -0.068 dB

Peak SAR (extrapolated) = 0.925 W/kg

**SAR(1 g) = 0.569 mW/g; SAR(10 g) = 0.322 mW/g**

Maximum value of SAR (measured) = 0.768 mW/g



0 dB = 0.768mW/g

Test Laboratory: HCT CO., LTD  
 EUT Type: GSM/WCDMA/LTE Phone with Bluetooth, WLAN, NFC  
 Liquid Temperature: 21.5°C  
 Ambient Temperature: 21.7°C  
 Test Date: 02/11/2016  
 Plot No.: 30

**DUT: LG-H840; Type: Bar**

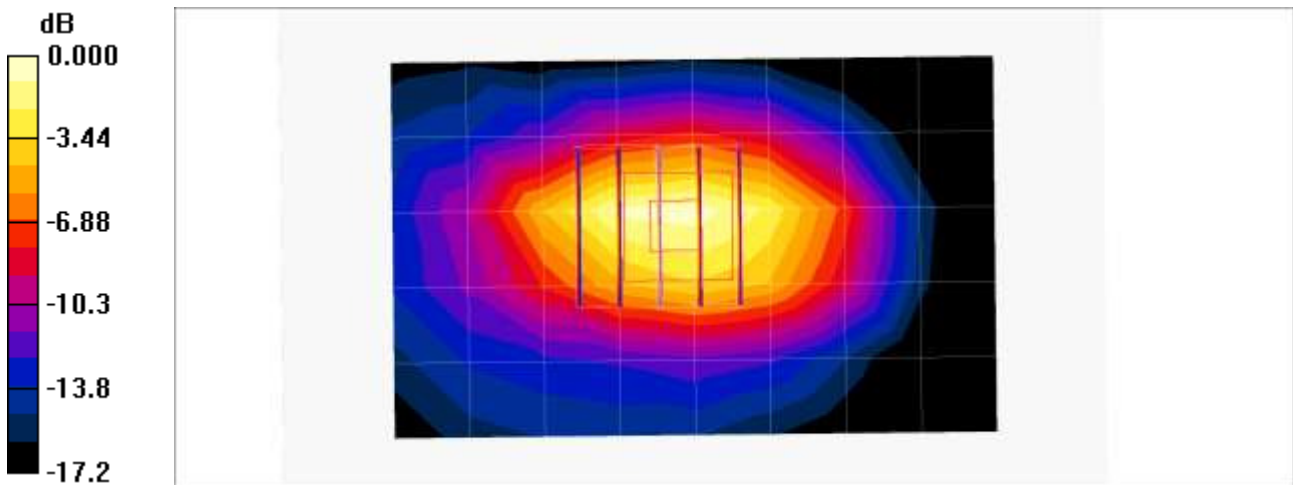
Communication System: LTE Band 4; Frequency: 1732.5 MHz;Duty Cycle: 1:1  
 Medium parameters used (interpolated):  $f = 1732.5$  MHz;  $\sigma = 1.44$  mho/m;  $\epsilon_r = 53.6$ ;  $\rho = 1000$  kg/m<sup>3</sup>  
 Phantom section: Center Section

DASY4 Configuration:

- Probe: EX3DV4 - SN3968; ConvF(7.87, 7.87, 7.87); Calibrated: 2015-06-18
- Sensor-Surface: 2mm (Mechanical Surface Detection)
- Electronics: DAE4 Sn1225; Calibrated: 2015-03-18
- Phantom: Triple Flat Phantom
- Measurement SW: DASY4, V4.7 Build 80
- Postprocessing SW: SEMCAD, V1.8 Build 186

**LTE band4 Body Bottom QPSK 20MHz 1RB 0offset 20175ch/Area Scan (6x9x1):** Measurement grid:  
 dx=15mm, dy=15mm  
 Maximum value of SAR (measured) = 0.889 mW/g

**LTE band4 Body Bottom QPSK 20MHz 1RB 0offset 20175ch/Zoom Scan (5x5x7)/Cube 0:** Measurement grid: dx=8mm, dy=8mm, dz=5mm  
 Reference Value = 24.8 V/m; Power Drift = 0.123 dB  
 Peak SAR (extrapolated) = 1.20 W/kg  
**SAR(1 g) = 0.733 mW/g; SAR(10 g) = 0.411 mW/g**  
 Maximum value of SAR (measured) = 0.983 mW/g



Test Laboratory: HCT CO., LTD  
 EUT Type: GSM/WCDMA/LTE Phone with Bluetooth, WLAN, NFC  
 Liquid Temperature: 20.3°C  
 Ambient Temperature: 20.5°C  
 Test Date: 02/18/2016  
 Plot No.: 31

**DUT: LG-H840; Type: Bar**

Communication System: WIFI 5GHz; Frequency: 5825 MHz; Duty Cycle: 1:1  
 Medium parameters used (interpolated):  $f = 5825 \text{ MHz}$ ;  $\sigma = 6.22 \text{ mho/m}$ ;  $\epsilon_r = 46.6$ ;  $\rho = 1000 \text{ kg/m}^3$   
 Phantom section: Center Section

DASY4 Configuration:

- Probe: EX3DV4 - SN3968; ConvF(4.27, 4.27, 4.27); Calibrated: 2015-06-18
- Sensor-Surface: 1.4mm (Mechanical Surface Detection)
- Electronics: DAE4 Sn1225; Calibrated: 2015-03-18
- Phantom: Triple Flat Phantom
- Measurement SW: DASY4, V4.7 Build 80
- Postprocessing SW: SEMCAD, V1.8 Build 186

**802.11a Body Front 6Mbps 165ch/Area Scan (18x11x1):** Measurement grid:  $dx=10\text{mm}$ ,  $dy=10\text{mm}$   
 Maximum value of SAR (measured) = 0.235 mW/g

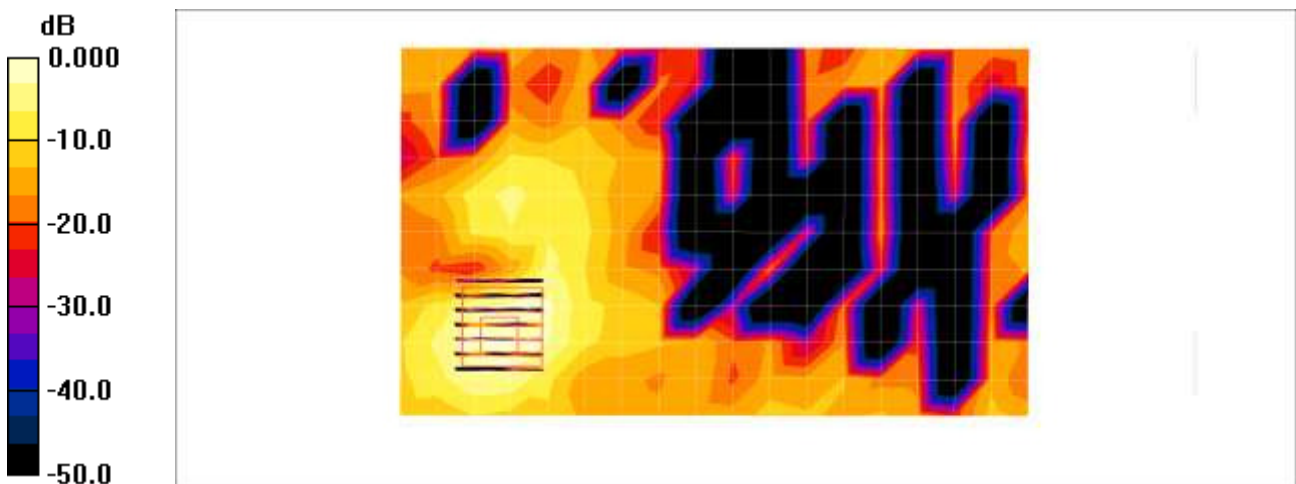
**802.11a Body Front 6Mbps 165ch/Zoom Scan (7x7x7)/Cube 0:** Measurement grid:  $dx=4\text{mm}$ ,  $dy=4\text{mm}$ ,  $dz=1.4\text{mm}$

Reference Value = 0.000 V/m; Power Drift = 0.000 dB

Peak SAR (extrapolated) = 0.390 W/kg

**SAR(1 g) = 0.078 mW/g; SAR(10 g) = 0.024 mW/g**

Maximum value of SAR (measured) = 0.236 mW/g



0 dB = 0.236mW/g



Test Laboratory: HCT CO., LTD  
 EUT Type: GSM/WCDMA/LTE Phone with Bluetooth, WLAN, NFC  
 Liquid Temperature: 20.7°C  
 Ambient Temperature: 20.9°C  
 Test Date: 02/14/2016  
 Plot No.: 32

**DUT: LG-H840; Type: Bar**

Communication System: GSM 850; Frequency: 836.6 MHz; Duty Cycle: 1:4.15  
 Medium parameters used (interpolated):  $f = 836.6 \text{ MHz}$ ;  $\sigma = 0.985 \text{ mho/m}$ ;  $\epsilon_r = 54.5$ ;  $\rho = 1000 \text{ kg/m}^3$   
 Phantom section: Center Section

DASY4 Configuration:

- Probe: EX3DV4 - SN3968; ConvF(9.55, 9.55, 9.55); Calibrated: 2015-06-18
- Sensor-Surface: 2mm (Mechanical Surface Detection)
- Electronics: DAE4 Sn1225; Calibrated: 2015-03-18
- Phantom: Triple Flat Phantom
- Measurement SW: DASY4, V4.7 Build 80
- Postprocessing SW: SEMCAD, V1.8 Build 186

**GSM850 Body Rear 2Tx 190ch/Area Scan (13x8x1):** Measurement grid:  $dx=15\text{mm}$ ,  $dy=15\text{mm}$   
 Maximum value of SAR (measured) = 0.860 mW/g

**GSM850 Body Rear 2Tx 190ch/Zoom Scan (5x5x7)/Cube 0:** Measurement grid:  $dx=8\text{mm}$ ,  $dy=8\text{mm}$ ,  $dz=5\text{mm}$

Reference Value = 26.2 V/m; Power Drift = -0.089 dB

Peak SAR (extrapolated) = 0.966 W/kg

**SAR(1 g) = 0.743 mW/g; SAR(10 g) = 0.554 mW/g**

Maximum value of SAR (measured) = 0.865 mW/g

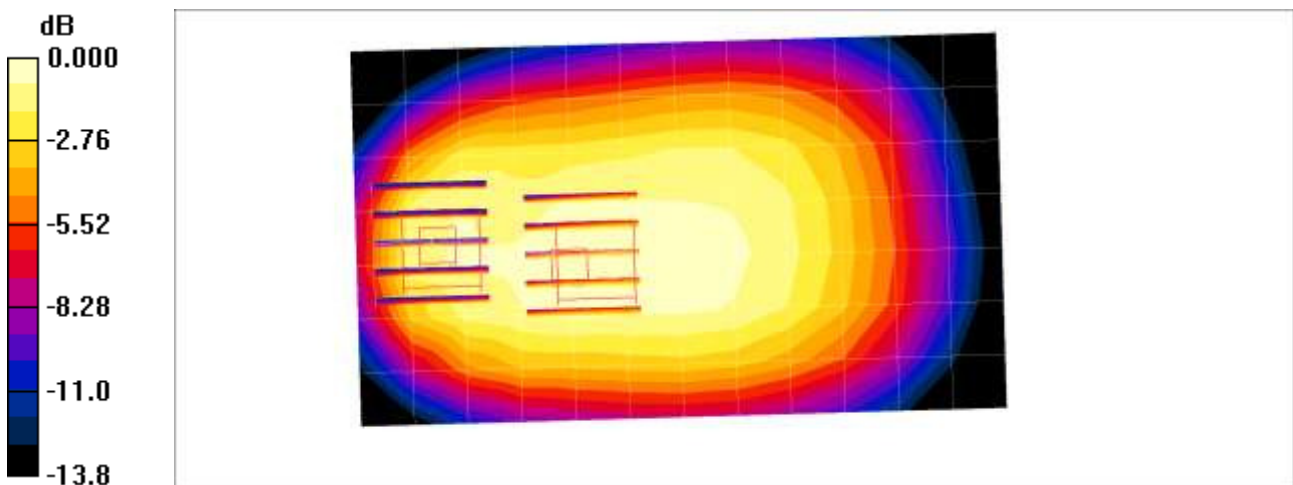
**GSM850 Body Rear 2Tx 190ch/Zoom Scan (5x5x7)/Cube 1:** Measurement grid:  $dx=8\text{mm}$ ,  $dy=8\text{mm}$ ,  $dz=5\text{mm}$

Reference Value = 26.2 V/m; Power Drift = -0.089 dB

Peak SAR (extrapolated) = 1.06 W/kg

**SAR(1 g) = 0.641 mW/g; SAR(10 g) = 0.387 mW/g**

Maximum value of SAR (measured) = 0.848 mW/g



0 dB = 0.848mW/g

Test Laboratory: HCT CO., LTD  
EUT Type: GSM/WCDMA/LTE Phone with Bluetooth, WLAN, NFC  
Liquid Temperature: 21.5°C  
Ambient Temperature: 21.7°C  
Test Date: 02/11/2016  
Plot No.: 33

**DUT: LG-H840; Type: Bar**

Communication System: WCDMA IV; Frequency: 1712.4 MHz; Duty Cycle: 1:1  
Medium parameters used (interpolated):  $f = 1712.4$  MHz;  $\sigma = 1.42$  mho/m;  $\epsilon_r = 53.7$ ;  $\rho = 1000$  kg/m<sup>3</sup>  
Phantom section: Center Section

DASY4 Configuration:

- Probe: EX3DV4 - SN3968; ConvF(7.87, 7.87, 7.87); Calibrated: 2015-06-18
- Sensor-Surface: 2mm (Mechanical Surface Detection)
- Electronics: DAE4 Sn1225; Calibrated: 2015-03-18
- Phantom: Triple Flat Phantom
- Measurement SW: DASY4, V4.7 Build 80
- Postprocessing SW: SEMCAD, V1.8 Build 186

**WCDMA1700 Body Bottom 1312ch/Area Scan (6x9x1):** Measurement grid: dx=15mm, dy=15mm  
Maximum value of SAR (measured) = 1.04 mW/g

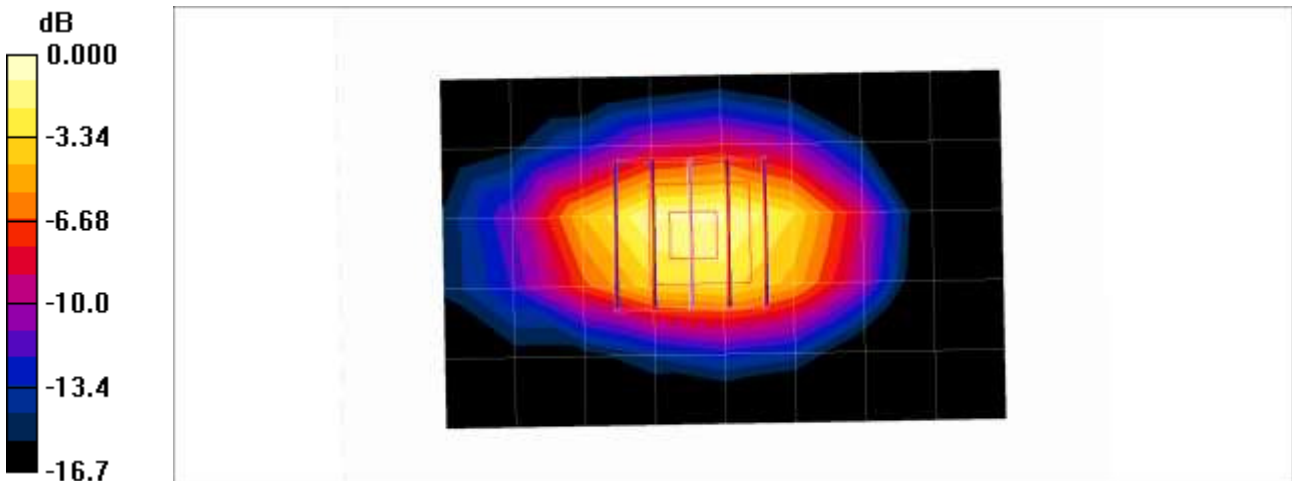
**WCDMA1700 Body Bottom 1312ch/Zoom Scan (5x5x7)/Cube 0:** Measurement grid: dx=8mm, dy=8mm, dz=5mm

Reference Value = 29.4 V/m; Power Drift = -0.007 dB

Peak SAR (extrapolated) = 1.55 W/kg

**SAR(1 g) = 0.959 mW/g; SAR(10 g) = 0.542 mW/g**

Maximum value of SAR (measured) = 1.28 mW/g



0 dB = 1.28mW/g

Test Laboratory: HCT CO., LTD  
 EUT Type: GSM/WCDMA/LTE Phone with Bluetooth, WLAN, NFC  
 Liquid Temperature: 19.9°C  
 Ambient Temperature: 20.1°C  
 Test Date: 02/02/2016  
 Plot No.: 34

**DUT: LG-H840; Type: Bar**

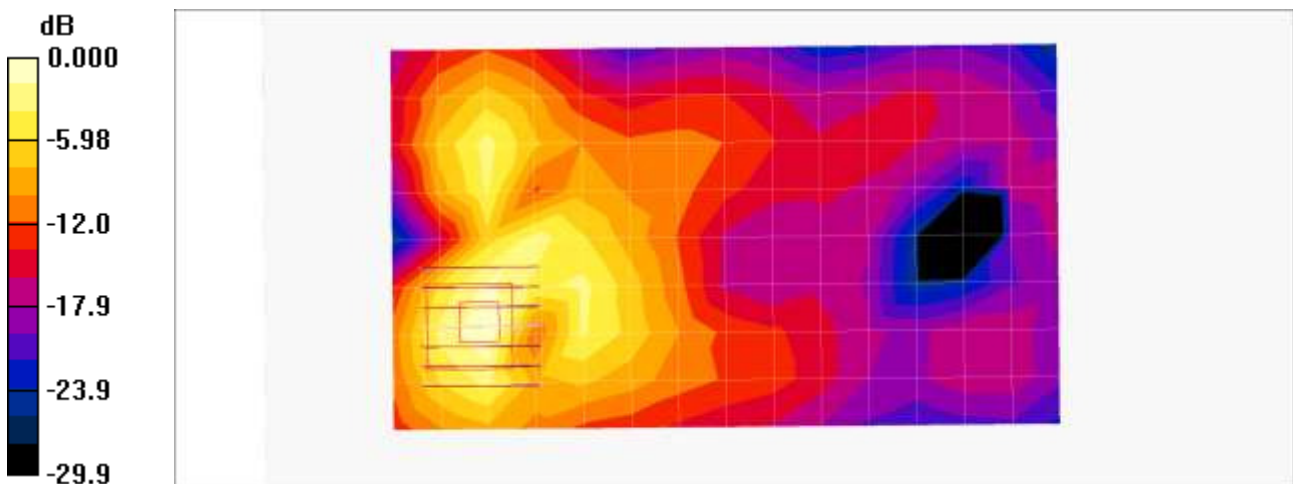
Communication System: LTE Band 7; Frequency: 2510 MHz; Duty Cycle: 1:1  
 Medium parameters used:  $f = 2510 \text{ MHz}$ ;  $\sigma = 2.04 \text{ mho/m}$ ;  $\epsilon_r = 52.5$ ;  $\rho = 1000 \text{ kg/m}^3$   
 Phantom section: Center Section

DASY4 Configuration:

- Probe: EX3DV4 - SN3968; ConvF(7.1, 7.1, 7.1); Calibrated: 2015-06-18
- Sensor-Surface: 2mm (Mechanical Surface Detection)
- Electronics: DAE4 Sn1225; Calibrated: 2015-03-18
- Phantom: Triple Flat Phantom
- Measurement SW: DASY4, V4.7 Build 80
- Postprocessing SW: SEMCAD, V1.8 Build 186

**LTE band7 Body Rear QPSK 20MHz 1RB 99offset 20850ch/Area Scan (15x9x1):** Measurement grid:  
 $dx=12\text{mm}$ ,  $dy=12\text{mm}$   
 Maximum value of SAR (measured) = 1.41 mW/g

**LTE band7 Body Rear QPSK 20MHz 1RB 99offset 20850ch/Zoom Scan (7x7x7)/Cube 0:** Measurement grid:  $dx=5\text{mm}$ ,  $dy=5\text{mm}$ ,  $dz=5\text{mm}$   
 Reference Value = 4.23 V/m; Power Drift = -0.008 dB  
 Peak SAR (extrapolated) = 2.15 W/kg  
**SAR(1 g) = 0.971 mW/g; SAR(10 g) = 0.394 mW/g**  
 Maximum value of SAR (measured) = 1.50 mW/g



0 dB = 1.50mW/g

Test Laboratory: HCT CO., LTD  
 EUT Type: GSM/WCDMA/LTE Phone with Bluetooth, WLAN, NFC  
 Liquid Temperature: 21.5°C  
 Ambient Temperature: 21.7°C  
 Test Date: 02/18/2016  
 Plot No.: 35

**DUT: LG-H840; Type: Bar**

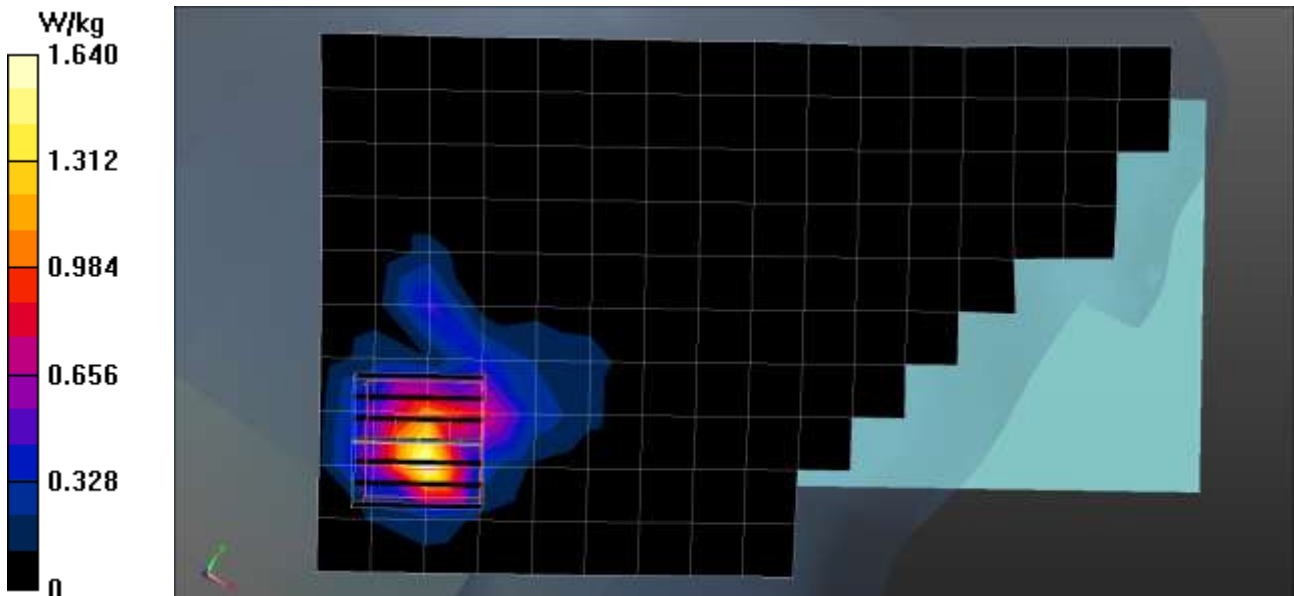
Communication System: UID 0, WIFI 5GHz (0); Frequency: 5500 MHz;Duty Cycle: 1:1  
 Medium parameters used:  $f = 5500 \text{ MHz}$ ;  $\sigma = 5.1 \text{ S/m}$ ;  $\epsilon_r = 35.87$ ;  $\rho = 1000 \text{ kg/m}^3$   
 Phantom section: Right Section

DASY5 Configuration:

- Probe: EX3DV4 - SN3903; ConvF(4.91, 4.91, 4.91); Calibrated: 2015-09-28;
- Sensor-Surface: 1.4mm (Mechanical Surface Detection)
- Electronics: DAE4 Sn652; Calibrated: 2016-01-22
- Phantom: SAM
- Measurement SW: DASY52, Version 52.8 (8);

**LG-H840/802.11a Head Right Touch 6Mbps 100ch/Area Scan (11x18x1):** Measurement grid: dx=10mm, dy=10mm  
 Maximum value of SAR (measured) = 1.64 W/kg

**LG-H840/802.11a Head Right Touch 6Mbps 100ch/Zoom Scan (7x7x7)/Cube 0:** Measurement grid: dx=4mm, dy=4mm, dz=1.4mm  
 Reference Value = 10.06 V/m; Power Drift = 0.10 dB  
 Peak SAR (extrapolated) = 4.67 W/kg  
**SAR(1 g) = 0.867 W/kg; SAR(10 g) = 0.213 W/kg** (SAR corrected for target medium)  
 Maximum value of SAR (measured) = 2.11 W/kg



## Attachment 2.–Dipole Verification Plots

## ■ Verification Data (750 MHz Head)

Test Laboratory: HCT CO., LTD  
Input Power: 100 mW (20 dBm)  
Liquid Temp: 20.0°C  
Test Date: 02/03/2016

### DUT: Dipole 750 MHz; Type: D750V3

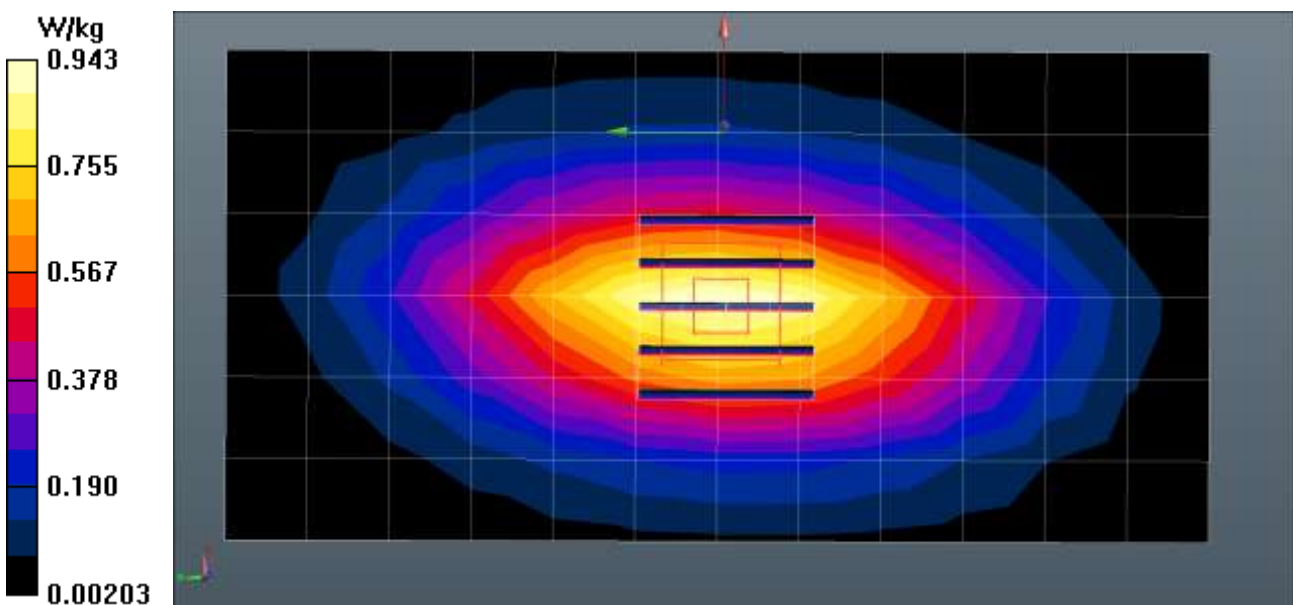
Communication System: UID 0, CW (0); Frequency: 750 MHz; Duty Cycle: 1:1  
Medium parameters used:  $f = 750 \text{ MHz}$ ;  $\sigma = 0.916 \text{ S/m}$ ;  $\epsilon_r = 41.409$ ;  $\rho = 1000 \text{ kg/m}^3$   
Phantom section: Flat Section

#### DASY5 Configuration:

- Probe: ET3DV6 - SN1605; ConvF(6.64, 6.64, 6.64); Calibrated: 2015-04-27;
- Sensor-Surface: 4mm (Mechanical Surface Detection)
- Electronics: DAE4 Sn614; Calibrated: 2015-09-29
- Phantom: SAM
- Measurement SW: DASY52, Version 52.8 (8);

**750MHz Verification/Area Scan (7x13x1):** Measurement grid:  $dx=15\text{mm}$ ,  $dy=15\text{mm}$   
Maximum value of SAR (measured) = 0.943 W/kg

**750MHz Verification/Zoom Scan (5x5x7)/Cube 0:** Measurement grid:  $dx=8\text{mm}$ ,  $dy=8\text{mm}$ ,  $dz=5\text{mm}$   
Reference Value = 33.19 V/m; Power Drift = 0.01 dB  
Peak SAR (extrapolated) = 1.30 W/kg  
**SAR(1 g) = 0.888 W/kg; SAR(10 g) = 0.581 W/kg**  
Maximum value of SAR (measured) = 0.957 W/kg



**■ Verification Data (750 MHz Body)**

Test Laboratory: HCT CO., LTD  
 Input Power 100 mW (20 dBm)  
 Liquid Temp: 21.2 °C  
 Test Date: 02/12/2016

**DUT: Dipole 750 MHz; Type: D750V3**

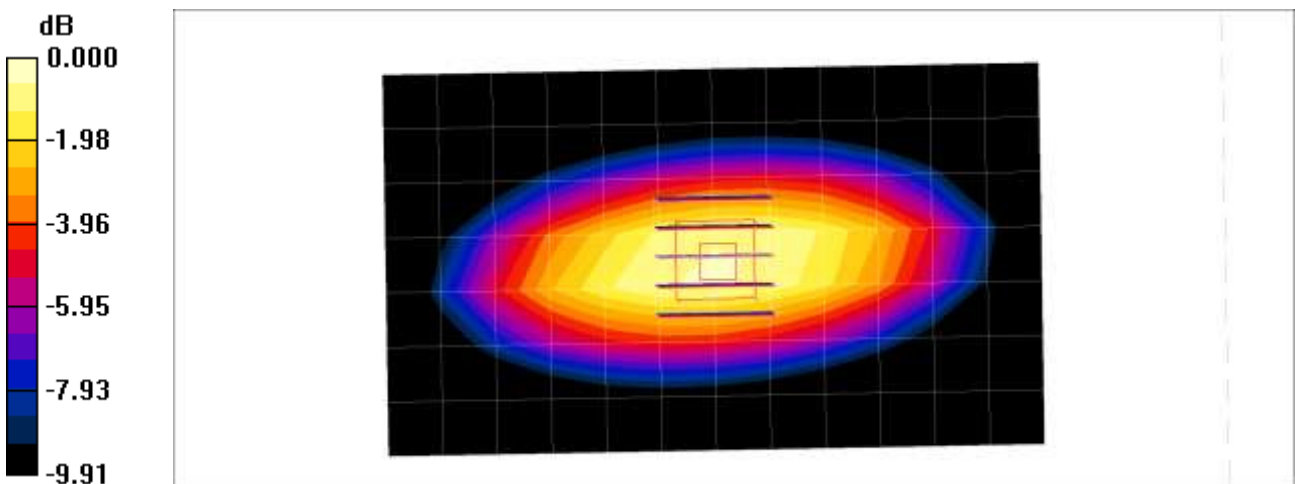
Communication System: CW; Frequency: 750 MHz; Duty Cycle: 1:1  
 Medium parameters used:  $f = 750 \text{ MHz}$ ;  $\sigma = 0.992 \text{ mho/m}$ ;  $\epsilon_r = 54.8$ ;  $\rho = 1000 \text{ kg/m}^3$   
 Phantom section: Center Section

DASY4 Configuration:

- Probe: EX3DV4 - SN3968; ConvF(9.49, 9.49, 9.49); Calibrated: 2015-06-18
- Sensor-Surface: 2mm (Mechanical Surface Detection)
- Electronics: DAE4 Sn1225; Calibrated: 2015-03-18
- Phantom: Triple Flat Phantom
- Measurement SW: DASY4, V4.7 Build 80
- Postprocessing SW: SEMCAD, V1.8 Build 186

**750MHz Body Verification/Area Scan (13x8x1):** Measurement grid: dx=15mm, dy=15mm  
 Maximum value of SAR (measured) = 0.840 mW/g

**750MHz Body Verification/Zoom Scan (5x5x7)/Cube 0:** Measurement grid: dx=8mm, dy=8mm, dz=5mm  
 Reference Value = 31.0 V/m; Power Drift = -0.028 dB  
 Peak SAR (extrapolated) = 1.27 W/kg  
**SAR(1 g) = 0.873 mW/g; SAR(10 g) = 0.581 mW/g**  
 Maximum value of SAR (measured) = 0.941 mW/g



0 dB = 0.941mW/g

## ■ Verification Data (835 MHz Head)

Test Laboratory: HCT CO., LTD  
Input Power 100 mW (20 dBm)  
Liquid Temp: 20.7 °C  
Test Date: 02/04/2016

### DUT: Dipole 835 MHz D835V2; Type: D835V2

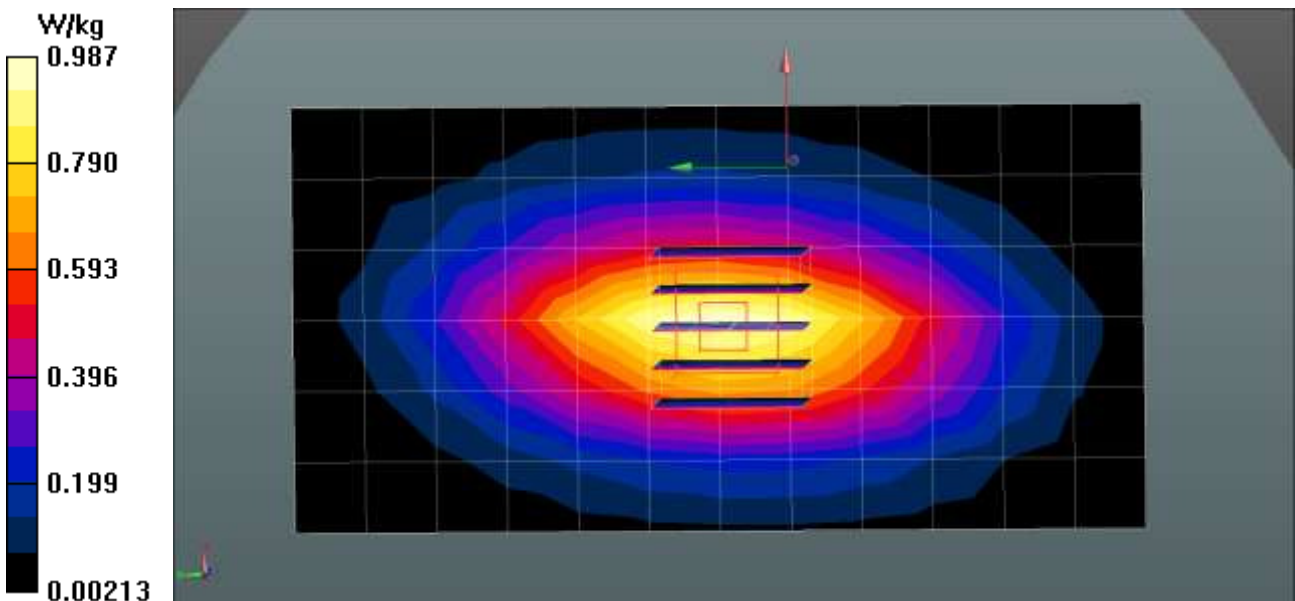
Communication System: UID 0, CW; Frequency: 835 MHz;Duty Cycle: 1:1  
Medium parameters used:  $f = 835 \text{ MHz}$ ;  $\sigma = 0.919 \text{ S/m}$ ;  $\epsilon_r = 40.468$ ;  $\rho = 1000 \text{ kg/m}^3$   
Phantom section: Flat Section

DASY5 Configuration:

- Probe: ET3DV6 - SN1605; ConvF(6.33, 6.33, 6.33); Calibrated: 2015-04-27;
- Sensor-Surface: 4mm (Mechanical Surface Detection)
- Electronics: DAE4 Sn614; Calibrated: 2015-09-29
- Phantom: SAM
- Measurement SW: DASY52, Version 52.8 (8);

**835MHz Verification/Area Scan (7x13x1):** Measurement grid: dx=15mm, dy=15mm  
Maximum value of SAR (measured) = 0.987 W/kg

**835MHz Verification/Zoom Scan (5x5x7)/Cube 0:** Measurement grid: dx=8mm, dy=8mm, dz=5mm  
Reference Value = 33.99 V/m; Power Drift = 0.01 dB  
Peak SAR (extrapolated) = 1.35 W/kg  
**SAR(1 g) = 0.929 W/kg; SAR(10 g) = 0.609 W/kg**  
Maximum value of SAR (measured) = 1.00 W/kg





**■ Verification Data (835 MHz Head)**

Test Laboratory: HCT CO., LTD  
 Input Power 100 mW (20 dBm)  
 Liquid Temp: 19.8 °C  
 Test Date: 02/02/2016

**DUT: Dipole 835 MHz D835V2; Type: D835V2**

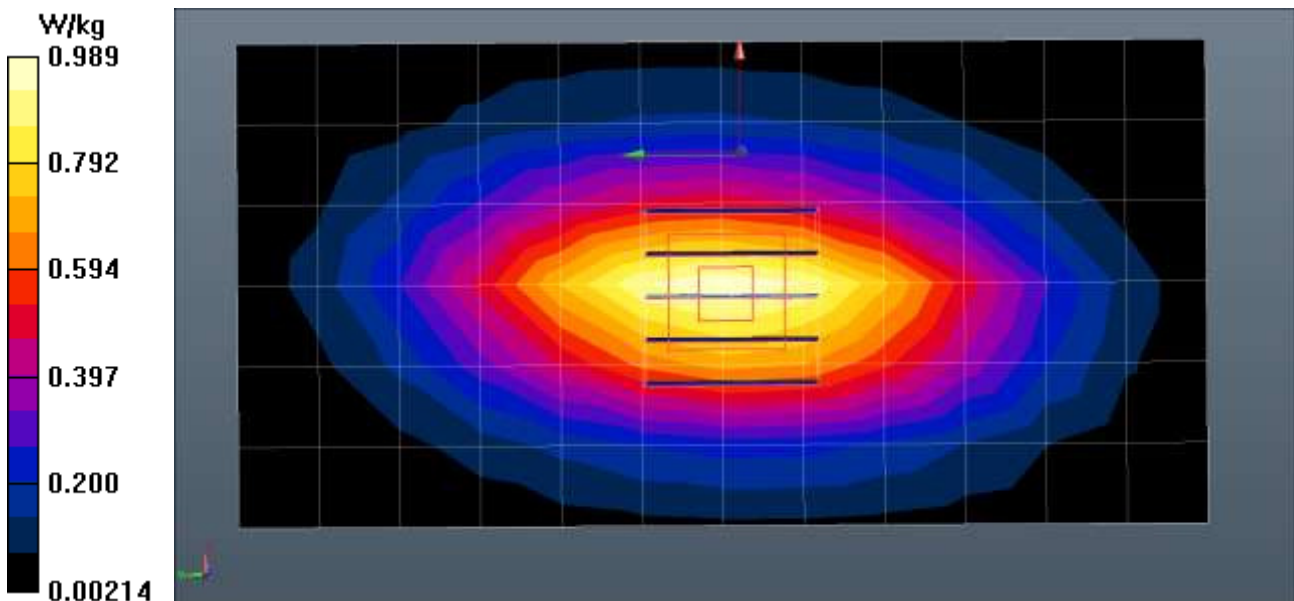
Communication System: UID 0, CW; Frequency: 835 MHz; Duty Cycle: 1:1  
 Medium parameters used (interpolated):  $f = 835 \text{ MHz}$ ;  $\sigma = 0.921 \text{ S/m}$ ;  $\epsilon_r = 40.313$ ;  $\rho = 1000 \text{ kg/m}^3$   
 Phantom section: Flat Section

DASY5 Configuration:

- Probe: ET3DV6 - SN1605; ConvF(6.33, 6.33, 6.33); Calibrated: 2015-04-27;
- Sensor-Surface: 4mm (Mechanical Surface Detection)
- Electronics: DAE3 Sn466; Calibrated: 2015-02-24
- Phantom: SAM
- Measurement SW: DASY52, Version 52.8 (8);

**835MHz Verification/Area Scan (7x13x1):** Measurement grid: dx=15mm, dy=15mm  
 Maximum value of SAR (measured) = 0.989 W/kg

**835MHz Verification/Zoom Scan (5x5x7)/Cube 0:** Measurement grid: dx=8mm, dy=8mm, dz=5mm  
 Reference Value = 33.98 V/m; Power Drift = 0.01 dB  
 Peak SAR (extrapolated) = 1.35 W/kg  
**SAR(1 g) = 0.931 W/kg; SAR(10 g) = 0.611 W/kg**  
 Maximum value of SAR (measured) = 1.00 W/kg



## ■ Verification Data (835 MHz Body)

Test Laboratory: HCT CO., LTD  
 Input Power: 100 mW (20 dBm)  
 Liquid Temp: 20.7 °C  
 Test Date: 02/14/2016

### DUT: Dipole 835 MHz; Type: D835V2

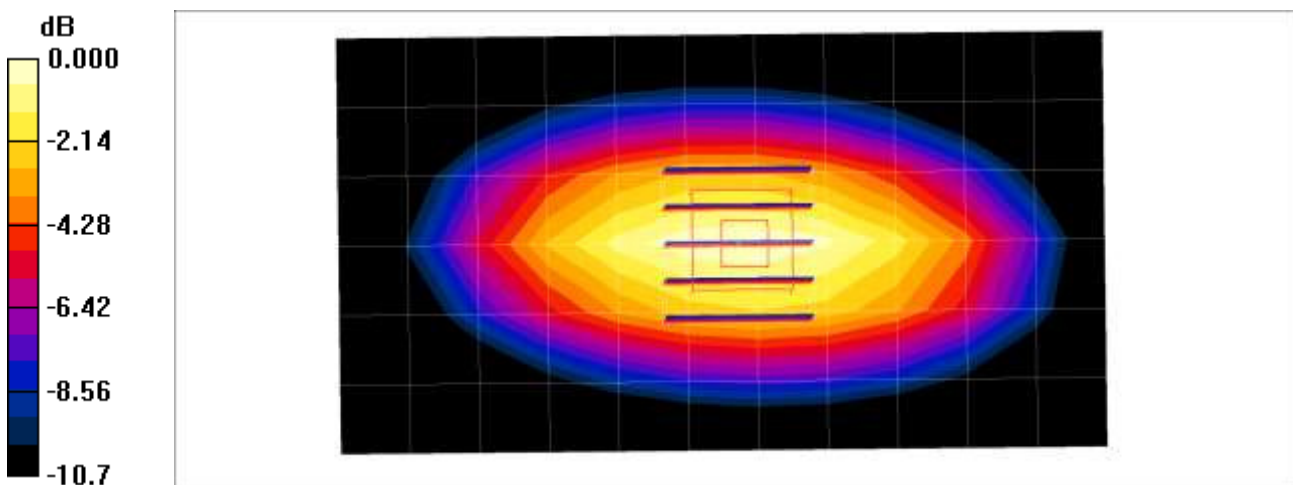
Communication System: CW; Frequency: 835 MHz; Duty Cycle: 1:1  
 Medium parameters used:  $f = 835 \text{ MHz}$ ;  $\sigma = 0.984 \text{ mho/m}$ ;  $\epsilon_r = 54.6$ ;  $\rho = 1000 \text{ kg/m}^3$   
 Phantom section: Center Section

DASY4 Configuration:

- Probe: EX3DV4 - SN3968; ConvF(9.55, 9.55, 9.55); Calibrated: 2015-06-18
- Sensor-Surface: 2mm (Mechanical Surface Detection)
- Electronics: DAE4 Sn1225; Calibrated: 2015-03-18
- Phantom: Triple Flat Phantom
- Measurement SW: DASY4, V4.7 Build 80
- Postprocessing SW: SEMCAD, V1.8 Build 186

**835MHz Body Verification/Area Scan (12x7x1):** Measurement grid: dx=15mm, dy=15mm  
 Maximum value of SAR (measured) = 1.06 mW/g

**835MHz Body Verification/Zoom Scan (5x5x7)/Cube 0:** Measurement grid: dx=8mm, dy=8mm, dz=5mm  
 Reference Value = 32.8 V/m; Power Drift = 0.007 dB  
 Peak SAR (extrapolated) = 1.47 W/kg  
**SAR(1 g) = 0.986 mW/g; SAR(10 g) = 0.641 mW/g**



0 dB = 1.06mW/g

## ■ Verification Data (1800 MHz Head)

Test Laboratory: HCT CO., LTD  
Input Power: 100 mW (20 dBm)  
Liquid Temp: 21.0 °C  
Test Date: 01/27/2016

### DUT: Dipole 1800 MHz D1800V2; Type: D1800V2

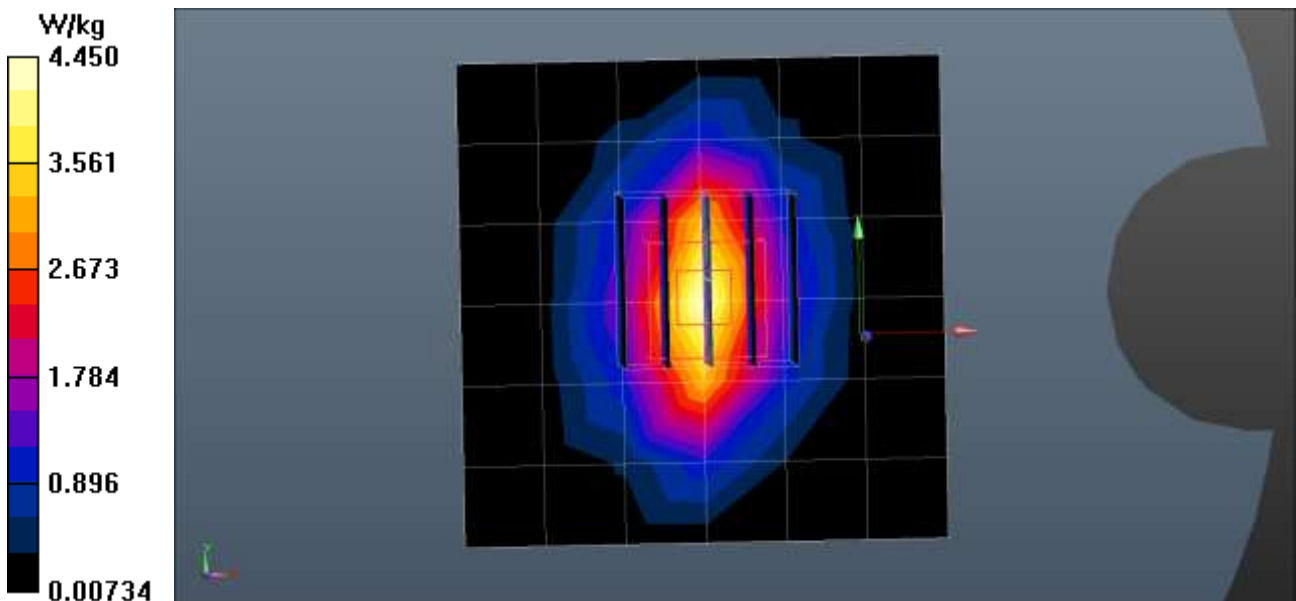
Communication System: UID 0, CW; Frequency: 1800 MHz;Duty Cycle: 1:1  
Medium parameters used:  $f = 1800$  MHz;  $\sigma = 1.441$  S/m;  $\epsilon_r = 39.737$ ;  $\rho = 1000$  kg/m<sup>3</sup>  
Phantom section: Flat Section

#### DASY5 Configuration:

- Probe: ET3DV6 - SN1605; ConvF(5.2, 5.2, 5.2); Calibrated: 2015-04-27;
- Sensor-Surface: 4mm (Mechanical Surface Detection)
- Electronics: DAE3 Sn466; Calibrated: 2015-02-24
- Phantom: SAM
- Measurement SW: DASY52, Version 52.8 (8);

**1800MHz Head Verfication/Area Scan (7x7x1):** Measurement grid: dx=15mm, dy=15mm  
Maximum value of SAR (measured) = 4.45 W/kg

**1800MHz Head Verfication/Zoom Scan (5x5x7)/Cube 0:** Measurement grid: dx=8mm, dy=8mm, dz=5mm  
Reference Value = 59.16 V/m; Power Drift = -0.01 dB  
Peak SAR (extrapolated) = 6.96 W/kg  
**SAR(1 g) = 3.97 W/kg; SAR(10 g) = 2.07 W/kg**  
Maximum value of SAR (measured) = 4.40 W/kg



**■ Verification Data (1 800 MHz Body)**

Test Laboratory: HCT CO., LTD  
 Input Power 100 mW (20 dBm)  
 Liquid Temp: 21.5 °C  
 Test Date: 02/11/2016

**DUT: Dipole 1800 MHz; Type: D1800V2**

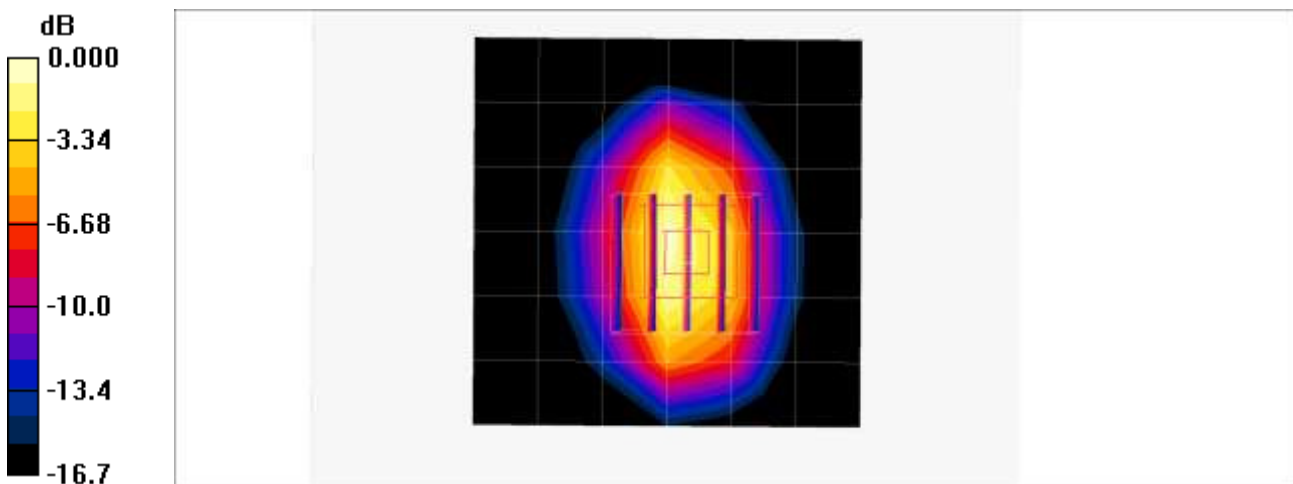
Communication System: CW; Frequency: 1800 MHz; Duty Cycle: 1:1  
 Medium parameters used:  $f = 1800 \text{ MHz}$ ;  $\sigma = 1.51 \text{ mho/m}$ ;  $\epsilon_r = 53.4$ ;  $\rho = 1000 \text{ kg/m}^3$   
 Phantom section: Center Section

DASY4 Configuration:

- Probe: EX3DV4 - SN3968; ConvF(7.87, 7.87, 7.87); Calibrated: 2015-06-18
- Sensor-Surface: 2mm (Mechanical Surface Detection)
- Electronics: DAE4 Sn1225; Calibrated: 2015-03-18
- Phantom: Triple Flat Phantom
- Measurement SW: DASY4, V4.7 Build 80
- Postprocessing SW: SEMCAD, V1.8 Build 186

**1800MHz Body Verification/Area Scan (7x7x1):** Measurement grid: dx=15mm, dy=15mm  
 Maximum value of SAR (measured) = 4.66 mW/g

**1800MHz Body Verification/Zoom Scan (5x5x7)/Cube 0:** Measurement grid: dx=8mm, dy=8mm, dz=5mm  
 Reference Value = 56.6 V/m; Power Drift = 0.073 dB  
 Peak SAR (extrapolated) = 6.53 W/kg  
**SAR(1 g) = 3.83 mW/g; SAR(10 g) = 2.07 mW/g**  
 Maximum value of SAR (measured) = 5.25 mW/g



0 dB = 5.25mW/g

**■ Verification Data (1900 MHz Head)**

Test Laboratory: HCT CO., LTD  
 Input Power: 100 mW (20 dBm)  
 Liquid Temp: 20.1 °C  
 Test Date: 02/01/2016

**DUT: Dipole 1900 MHz D1900V2; Type: D1900V2**

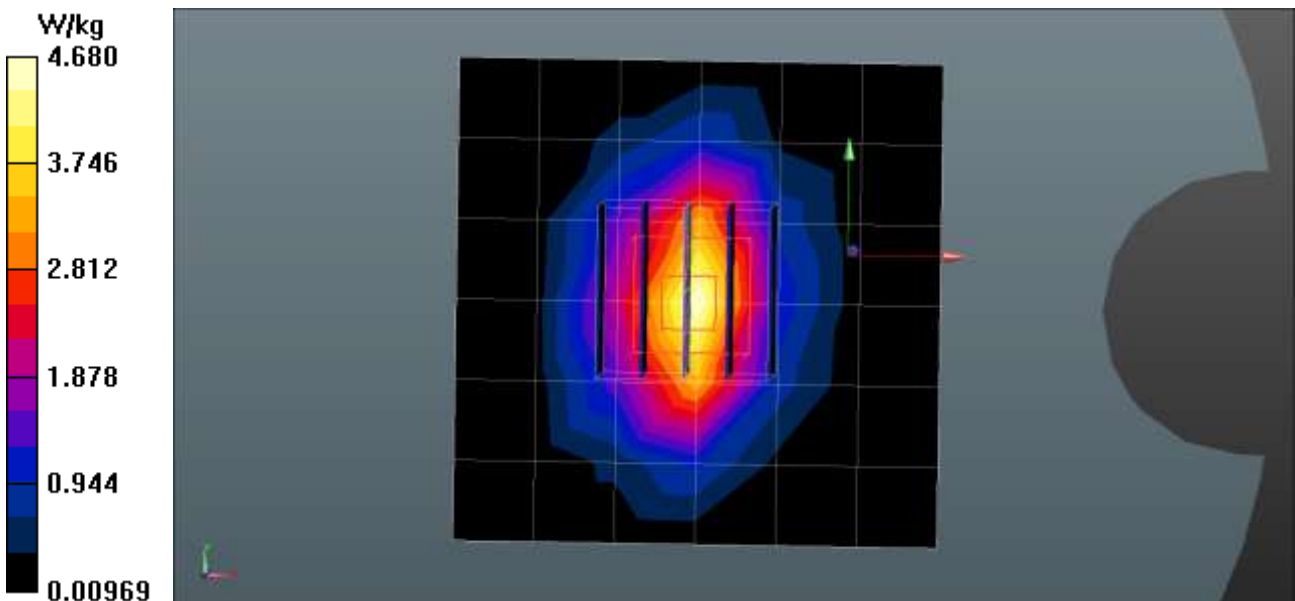
Communication System: UID 0, CW; Frequency: 1900 MHz; Duty Cycle: 1:1  
 Medium parameters used:  $f = 1900 \text{ MHz}$ ;  $\sigma = 1.416 \text{ S/m}$ ;  $\epsilon_r = 39.861$ ;  $\rho = 1000 \text{ kg/m}^3$   
 Phantom section: Flat Section

DASY5 Configuration:

- Probe: ET3DV6 - SN1605; ConvF(5.01, 5.01, 5.01); Calibrated: 2015-04-27;
- Sensor-Surface: 4mm (Mechanical Surface Detection)
- Electronics: DAE3 Sn466; Calibrated: 2015-02-24
- Phantom: SAM
- Measurement SW: DASY52, Version 52.8 (8);

**1900MHz Head Verification/Area Scan (7x7x1):** Measurement grid:  $dx=15\text{mm}$ ,  $dy=15\text{mm}$   
 Maximum value of SAR (measured) = 4.68 W/kg

**1900MHz Head Verification/Zoom Scan (5x5x7)/Cube 0:** Measurement grid:  $dx=8\text{mm}$ ,  $dy=8\text{mm}$ ,  $dz=5\text{mm}$   
 Reference Value = 61.31 V/m; Power Drift = -0.01 dB  
 Peak SAR (extrapolated) = 7.54 W/kg  
**SAR(1 g) = 4.22 W/kg; SAR(10 g) = 2.15 W/kg**  
 Maximum value of SAR (measured) = 4.72 W/kg



**■ Verification Data (1900 MHz Head)**

Test Laboratory: HCT CO., LTD  
 Input Power: 100 mW (20 dBm)  
 Liquid Temp: 19.8 °C  
 Test Date: 02/02/2016

**DUT: Dipole 1900 MHz D1900V2; Type: D1900V2**

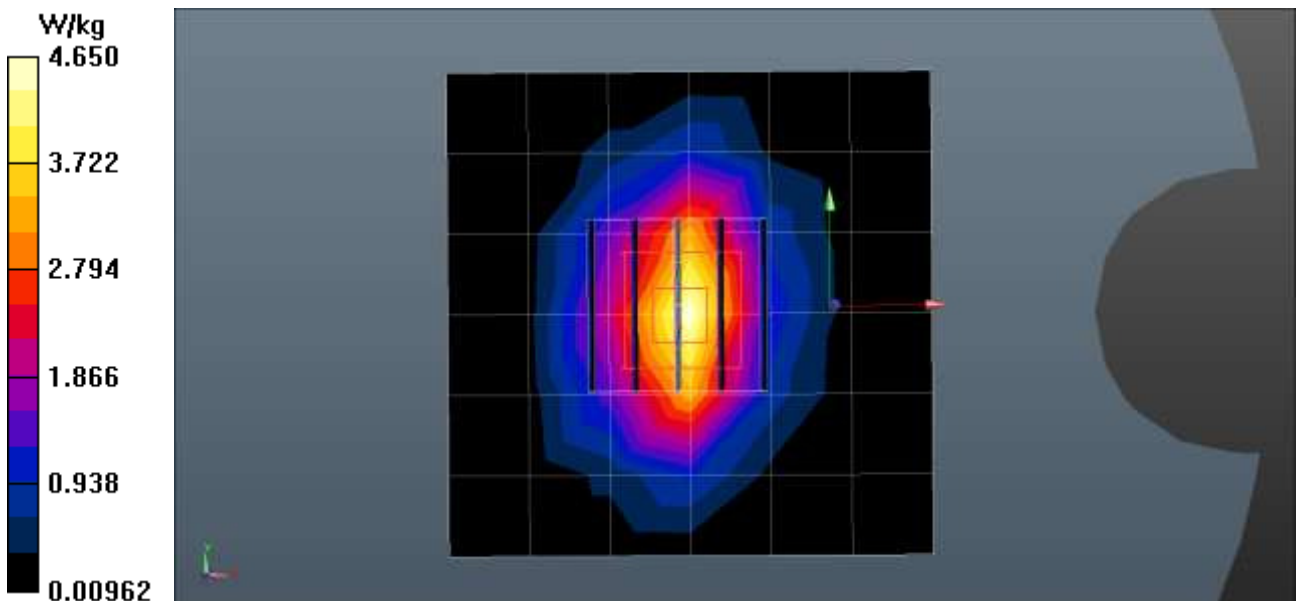
Communication System: UID 0, CW; Frequency: 1900 MHz; Duty Cycle: 1:1  
 Medium parameters used:  $f = 1900 \text{ MHz}$ ;  $\sigma = 1.405 \text{ S/m}$ ;  $\epsilon_r = 39.552$ ;  $\rho = 1000 \text{ kg/m}^3$   
 Phantom section: Flat Section

DASY5 Configuration:

- Probe: ET3DV6 - SN1605; ConvF(5.01, 5.01, 5.01); Calibrated: 2015-04-27;
- Sensor-Surface: 4mm (Mechanical Surface Detection)
- Electronics: DAE3 Sn466; Calibrated: 2015-02-24
- Phantom: SAM
- Measurement SW: DASY52, Version 52.8 (8);

**1900MHz Head Verification/Area Scan (7x7x1):** Measurement grid:  $dx=15\text{mm}$ ,  $dy=15\text{mm}$   
 Maximum value of SAR (measured) = 4.65 W/kg

**1900MHz Head Verification/Zoom Scan (5x5x7)/Cube 0:** Measurement grid:  $dx=8\text{mm}$ ,  $dy=8\text{mm}$ ,  $dz=5\text{mm}$   
 Reference Value = 61.31 V/m; Power Drift = -0.01 dB  
 Peak SAR (extrapolated) = 7.48 W/kg  
**SAR(1 g) = 4.19 W/kg; SAR(10 g) = 2.13 W/kg**  
 Maximum value of SAR (measured) = 4.68 W/kg



■ **Verification Data (1900 MHz Body)**

Test Laboratory: HCT CO., LTD  
Input Power 100 mW (20 dBm)  
Liquid Temp: 19.7 °C  
Test Date: 02/03/2016

**DUT: Dipole 1900 MHz; Type: D1900V2**

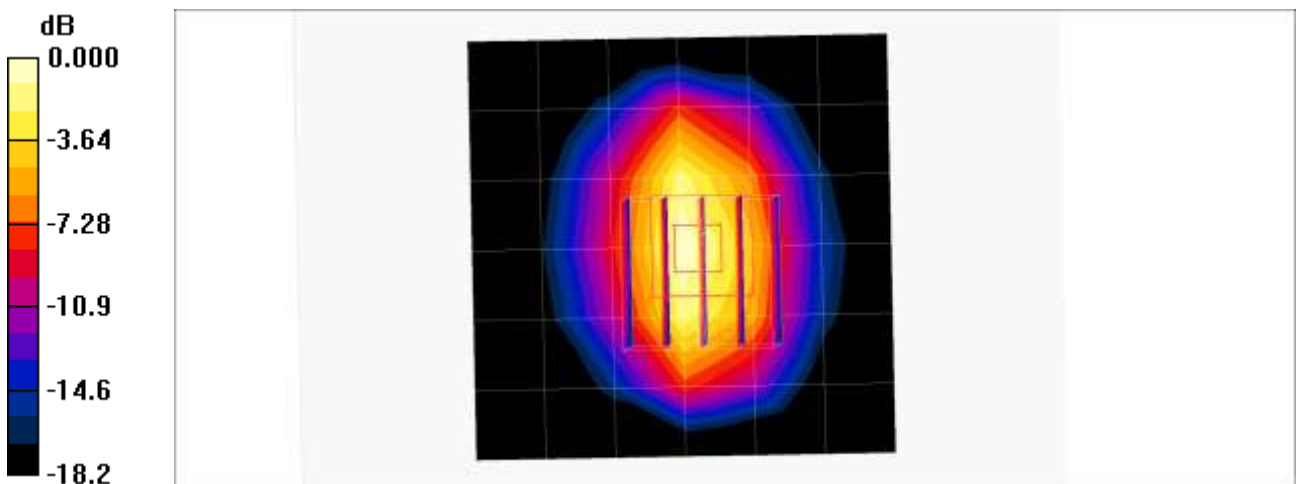
Communication System: CW; Frequency: 1900 MHz; Duty Cycle: 1:1  
Medium parameters used:  $f = 1900 \text{ MHz}$ ;  $\sigma = 1.55 \text{ mho/m}$ ;  $\epsilon_r = 54$ ;  $\rho = 1000 \text{ kg/m}^3$   
Phantom section: Center Section

DASY4 Configuration:

- Probe: EX3DV4 - SN3968; ConvF(7.6, 7.6, 7.6); Calibrated: 2015-06-18
- Sensor-Surface: 2mm (Mechanical Surface Detection)
- Electronics: DAE4 Sn1225; Calibrated: 2015-03-18
- Phantom: Triple Flat Phantom
- Measurement SW: DASY4, V4.7 Build 80
- Postprocessing SW: SEMCAD, V1.8 Build 186

**1900MHz Body Verification/Area Scan (7x7x1):** Measurement grid:  $dx=15\text{mm}$ ,  $dy=15\text{mm}$   
Maximum value of SAR (measured) = 5.45 mW/g

**1900MHz Body Verification/Zoom Scan (5x5x7)/Cube 0:** Measurement grid:  $dx=8\text{mm}$ ,  $dy=8\text{mm}$ ,  $dz=5\text{mm}$   
Reference Value = 60.7 V/m; Power Drift = -0.131 dB  
Peak SAR (extrapolated) = 7.15 W/kg  
**SAR(1 g) = 4.11 mW/g; SAR(10 g) = 2.19 mW/g**  
Maximum value of SAR (measured) = 5.72 mW/g



0 dB = 5.72mW/g

**■ Verification Data (2 450 MHz Head)**

Test Laboratory: HCT CO., LTD  
 Input Power 100 mW (20 dBm)  
 Liquid Temp: 21.9 °C  
 Test Date: 02/15/2016

**DUT: Dipole 2450 MHz D2450V2; Type: D2450V2**

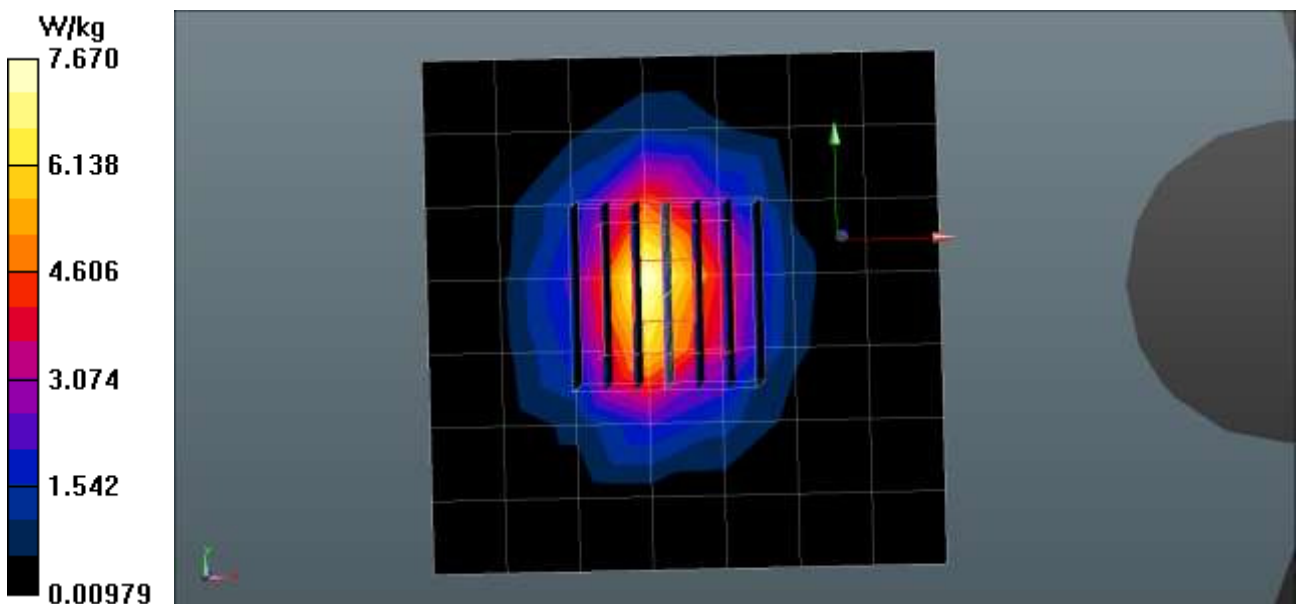
Communication System: UID 0, CW; Frequency: 2450 MHz; Duty Cycle: 1:1  
 Medium parameters used:  $f = 2450$  MHz;  $\sigma = 1.816$  S/m;  $\epsilon_r = 40.263$ ;  $\rho = 1000$  kg/m<sup>3</sup>  
 Phantom section: Flat Section

DASY5 Configuration:

- Probe: EX3DV4 - SN3903; ConvF(7.35, 7.35, 7.35); Calibrated: 2015-09-28;
- Sensor-Surface: 2mm (Mechanical Surface Detection)
- Electronics: DAE4 Sn652; Calibrated: 2016-01-22
- Phantom: SAM
- Measurement SW: DASY52, Version 52.8 (8);

**2450MHz Head Verification/Area Scan (8x8x1):** Measurement grid: dx=12mm, dy=12mm  
 Maximum value of SAR (measured) = 7.67 W/kg

**2450MHz Head Verification/Zoom Scan (7x7x7)/Cube 0:** Measurement grid: dx=5mm, dy=5mm, dz=5mm  
 Reference Value = 67.44 V/m; Power Drift = 0.04 dB  
 Peak SAR (extrapolated) = 11.2 W/kg  
**SAR(1 g) = 5.14 W/kg; SAR(10 g) = 2.34 W/kg**  
 Maximum value of SAR (measured) = 8.04 W/kg





## **Verification Data (2 450 MHz Body)**

Test Laboratory: HCT CO., LTD  
Input Power: 100 mW (20 dBm)  
Liquid Temp: 21.0 °C  
Test Date: 02/19/2016

### **DUT: Dipole 2450 MHz; Type: D2450V2**


Communication System: CW; Frequency: 2450 MHz; Duty Cycle: 1:1  
Medium parameters used:  $f = 2450$  MHz;  $\sigma = 1.99$  mho/m;  $\epsilon_r = 53$ ;  $\rho = 1000$  kg/m<sup>3</sup>  
Phantom section: Center Section

#### DASY4 Configuration:

- Probe: EX3DV4 - SN3968; ConvF(7.25, 7.25, 7.25); Calibrated: 2015-06-18
- Sensor-Surface: 2mm (Mechanical Surface Detection)
- Electronics: DAE4 Sn1225; Calibrated: 2015-03-18
- Phantom: Triple Flat Phantom
- Measurement SW: DASY4, V4.7 Build 80
- Postprocessing SW: SEMCAD, V1.8 Build 186

**2450MHz Body Verification/Area Scan (81x81x1):** Measurement grid: dx=12mm, dy=12mm  
Maximum value of SAR (interpolated) = 8.02 mW/g

**2450MHz Body Verification/Zoom Scan (7x7x7)/Cube 0:** Measurement grid: dx=5mm, dy=5mm, dz=5mm  
Reference Value = 64.2 V/m; Power Drift = 0.008 dB  
Peak SAR (extrapolated) = 10.9 W/kg  
**SAR(1 g) = 5.28 mW/g; SAR(10 g) = 2.45 mW/g**  
Maximum value of SAR (measured) = 8.05 mW/g



## ■ Verification Data (2600 MHz Head)

Test Laboratory: HCT CO., LTD  
 Input Power: 100 mW (20 dBm)  
 Liquid Temp: 19.7 °C  
 Test Date: 01/29/2016

### DUT: Dipole 2600 MHz D2600V2; Type: D2600V2

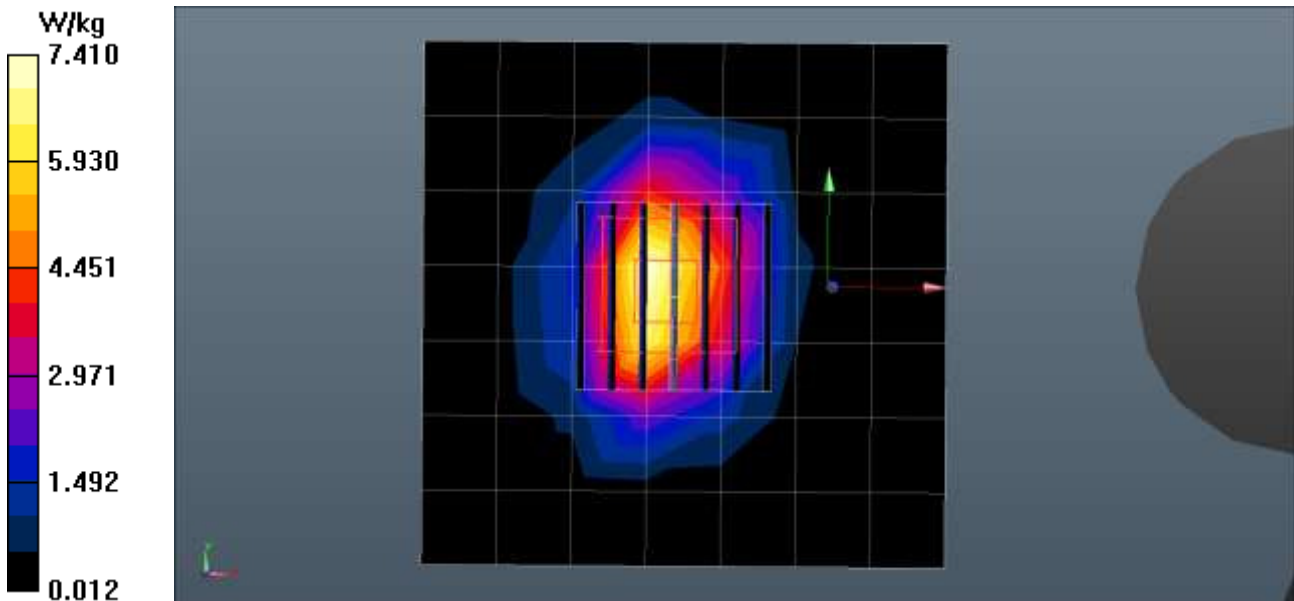
Communication System: UID 0, CW (0); Frequency: 2600 MHz; Duty Cycle: 1:1  
 Medium parameters used:  $f = 2600$  MHz;  $\sigma = 2.024$  S/m;  $\epsilon_r = 39.013$ ;  $\rho = 1000$  kg/m<sup>3</sup>  
 Phantom section: Flat Section

#### DASY5 Configuration:

- Probe: EX3DV4 - SN3903; ConvF(7.09, 7.09, 7.09); Calibrated: 2015-09-28;
- Sensor-Surface: 2mm (Mechanical Surface Detection)
- Electronics: DAE3 Sn466; Calibrated: 2015-02-24
- Phantom: SAM
- Measurement SW: DASY52, Version 52.8 (8);

**2600MHz Head Verification/Area Scan (8x8x1):** Measurement grid: dx=12mm, dy=12mm  
 Maximum value of SAR (measured) = 7.41 W/kg

**2600MHz Head Verification/Zoom Scan (7x7x7)/Cube 0:** Measurement grid: dx=5mm, dy=5mm, dz=5mm  
 Reference Value = 56.13 V/m; Power Drift = 0.05 dB  
 Peak SAR (extrapolated) = 11.3 W/kg  
**SAR(1 g) = 5.54 W/kg; SAR(10 g) = 2.57 W/kg**  
 Maximum value of SAR (measured) = 8.44 W/kg



**Verification Data (2 600 MHz Body)**

Test Laboratory: HCT CO., LTD  
 Input Power: 100 mW (20 dBm)  
 Liquid Temp: 19.9 °C  
 Test Date: 02/02/2016

**DUT: Dipole 2600 MHz; Type: D2600V2**


Communication System: CW; Frequency: 2600 MHz; Duty Cycle: 1:1  
 Medium parameters used:  $f = 2600 \text{ MHz}$ ;  $\sigma = 2.16 \text{ mho/m}$ ;  $\epsilon_r = 52.2$ ;  $\rho = 1000 \text{ kg/m}^3$   
 Phantom section: Center Section

DASY4 Configuration:

- Probe: EX3DV4 - SN3968; ConvF(7.1, 7.1, 7.1); Calibrated: 2015-06-18
- Sensor-Surface: 2mm (Mechanical Surface Detection)
- Electronics: DAE4 Sn1225; Calibrated: 2015-03-18
- Phantom: Triple Flat Phantom
- Measurement SW: DASY4, V4.7 Build 80
- Postprocessing SW: SEMCAD, V1.8 Build 186

**2600MHz Body Verification/Area Scan (81x81x1):** Measurement grid:  $dx=12\text{mm}$ ,  $dy=12\text{mm}$   
 Maximum value of SAR (interpolated) = 8.95 mW/g

**2600MHz Body Verification/Zoom Scan (7x7x7)/Cube 0:** Measurement grid:  $dx=5\text{mm}$ ,  $dy=5\text{mm}$ ,  $dz=5\text{mm}$   
 Reference Value = 47.2 V/m; Power Drift = -0.104 dB  
 Peak SAR (extrapolated) = 12.3 W/kg  
**SAR(1 g) = 5.58 mW/g; SAR(10 g) = 2.49 mW/g**  
 Maximum value of SAR (measured) = 8.81 mW/g



0 dB = 8.81mW/g

**■ Verification Data (5.25 GHz Head)**

Test Laboratory: HCT CO., LTD  
 Input Power 100 mW (20 dBm)  
 Liquid Temp: 21.5 °C  
 Test Date: 02/18/2016

**DUT: Dipole D5GHzV2; Type: D5GHzV2**

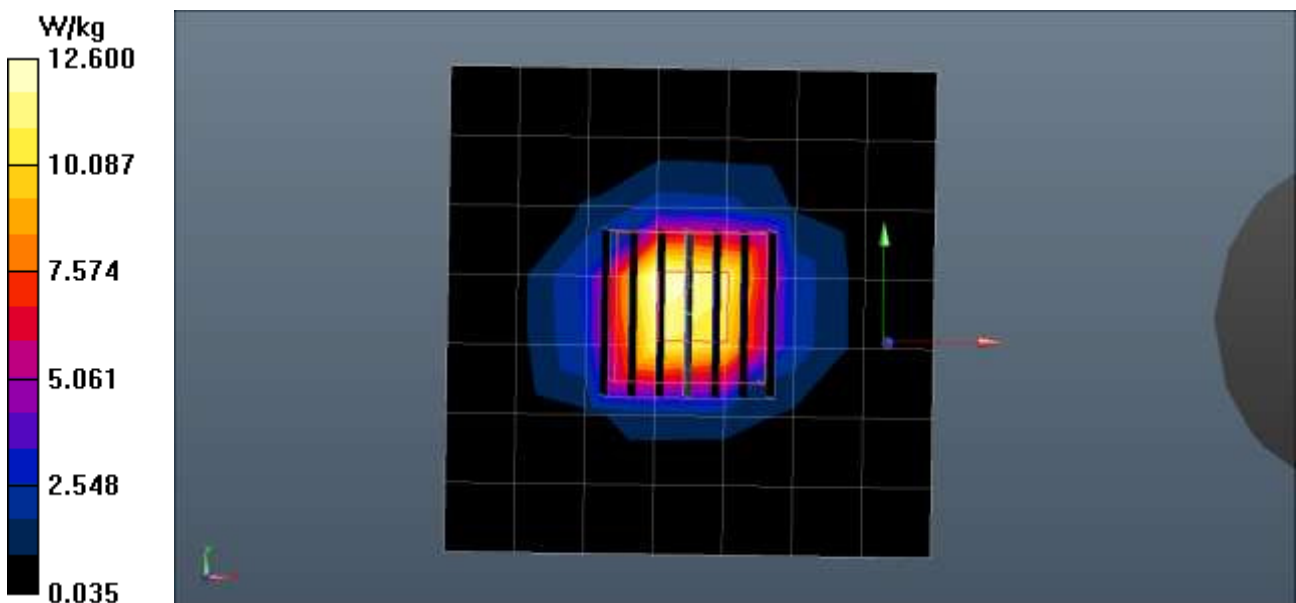
Communication System: UID 0, CW (0); Frequency: 5250 MHz; Duty Cycle: 1:1  
 Medium parameters used:  $f = 5250$  MHz;  $\sigma = 4.577$  S/m;  $\epsilon_r = 34.852$ ;  $\rho = 1000$  kg/m<sup>3</sup>  
 Phantom section: Flat Section

DASY5 Configuration:

- Probe: EX3DV4 - SN3903; ConvF(5.28, 5.28, 5.28); Calibrated: 2015-09-28;
- Sensor-Surface: 1.4mm (Mechanical Surface Detection)
- Electronics: DAE4 Sn652; Calibrated: 2016-01-22
- Phantom: SAM
- Measurement SW: DASY52, Version 52.8 (8);

**Verification 5.2GHz Head/Area Scan (8x8x1):** Measurement grid: dx=10mm, dy=10mm  
 Maximum value of SAR (measured) = 12.6 W/kg

**Verification 5.2GHz Head/Zoom Scan (7x7x7)/Cube 0:** Measurement grid: dx=4mm, dy=4mm, dz=1.4mm  
 Reference Value = 73.59 V/m; Power Drift = 0.02 dB  
 Peak SAR (extrapolated) = 32.4 W/kg  
**SAR(1 g) = 8.01 W/kg; SAR(10 g) = 2.32 W/kg** (SAR corrected for target medium)  
 Maximum value of SAR (measured) = 20.2 W/kg



■ **Verification Data (5.25 GHz Body)**

Test Laboratory: HCT CO., LTD  
 Input Power 100 mW (20 dBm)  
 Liquid Temp: 20.3 °C  
 Test Date: 02/18/2016

**DUT: Dipole 5GHz; Type: D5000V2**

Communication System: CW; Frequency: 5250 MHz; Duty Cycle: 1:1  
 Medium parameters used:  $f = 5250$  MHz;  $\sigma = 5.24$  mho/m;  $\epsilon_r = 48.2$ ;  $\rho = 1000$  kg/m<sup>3</sup>  
 Phantom section: Center Section

DASY4 Configuration:

- Probe: EX3DV4 - SN3968; ConvF(4.71, 4.71, 4.71); Calibrated: 2015-06-18
- Sensor-Surface: 1.4mm (Mechanical Surface Detection)
- Electronics: DAE4 Sn1225; Calibrated: 2015-03-18
- Phantom: Triple Flat Phantom
- Measurement SW: DASY4, V4.7 Build 80
- Postprocessing SW: SEMCAD, V1.8 Build 186

**5250MHz Body Verification/Area Scan (61x81x1):** Measurement grid: dx=10mm, dy=10mm  
 Maximum value of SAR (interpolated) = 19.8 mW/g

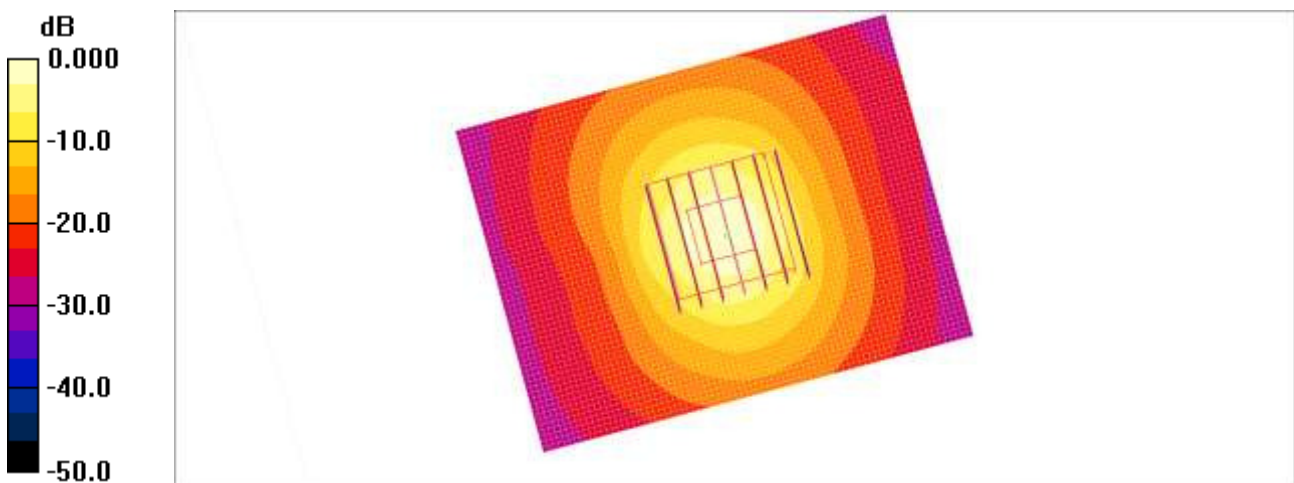
**5250MHz Body Verification/Zoom Scan (7x7x7)/Cube 0:** Measurement grid: dx=4mm, dy=4mm, dz=1.4mm

Reference Value = 68.3 V/m; Power Drift = 0.024 dB

Peak SAR (extrapolated) = 33.3 W/kg

**SAR(1 g) = 7.4 mW/g; SAR(10 g) = 2.07 mW/g**

Maximum value of SAR (measured) = 19.6 mW/g



0 dB = 19.6mW/g

## ■ Verification Data (5.6 GHz Head)

Test Laboratory: HCT CO., LTD  
 Input Power 100 mW (20 dBm)  
 Liquid Temp: 21.5 °C  
 Test Date: 02/18/2016

### DUT: Dipole D5GHzV2; Type: D5GHzV2

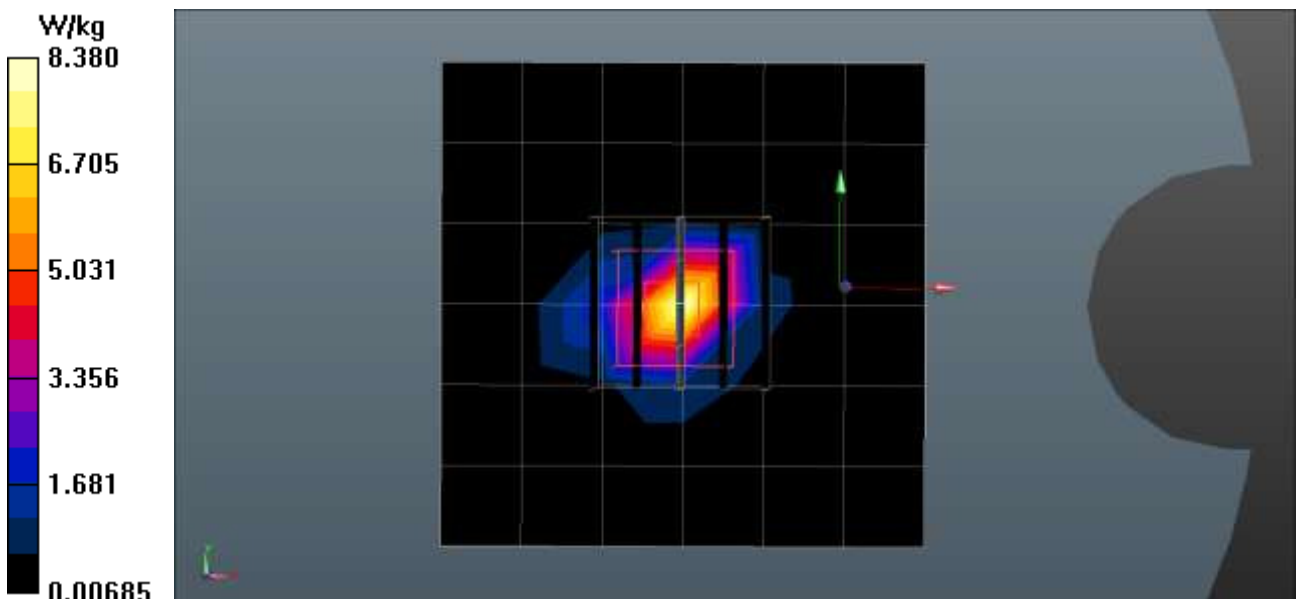
Communication System: UID 0, CW (0); Frequency: 5600 MHz; Duty Cycle: 1:1  
 Medium parameters used:  $f = 5600$  MHz;  $\sigma = 5.229$  S/m;  $\epsilon_r = 35.671$ ;  $\rho = 1000$  kg/m<sup>3</sup>  
 Phantom section: Flat Section

#### DASY5 Configuration:

- Probe: EX3DV4 - SN3903; ConvF(4.7, 4.7, 4.7); Calibrated: 2015-09-28;
- Sensor-Surface: 4mm (Mechanical Surface Detection), Sensor-Surface: 2.7mm (Mechanical Surface Detection)
- Electronics: DAE4 Sn652; Calibrated: 2016-01-22
- Phantom: SAM
- Measurement SW: DASY52, Version 52.8 (8);

**5600MHz Validation/Area Scan (7x7x1):** Measurement grid: dx=15mm, dy=15mm  
 Maximum value of SAR (measured) = 8.38 W/kg

**5600MHz Validation/Zoom Scan (5x5x7)/Cube 0:** Measurement grid: dx=8mm, dy=8mm, dz=5mm  
 Reference Value = 41.05 V/m; Power Drift = 0.03 dB  
 Peak SAR (extrapolated) = 43.6 W/kg  
**SAR(1 g) = 8.35 W/kg; SAR(10 g) = 2.33 W/kg**  
 Maximum value of SAR (measured) = 13.1 W/kg



**■ Verification Data (5.6 GHz Body)**

Test Laboratory: HCT CO., LTD  
 Input Power 100 mW (20 dBm)  
 Liquid Temp: 20.3 °C  
 Test Date: 02/18/2016

**DUT: Dipole 5GHz; Type: D5000V2**

Communication System: CW; Frequency: 5600 MHz; Duty Cycle: 1:1  
 Medium parameters used:  $f = 5600$  MHz;  $\sigma = 5.85$  mho/m;  $\epsilon_r = 47.2$ ;  $\rho = 1000$  kg/m<sup>3</sup>  
 Phantom section: Center Section

DASY4 Configuration:

- Probe: EX3DV4 - SN3968; ConvF(3.93, 3.93, 3.93); Calibrated: 2015-06-18
- Sensor-Surface: 1.4mm (Mechanical Surface Detection)
- Electronics: DAE4 Sn1225; Calibrated: 2015-03-18
- Phantom: Triple Flat Phantom 5.1C\_20120905; Type: QD 000 P51 CA
- Measurement SW: DASY4, V4.7 Build 80
- Postprocessing SW: SEMCAD, V1.8 Build 186

**5600MHz Body Verification/Area Scan (61x81x1):** Measurement grid: dx=10mm, dy=10mm  
 Maximum value of SAR (interpolated) = 21.1 mW/g

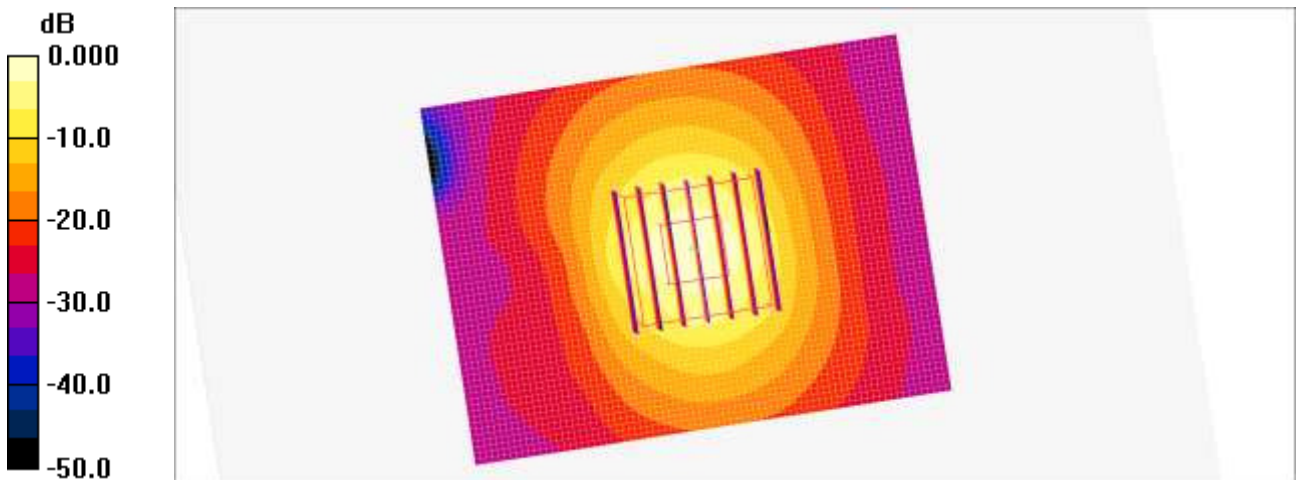
**5600MHz Body Verification/Zoom Scan (7x7x7)/Cube 0:** Measurement grid: dx=4mm, dy=4mm, dz=1.4mm

Reference Value = 67.3 V/m; Power Drift = 0.016 dB

Peak SAR (extrapolated) = 38.2 W/kg

**SAR(1 g) = 7.88 mW/g; SAR(10 g) = 2.18 mW/g**

Maximum value of SAR (measured) = 21.7 mW/g



0 dB = 21.7mW/g

## ■ Verification Data (5.75 GHz Head)

Test Laboratory: HCT CO., LTD  
 Input Power 100 mW (20 dBm)  
 Liquid Temp: 21.5 °C  
 Test Date: 02/18/2016

### DUT: Dipole D5GHzV2; Type: D5GHzV2

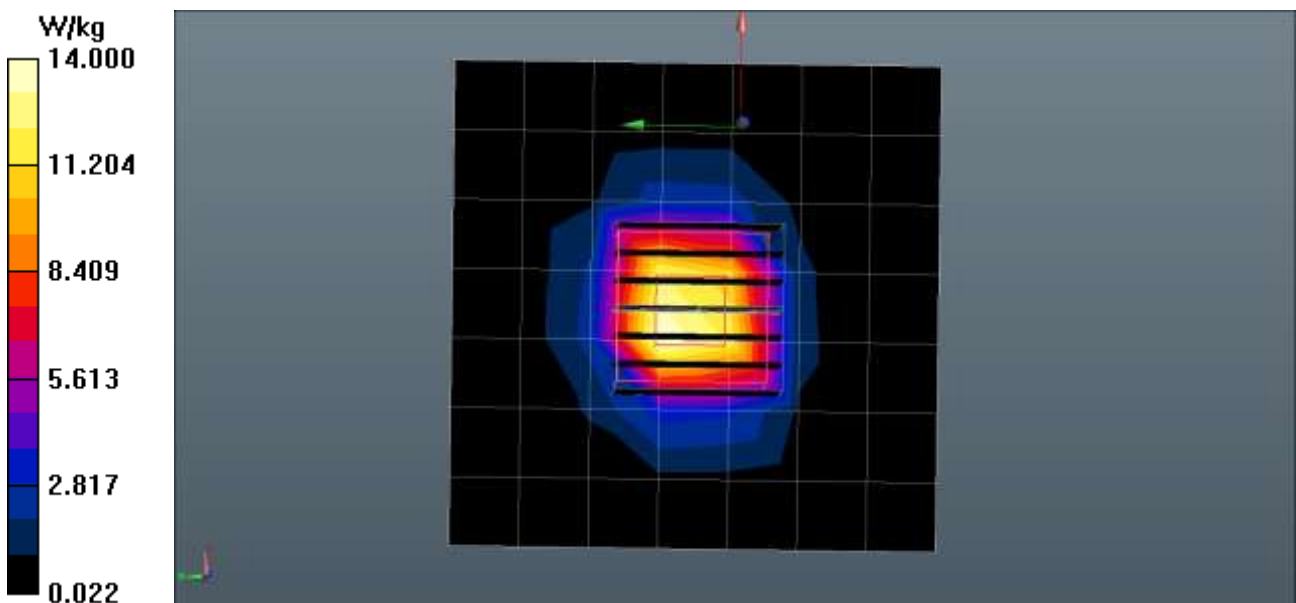
Communication System: UID 0, CW (0); Frequency: 5750 MHz; Duty Cycle: 1:1  
 Medium parameters used:  $f = 5750$  MHz;  $\sigma = 5.437$  S/m;  $\epsilon_r = 36.442$ ;  $\rho = 1000$  kg/m<sup>3</sup>  
 Phantom section: Flat Section

#### DASY5 Configuration:

- Probe: EX3DV4 - SN3903; ConvF(4.6, 4.6, 4.6); Calibrated: 2015-09-28;
- Sensor-Surface: 1.4mm (Mechanical Surface Detection)
- Electronics: DAE4 Sn652; Calibrated: 2016-01-22
- Phantom: SAM
- Measurement SW: DASY52, Version 52.8 (8);

**Verification 5.8GHz Head/Area Scan (8x8x1):** Measurement grid: dx=10mm, dy=10mm  
 Maximum value of SAR (measured) = 14.0 W/kg

**Verification 5.8GHz Head/Zoom Scan (7x7x7)/Cube 0:** Measurement grid: dx=4mm, dy=4mm, dz=1.4mm  
 Reference Value = 71.40 V/m; Power Drift = 0.03 dB  
 Peak SAR (extrapolated) = 39.2 W/kg  
**SAR(1 g) = 8.24 W/kg; SAR(10 g) = 2.34 W/kg** (SAR corrected for target medium)  
 Maximum value of SAR (measured) = 22.1 W/kg





■ **Verification Data (5.75 GHz Body)**

Test Laboratory: HCT CO., LTD  
 Input Power 100 mW (20 dBm)  
 Liquid Temp: 20.3 °C  
 Test Date: 02/18/2016

**DUT: Dipole 5GHz; Type: D5000V2**

Communication System: CW; Frequency: 5750 MHz; Duty Cycle: 1:1  
 Medium parameters used:  $f = 5750$  MHz;  $\sigma = 6.08$  mho/m;  $\epsilon_r = 46.8$ ;  $\rho = 1000$  kg/m<sup>3</sup>  
 Phantom section: Center Section

DASY4 Configuration:

- Probe: EX3DV4 - SN3968; ConvF(4.27, 4.27, 4.27); Calibrated: 2015-06-18
- Sensor-Surface: 1.4mm (Mechanical Surface Detection)
- Electronics: DAE4 Sn1225; Calibrated: 2015-03-18
- Phantom: Triple Flat Phantom
- Measurement SW: DASY4, V4.7 Build 80
- Postprocessing SW: SEMCAD, V1.8 Build 186

**5750MHz Body Verification/Area Scan (61x81x1):** Measurement grid: dx=10mm, dy=10mm  
 Maximum value of SAR (interpolated) = 20.1 mW/g


**5750MHz Body Verification/Zoom Scan (7x7x7)/Cube 0:** Measurement grid: dx=4mm, dy=4mm, dz=1.4mm

Reference Value = 66.3 V/m; Power Drift = -0.055 dB

Peak SAR (extrapolated) = 37.5 W/kg

**SAR(1 g) = 7.57 mW/g; SAR(10 g) = 2.12 mW/g**

Maximum value of SAR (measured) = 20.6 mW/g



0 dB = 20.6mW/g