



## MEASUREMENT REPORT FCC Part 22, 24, & 27 LTE

**Applicant Name:**  
LG Electronics MobileComm U.S.A  
1000 Sylvan Avenue  
Englewood Cliffs, NJ 07632  
United States

**Date of Testing:**  
1/21 - 2/12/16  
**Test Site/Location:**  
PCTEST Lab., Columbia, MD, USA  
**Test Report Serial No.:**  
0Y1601190139.ZNF

<b>FCC ID :</b>	<b>ZNFH830</b>
<b>APPLICANT:</b>	<b>LG ELECTRONICS MOBILECOMM U.S.A</b>

**Application Type:** Certification  
**FCC Classification:** PCS Licensed Transmitter Held to Ear (PCE)  
**FCC Rule Part(s):** §2; §22; §24; §27  
**Test Procedure(s):** ANSI/TIA-603-C-2004, KDB 971168 v02r02  
**EUT Type:** Portable Handset  
**Model(s):** LG-H830, LGH830, H830  
**Test Device Serial No.:** *identical prototype* [S/N: 2B60W, 2B60X, 2B610, 2B613]

Mode	Tx Frequency (MHz)	Emission Designator	Modulation	ERP/EIRP	
				Max. Power (W)	Max. Power (dBm)
LTE Band 12	699.7 - 715.3	1M11G7D	QPSK	0.068	18.30
LTE Band 12	699.7 - 715.3	1M13W7D	16QAM	0.056	17.49
LTE Band 12	700.5 - 714.5	2M73G7D	QPSK	0.082	19.14
LTE Band 12	700.5 - 714.5	2M73W7D	16QAM	0.066	18.18
LTE Band 12	701.5 - 713.5	4M54G7D	QPSK	0.077	18.87
LTE Band 12	701.5 - 713.5	4M52W7D	16QAM	0.066	18.20
LTE Band 12	704 - 711	9M00G7D	QPSK	0.071	18.54
LTE Band 12	704 - 711	9M01W7D	16QAM	0.061	17.84
LTE Band 5	824.7 - 848.3	1M11G7D	QPSK	0.147	21.67
LTE Band 5	824.7 - 848.3	1M11W7D	16QAM	0.121	20.83
LTE Band 5	825.5 - 847.5	2M72G7D	QPSK	0.183	22.63
LTE Band 5	825.5 - 847.5	2M72W7D	16QAM	0.157	21.97
LTE Band 5	826.5 - 846.5	4M54G7D	QPSK	0.152	21.83
LTE Band 5	826.5 - 846.5	4M52W7D	16QAM	0.146	21.65
LTE Band 5	829 - 844	8M98G7D	QPSK	0.161	22.07
LTE Band 5	829 - 844	9M00W7D	16QAM	0.150	21.77
LTE Band 4	1710.7 - 1754.3	1M11G7D	QPSK	0.235	23.71
LTE Band 4	1710.7 - 1754.3	1M12W7D	16QAM	0.192	22.83
LTE Band 4	1711.5 - 1753.5	2M72G7D	QPSK	0.262	24.19
LTE Band 4	1711.5 - 1753.5	2M73W7D	16QAM	0.222	23.46
LTE Band 4	1712.5 - 1752.5	4M53G7D	QPSK	0.253	24.04
LTE Band 4	1712.5 - 1752.5	4M51W7D	16QAM	0.217	23.37
LTE Band 4	1715 - 1750	8M97G7D	QPSK	0.265	24.23
LTE Band 4	1715 - 1750	8M98W7D	16QAM	0.215	23.32
LTE Band 4	1717.5 - 1747.5	13M5G7D	QPSK	0.354	25.49
LTE Band 4	1717.5 - 1747.5	13M5W7D	16QAM	0.292	24.65
LTE Band 4	1720 - 1745	18M0G7D	QPSK	0.289	24.60
LTE Band 4	1720 - 1745	18M0W7D	16QAM	0.237	23.74
LTE Band 2	1850.7 - 1909.3	1M10G7D	QPSK	0.264	24.22
LTE Band 2	1850.7 - 1909.3	1M11W7D	16QAM	0.218	23.39
LTE Band 2	1851.5 - 1908.5	2M73G7D	QPSK	0.285	24.55
LTE Band 2	1851.5 - 1908.5	2M72W7D	16QAM	0.243	23.86
LTE Band 2	1852.5 - 1907.5	4M53G7D	QPSK	0.304	24.83
LTE Band 2	1852.5 - 1907.5	4M51W7D	16QAM	0.255	24.06
LTE Band 2	1855 - 1905	8M98G7D	QPSK	0.299	24.76
LTE Band 2	1855 - 1905	8M99W7D	16QAM	0.246	23.91
LTE Band 2	1857.5 - 1902.5	13M5G7D	QPSK	0.372	25.70
LTE Band 2	1857.5 - 1902.5	13M5W7D	16QAM	0.300	24.77
LTE Band 2	1860 - 1900	18M0G7D	QPSK	0.259	24.13
LTE Band 2	1860 - 1900	17M9W7D	16QAM	0.219	23.40

This equipment has been shown to be capable of compliance with the applicable technical standards as indicated in the measurement report and was tested in accordance with the measurement procedures specified in §2.947. Test results reported herein relate only to the item(s) tested.

I attest to the accuracy of data. All measurements reported herein were performed by me or were made under my supervision and are correct to the best of my knowledge and belief. I assume full responsibility for the completeness of these measurements and vouch for the qualifications of all persons taking them.

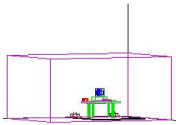



<b>FCC ID:</b> ZNFH830	 <b>FCC Pt. 22, 24, &amp; 27 LTE MEASUREMENT REPORT (CERTIFICATION)</b>	 <b>LG</b>	<b>Reviewed by:</b> Quality Manager
<b>Test Report S/N:</b> 0Y1601190139.ZNF	<b>Test Dates:</b> 1/21 - 2/12/16	<b>EUT Type:</b> Portable Handset	Page 1 of 130

# T A B L E O F C O N T E N T S


FCC PART 22, 24, & 27 MEASUREMENT REPORT .....		3
1.0 INTRODUCTION .....		4
1.1 Scope.....		4
1.2 Testing Facility .....		4
2.0 PRODUCT INFORMATION.....		5
2.1 Equipment Description .....		5
2.2 Device Capabilities .....		5
2.3 Test Configuration.....		5
2.4 EMI Suppression Device(s)/Modifications.....		5
3.0 DESCRIPTION OF TESTS .....		6
3.1 Measurement Procedure.....		6
3.2 Block A Frequency Range .....		6
3.3 Cellular - Base Frequency Blocks .....		6
3.4 Cellular - Mobile Frequency Blocks.....		6
3.5 PCS - Base Frequency Blocks .....		7
3.6 PCS - Mobile Frequency Blocks .....		7
3.7 AWS - Base Frequency Blocks .....		7
3.8 AWS - Mobile Frequency Blocks.....		7
3.9 Radiated Power and Radiated Spurious Emissions.....		8
4.0 MEASUREMENT UNCERTAINTY .....		9
5.0 TEST EQUIPMENT CALIBRATION DATA .....		10
6.0 SAMPLE CALCULATIONS .....		11
7.0 TEST RESULTS .....		12
7.1 Summary.....		12
7.2 Occupied Bandwidth .....		13
7.3 Spurious and Harmonic Emissions at Antenna Terminal .....		34
7.4 Band Edge Emissions at Antenna Terminal.....		53
7.5 Peak-Average Ratio .....		94
7.6 Radiated Power (ERP/EIRP) .....		101
7.7 Radiated Spurious Emissions Measurements.....		111
7.8 Frequency Stability / Temperature Variation .....		121
8.0 CONCLUSION.....		130

<b>FCC ID:</b> ZNFH830	 <small>ENGINEERING LABORATORY, INC.</small>	<b>FCC Pt. 22, 24, &amp; 27 LTE MEASUREMENT REPORT (CERTIFICATION)</b>	 <b>LG</b>	<b>Reviewed by:</b> Quality Manager
<b>Test Report S/N:</b> 0Y1601190139.ZNF	<b>Test Dates:</b> 1/21 - 2/12/16	<b>EUT Type:</b> Portable Handset		Page 2 of 130



# MEASUREMENT REPORT

## FCC Part 22, 24, & 27





### §2.1033 General Information

**APPLICANT:** LG Electronics MobileComm U.S.A  
**APPLICANT ADDRESS:** 1000 Sylvan Avenue  
 Englewood Cliffs, NJ 07632, United States  
**TEST SITE:** PCTEST ENGINEERING LABORATORY, INC.  
**TEST SITE ADDRESS:** 7185 Oakland Mills Road, Columbia, MD 21045 USA  
**FCC RULE PART(S):** §2; §22; §24; §27  
**BASE MODEL:** LG-H830  
**FCC ID:** ZNFH830  
**FCC CLASSIFICATION:** PCS Licensed Transmitter Held to Ear (PCE)  
**FREQUENCY TOLERANCE:** ±0.00025 % (2.5 ppm)  
**Test Device Serial No.:** 2B60W, 2B60X, 2B610,  Production  Pre-Production  Engineering  
 2B613  
**DATE(S) OF TEST:** 1/21 - 2/12/16  
**TEST REPORT S/N:** 0Y1601190139.ZNF

### Test Facility / Accreditations

Measurements were performed at PCTEST Engineering Lab located in Columbia, MD 21046, U.S.A.

- PCTEST facility is an FCC registered (PCTEST Reg. No. 159966) test facility with the site description report on file and has met all the requirements specified in Section 2.948 of the FCC Rules and Industry Canada (2451B-1).
- PCTEST Lab is accredited to ISO 17025 by U.S. National Institute of Standards and Technology (NIST) under the National Voluntary Laboratory Accreditation Program (NVLAP Lab code: 100431-0) in EMC, FCC and Telecommunications.
- PCTEST Lab is accredited to ISO 17025-2005 by the American Association for Laboratory Accreditation (A2LA) in Specific Absorption Rate (SAR) testing, Hearing Aid Compatibility (HAC) testing, CTIA Test Plans, and wireless testing for FCC and Industry Canada Rules.
- PCTEST Lab is a recognized U.S. Conformity Assessment Body (CAB) in EMC and R&TTE (n.b. 0982) under the U.S.-EU Mutual Recognition Agreement (MRA).
- PCTEST TCB is a Telecommunication Certification Body (TCB) accredited to ISO/IEC Guide 65 by the American National Standards Institute (ANSI) in all scopes of FCC Rules and Industry Canada Standards (RSS).
- PCTEST facility is an IC registered (2451B-1) test laboratory with the site description on file at Industry Canada.
- PCTEST is a CTIA Authorized Test Laboratory (CATL) for AMPS, CDMA, and EvDO wireless devices and for Over-the-Air (OTA) Antenna Performance testing for AMPS, CDMA, GSM, GPRS, EGPRS, UMTS (W-CDMA), CDMA 1xEVDO, and CDMA 1xRTT.



<b>FCC ID:</b> ZNFH830	 <b>FCC Pt. 22, 24, &amp; 27 LTE MEASUREMENT REPORT</b> <b>(CERTIFICATION)</b>			<b>Reviewed by:</b> Quality Manager
<b>Test Report S/N:</b> 0Y1601190139.ZNF	<b>Test Dates:</b> 1/21 - 2/12/16	<b>EUT Type:</b> Portable Handset		Page 3 of 130

# 1.0 INTRODUCTION

## 1.1 Scope

Measurement and determination of electromagnetic emissions (EME) of radio frequency devices including intentional and/or unintentional radiators for compliance with the technical rules and regulations of the Federal Communications Commission and the Industry Canada Certification and Engineering Bureau.

## 1.2 Testing Facility

The map below shows the location of the PCTEST LABORATORY, its proximity to the FCC Laboratory, the Columbia vicinity, the Baltimore-Washington Intern't'l (BWI) airport, the city of Baltimore and the Washington, DC area. (See Figure 1-1).

These measurement tests were conducted at the PCTEST Engineering Laboratory, Inc. facility located at 7185 Oakland Mills Road, Columbia, MD 21046. The site coordinates are 39° 10'23" N latitude and 76° 49'50" W longitude. The facility is 0.4 miles North of the FCC laboratory, and the ambient signal and ambient signal strength are approximately equal to those of the FCC laboratory. The detailed description of the measurement facility was found to be in compliance with the requirements of § 2.948 according to ANSI C63.4-2014 on January 22, 2015.

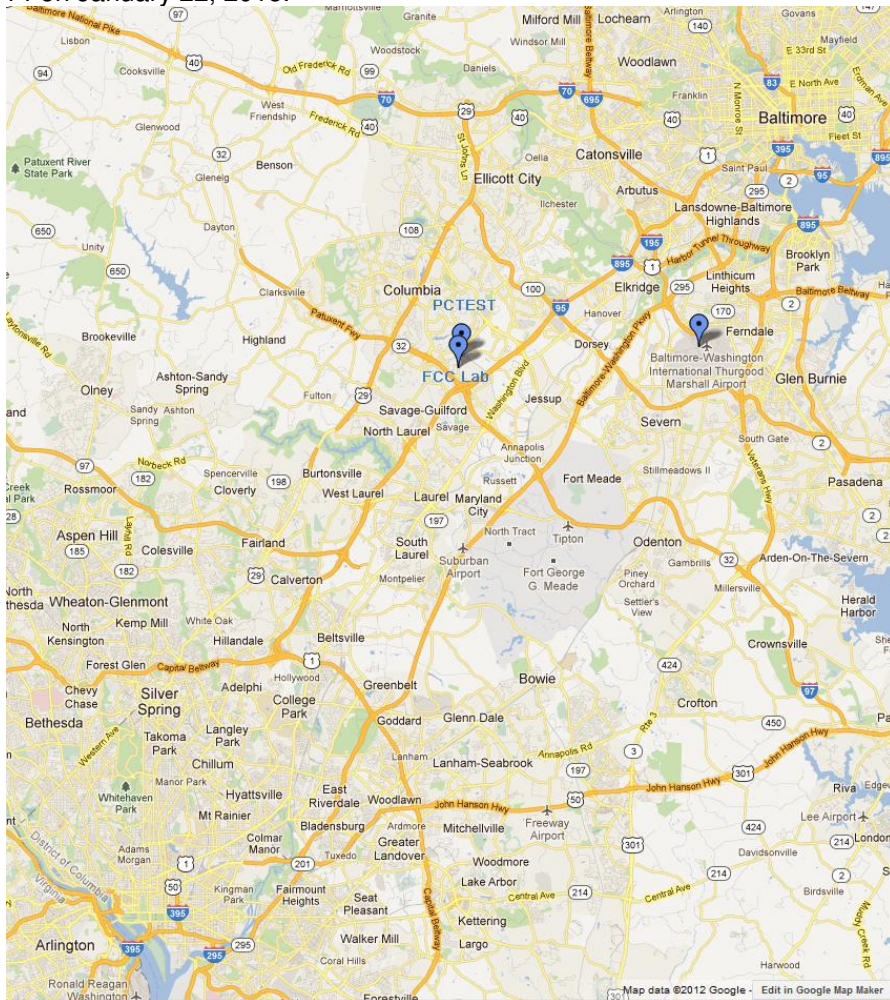


Figure 1-1. Map of the Greater Baltimore and Metropolitan Washington, D.C. area

FCC ID: ZNFH830	PCTEST ENGINEERING LABORATORY, INC.	FCC Pt. 22, 24, & 27 LTE MEASUREMENT REPORT (CERTIFICATION)	LG	Reviewed by: Quality Manager
Test Report S/N: 0Y1601190139.ZNF	Test Dates: 1/21 - 2/12/16	EUT Type: Portable Handset		Page 4 of 130

## 2.0 PRODUCT INFORMATION

### 2.1 Equipment Description

The Equipment Under Test (EUT) is the **LG Portable Handset FCC ID: ZNFH830**. The test data contained in this report pertains only to the emissions due to the EUT's LTE function.

For LTE Band 2 and Band 4, this device employs an antenna switching mechanism that allows the EUT's uplink transmission to switch entirely from the main antenna to the diversity antenna. Both antennas cannot transmit simultaneously so dual transmission conditions were not investigated. The diversity transmit antenna transmits at a lower power level than the main antenna. Test data for the diversity antenna's EIRP are reported herein.

This EUT supports a Camera Module Accessory (Model: CBG-700) that can be installed on the EUT. Additional ERP/EIRP and spurious emission measurements were performed with a Camera Module Accessory installed on the EUT to ensure compliance. The worst case radiated emissions data is reported herein.

### 2.2 Device Capabilities

This device contains the following capabilities:


850/1900 GSM/GPRS/EDGE, 850/1700/1900 WCDMA/HSPA, Multi-band LTE, 802.11b/g/n WLAN, 802.11a/n/ac UNII, Bluetooth (1x, EDR, LE), NFC

### 2.3 Test Configuration

The LG Portable Handset FCC ID: ZNFH830 was tested per the guidance of ANSI/TIA-603-C-2004 and KDB 971168 v02r02. See Section 7.0 of this test report for a description of the radiated and antenna port conducted emissions tests.

### 2.4 EMI Suppression Device(s)/Modifications

No EMI suppression device(s) were added and no modifications were made during testing.

FCC ID: ZNFH830	 <b>FCC Pt. 22, 24, &amp; 27 LTE MEASUREMENT REPORT (CERTIFICATION)</b>			<b>Reviewed by:</b> Quality Manager
<b>Test Report S/N:</b> 0Y1601190139.ZNF	<b>Test Dates:</b> 1/21 - 2/12/16	<b>EUT Type:</b> Portable Handset		Page 5 of 130



## 3.0 DESCRIPTION OF TESTS

### 3.1 Measurement Procedure

The measurement procedures described in the document titled “Land Mobile FM or PM – Communications Equipment – Measurements and Performance Standards” (ANSI/TIA-603-C-2004) and “Procedures for Compliance Measurement of the Fundamental Emission Power of Licensed Wideband (> 1 MHz) Digital Transmission Systems” (KDB 971168 v02r02) were used in the measurement of the **LG Portable Handset FCC ID: ZNFH830**.

### 3.2 Block A Frequency Range

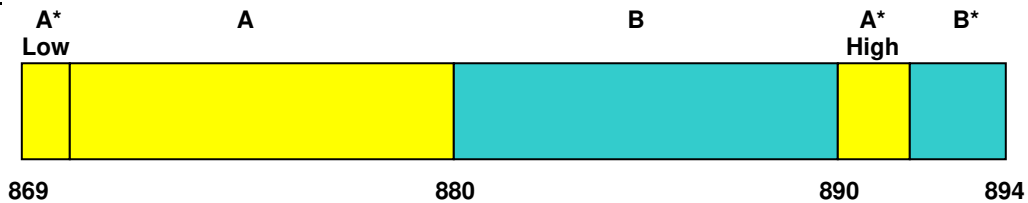
#### §27.5(c)

698-746 MHz band. The following frequencies are available for licensing pursuant to this part in the 698-746 MHz band: (1) Three paired channel blocks of 12 megahertz each are available for assignment as follows:

Block A: 698-704 MHz and 728-734 MHz;  
 Block B: 704-710 MHz and 734-740 MHz; and  
 Block C: 710-716 MHz and 740-746 MHz.

### 3.3 Cellular - Base Frequency Blocks

#### §22.905

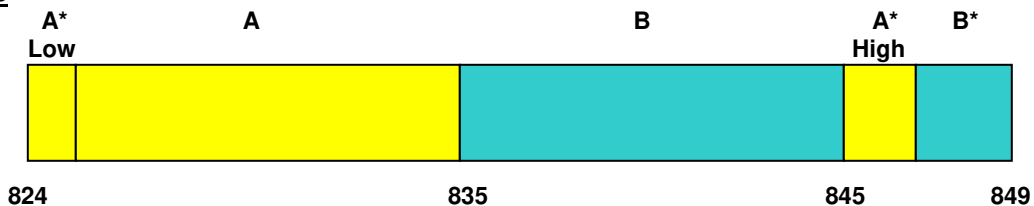


**BLOCK 1:** 869 – 880 MHz (A\* Low + A)  
**BLOCK 2:** 880 – 890 MHz (B)

**BLOCK 3:** 890 – 891.5 MHz (A\* High)  
**BLOCK 4:** 891.5 – 894 MHz (B\*)



### 3.4 Cellular - Mobile Frequency Blocks

#### §22.905



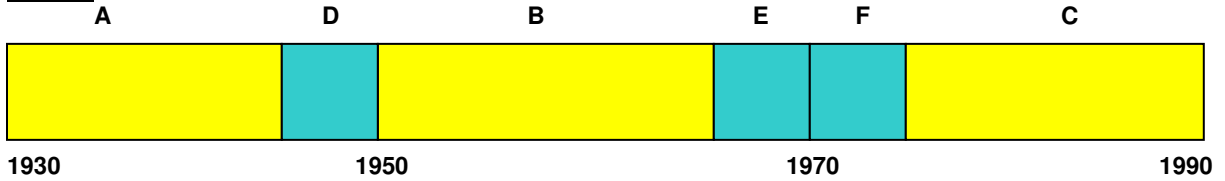
**BLOCK 1:** 824 – 835 MHz (A\* Low + A)  
**BLOCK 2:** 835 – 845 MHz (B)

**BLOCK 3:** 845 – 846.5 MHz (A\* High)  
**BLOCK 4:** 846.5 – 849 MHz (B\*)

FCC ID: ZNFH830		FCC Pt. 22, 24, & 27 LTE MEASUREMENT REPORT (CERTIFICATION)		Reviewed by: Quality Manager
Test Report S/N: 0Y1601190139.ZNF	Test Dates: 1/21 - 2/12/16	EUT Type: Portable Handset	Page 6 of 130	

### 3.5 PCS - Base Frequency Blocks

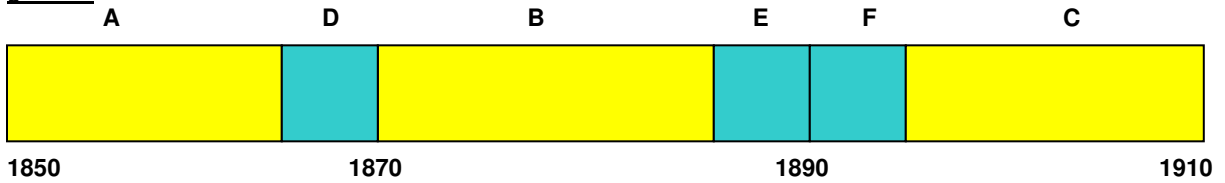
§24.229



- BLOCK 1: 1930 – 1945 MHz (A)
- BLOCK 2: 1945 – 1950 MHz (D)
- BLOCK 3: 1950 – 1965 MHz (B)
- BLOCK 4: 1965 – 1970 MHz (E)
- BLOCK 5: 1970 – 1975 MHz (F)
- BLOCK 6: 1975 – 1990 MHz (C)

### 3.6 PCS - Mobile Frequency Blocks

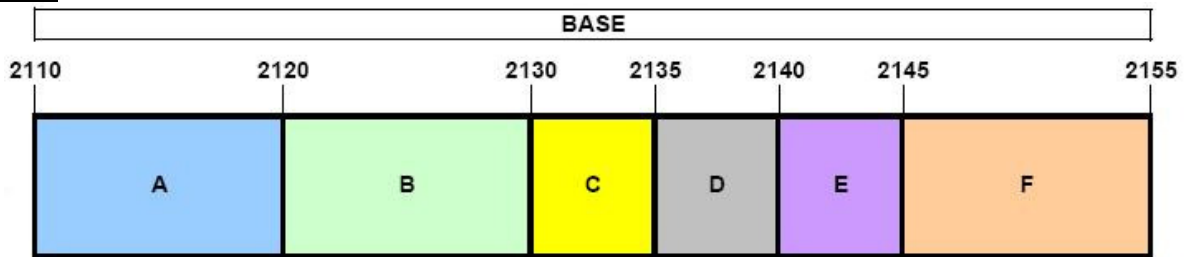
§24.229



- BLOCK 1: 1850 – 1865 MHz (A)
- BLOCK 2: 1865 – 1870 MHz (D)
- BLOCK 3: 1870 – 1885 MHz (B)
- BLOCK 4: 1885 – 1890 MHz (E)
- BLOCK 5: 1890 – 1895 MHz (F)
- BLOCK 6: 1895 – 1910 MHz (C)

### 3.7 AWS - Base Frequency Blocks

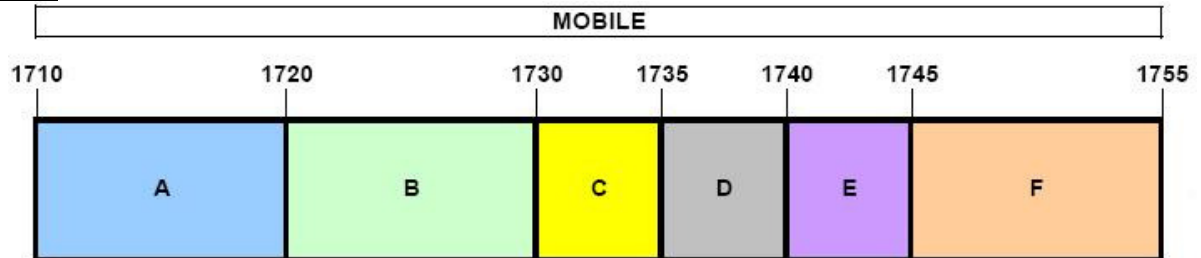
§27.5(h)



- BLOCK 1: 2110 – 2120 MHz (A)
- BLOCK 2: 2120 – 2130 MHz (B)
- BLOCK 3: 2130 – 2135 MHz (C)
- BLOCK 4: 2135 – 2140 MHz (D)
- BLOCK 5: 2140 – 2145 MHz (E)
- BLOCK 6: 2145 – 2155 MHz (F)

### 3.8 AWS - Mobile Frequency Blocks

§27.5(h)



- BLOCK 1: 1710 – 1720 MHz (A)
- BLOCK 2: 1720 – 1730 MHz (B)
- BLOCK 3: 1730 – 1735 MHz (C)
- BLOCK 4: 1735 – 1740 MHz (D)
- BLOCK 5: 1740 – 1745 MHz (E)
- BLOCK 6: 1745 – 1755 MHz (F)

FCC ID: ZNFH830	PCTEST ENGINEERING LABORATORY, INC.	FCC Pt. 22, 24, & 27 LTE MEASUREMENT REPORT (CERTIFICATION)	LG	Reviewed by: Quality Manager
Test Report S/N: 0Y1601190139.ZNF	Test Dates: 1/21 - 2/12/16	EUT Type: Portable Handset		Page 7 of 130

### 3.9 Radiated Power and Radiated Spurious Emissions

§2.1053 §22.913(a.2) §22.917(a) §24.232(c) §24.238(a) §27.50(c.10) §27.50(d.4) §27.53(g) §27.53(h)

The radiated test facilities consisted of an indoor 3 meter semi-anechoic chamber used for final measurements and exploratory measurements, when necessary. The measurement area is contained within the semi-anechoic chamber which is shielded from any ambient interference. The test site inside the chamber is a 6m x 5.2m elliptical, obstruction-free area in accordance with Clause 5, Figure 5.7 of ANSI C63.4-2009. For measurements above 1GHz absorbers are arranged on the floor between the turn table and the antenna mast in such a way so as to maximize the reduction of reflections. For measurements below 1GHz, the absorbers are removed. An ETS Lindgren Model 2188 raised turntable is used for radiated measurement. It is a continuously rotatable, remote-controlled, metallic turntable and 2 meters (6.56 ft.) in diameter. The turn table is flush with the raised floor of the chamber in order to maintain its function as a ground plane. A 78cm high PVC support structure is placed on top of the turntable. A ¾” (~1.9cm) sheet of high density polyethylene is used as the table top and is placed on top of the PVC supports to bring the total height of the table to 80cm.



The equipment under test was transmitting while connected to its integral antenna and is placed on a turntable 3 meters from the receive antenna. The receive antenna height is adjusted between 1 and 4 meter height, the turntable is rotated through 360 degrees, and the EUT is manipulated through all orthogonal planes representative of its typical use to achieve the highest reading on the receive spectrum analyzer. Radiated power levels are also investigated with the receive antenna horizontally and vertically polarized. The maximized power level is recorded using the spectrum analyzer “Channel Power” function with the integration band set to the emissions’ occupied bandwidth, a RMS detector, RBW = 100kHz, VBW = 300kHz, and a 1 second sweep time over a minimum of 10 sweeps, per the guidelines of KDB 971168.

Per the guidance of ANSI/TIA-603-C-2004, a half-wave dipole is then substituted in place of the EUT. For emissions above 1GHz, a horn antenna is substituted in place of the EUT. The substitute antenna is driven by a signal generator with the level of the signal generator being adjusted to obtain the same receive spectrum analyzer level previously recorded from the spurious emission from the EUT. The power of the emission is calculated using the following formula:

$$P_d \text{ [dBm]} = P_g \text{ [dBm]} - \text{cable loss [dB]} + \text{antenna gain [dBd/dBi]}$$

Where,  $P_d$  is the dipole equivalent power,  $P_g$  is the generator output into the substitution antenna, and the antenna gain is the gain of the substitute antenna used relative to either a half-wave dipole (dBd) or an isotropic source (dBi). The substitute level is equal to  $P_g \text{ [dBm]} - \text{cable loss [dB]}$ .

The calculated  $P_d$  levels are then compared to the absolute spurious emission limit of -13dBm which is equivalent to the required minimum attenuation of  $43 + 10\log_{10}(\text{Power}_{\text{[Watts]}})$ .

FCC ID: ZNFH830	 <b>FCC Pt. 22, 24, &amp; 27 LTE MEASUREMENT REPORT (CERTIFICATION)</b>			<b>Reviewed by:</b> Quality Manager
<b>Test Report S/N:</b> 0Y1601190139.ZNF	<b>Test Dates:</b> 1/21 - 2/12/16	<b>EUT Type:</b> Portable Handset	Page 8 of 130	



## 4.0 MEASUREMENT UNCERTAINTY

The measurement uncertainties shown below were calculated in accordance with the requirements of ANSI C63.4-2014. All measurement uncertainty values are shown with a coverage factor of  $k = 2$  to indicate a 95% level of confidence. The measurement data shown herein meets or exceeds the  $U_{\text{CISPR}}$  measurement uncertainty values specified in CISPR 16-4-2 and, thus, can be compared directly to specified limits to determine compliance.

Contribution	Expanded Uncertainty ( $\pm$ dB)
Conducted Bench Top Measurements	1.13
Radiated Disturbance (<1GHz)	4.98
Radiated Disturbance (>1GHz)	5.07
Radiated Disturbance (>18GHz)	5.09

FCC ID: ZNFH830	 PCTEST ENGINEERING LABORATORY, INC.	FCC Pt. 22, 24, & 27 LTE MEASUREMENT REPORT (CERTIFICATION)	 LG	Reviewed by: Quality Manager
Test Report S/N: 0Y1601190139.ZNF	Test Dates: 1/21 - 2/12/16	EUT Type: Portable Handset	Page 9 of 130	

## 5.0 TEST EQUIPMENT CALIBRATION DATA



Test Equipment Calibration is traceable to the National Institute of Standards and Technology (NIST).

Manufacturer	Model	Description	Cal Date	Cal Interval	Cal Due	Serial Number
-	LTX3	Licensed Transmitter Cable Set	6/12/2015	Annual	6/12/2016	LTX3
-	RE1	Radiated Emissions Cable Set (UHF/EHF)	4/28/2015	Annual	4/28/2016	RE1
Agilent	8447D	Broadband Amplifier	6/12/2015	Annual	6/12/2016	2443A01900
Agilent	N9020A	MXA Signal Analyzer	11/5/2015	Annual	11/5/2016	US46470561
Com-Power	AL-130	9kHz - 30MHz Loop Antenna	7/30/2015	Biennial	7/30/2017	121034
Emco	3115	Horn Antenna (1-18GHz)	3/30/2014	Biennial	3/30/2016	9704-5182
Espec	ESX-2CA	Environmental Chamber	3/17/2015	Annual	3/17/2016	17620
ETS Lindgren	3117	1-18 GHz DRG Horn (Medium)	4/8/2014	Biennial	4/8/2016	125518
ETS Lindgren	3160-09	18-26.5 GHz Standard Gain Horn	6/17/2014	Biennial	6/17/2016	135427
ETS Lindgren	3164-08	Quad Ridge Horn Antenna	10/22/2014	Biennial	10/22/2016	128338
K & L	11SH10-3075/U18000	High Pass Filter	7/18/2015	Annual	7/18/2016	11SH10-3075/U18000-2
K & L	13SH10-1000/U1000	N Type High Pass Filter	7/18/2015	Annual	7/18/2016	13SH10-1000/U1000-1
Mini Circuits	PWR-SEN-4GHS	USB Power Sensor	3/11/2015	Annual	3/11/2016	11401010036
Mini Circuits	TVA-11-422	RF Power Amp	N/A			QA1317001
Mini-Circuits	PWR-SENS-4RMS	USB Power Sensor	3/11/2015	Annual	3/11/2016	11210140001
Mini-Circuits	SSG-4000HP	Synthesized Signal Generator	N/A			11208010032
Rhode & Schwarz	TS-PR18	Pre-Amplifier	3/5/2015	Annual	3/5/2016	101622
Rohde & Schwarz	CMW500	Radio Communication Tester	10/13/2015	Annual	10/13/2016	100976
Rohde & Schwarz	ESU26	EMI Test Receiver (26.5GHz)	3/12/2015	Annual	3/12/2016	100342
Rohde & Schwarz	TS-PR18	1-18 GHz Pre-Amplifier	3/5/2015	Annual	3/5/2016	100071
Rohde & Schwarz	TS-PR26	18-26.5 GHz Pre-Amplifier	3/3/2015	Annual	3/3/2016	100040
Schwarzbeck	UHA 9105	Dipole Antenna (400 - 1GHz) Rx	2/21/2014	Biennial	2/21/2016	9105-2404
Seekonk	NC-100	Torque Wrench 5/16", 8" lbs	3/18/2014	Biennial	3/18/2016	N/A
Sunol	JB5	Bi-Log Antenna (30M - 5GHz)	3/28/2014	Biennial	3/28/2016	A051107
VWR	62344-734	Thermometer with Clock	2/20/2014	Biennial	2/20/2016	140140420

**Table 5-1. Test Equipment**

**Note:**

1. Equipment with a calibration date of "N/A" shown in this list was not used to make direct calibrated measurements.
2. For equipment listed above that has a calibration date or calibration due date that falls within the test date range, care was taken to ensure that this equipment was used after the calibration date and before the calibration due date.

FCC ID: ZNFH830	 <b>FCC Pt. 22, 24, &amp; 27 LTE MEASUREMENT REPORT (CERTIFICATION)</b>			Reviewed by: Quality Manager
Test Report S/N: 0Y1601190139.ZNF	Test Dates: 1/21 - 2/12/16	EUT Type: Portable Handset	Page 10 of 130	

## 6.0 SAMPLE CALCULATIONS

### Emission Designator

#### QPSK Modulation

**Emission Designator = 8M62G7D**

LTE BW = 8.62 MHz  
 G = Phase Modulation  
 7 = Quantized/Digital Info  
 D = Data transmission, telemetry, telecommand

#### 16QAM Modulation



**Emission Designator = 8M45W7D**

LTE BW = 8.45 MHz  
 W = Amplitude/Angle Modulated  
 7 = Quantized/Digital Info  
 D = Data transmission, telemetry, telecommand

### Spurious Radiated Emission – LTE Band

#### **Example: Middle Channel LTE Mode 2<sup>nd</sup> Harmonic (1564 MHz)**

The average spectrum analyzer reading at 3 meters with the EUT on the turntable was  $-81.0$  dBm. The gain of the substituted antenna is 8.1 dBi. The signal generator connected to the substituted antenna terminals is adjusted to produce a reading of  $-81.0$  dBm on the spectrum analyzer. The loss of the cable between the signal generator and the terminals of the substituted antenna is 2.0 dB at 1564 MHz. So 6.1 dB is added to the signal generator reading of  $-30.9$  dBm yielding  $-24.80$  dBm. The fundamental EIRP was 25.501 dBm so this harmonic was 25.501 dBm  $- (-24.80)$ .

FCC ID: ZNFH830			FCC Pt. 22, 24, & 27 LTE MEASUREMENT REPORT (CERTIFICATION)		Reviewed by: Quality Manager
Test Report S/N: 0Y1601190139.ZNF	Test Dates: 1/21 - 2/12/16	EUT Type: Portable Handset			Page 11 of 130

## 7.0 TEST RESULTS

### 7.1 Summary


Company Name: LG Electronics MobileComm U.S.A  
 FCC ID: ZNFH830  
 FCC Classification: PCS Licensed Transmitter Held to Ear (PCE)  
 Mode(s): LTE

FCC Part Section(s)	Test Description	Test Limit	Test Condition	Result	Reference
<b>TRANSMITTER MODE (TX)</b>					
2.1049	Occupied Bandwidth	N/A	CONDUCTED	PASS	Section 7.2
2.1051 22.917(a) 24.238(a) 27.53(g) 27.53(h)	Out of Band Emissions	> 43 + 10log <sub>10</sub> (P[Watts]) at Band Edge and for all out-of-band emissions		PASS	Sections 7.3, 7.4
24.232(d)	Peak-Average Ratio	< 13 dB		PASS	Section 7.5
2.1046	Transmitter Conducted Output Power	N/A		PASS	See RF Exposure Report
2.1055. 22.355 24.235 27.54	Frequency Stability	< 2.5 ppm (Part 22) and fundamental emissions stay within authorized frequency block (Part 24, 27)		PASS	Section 7.8
22.913(a.2)	Effective Radiated Power (Band 5)	< 7 Watts max. ERP	RADIATED	PASS	Section 7.6
27.50(c.10)	Effective Radiated Power (Band 12)	< 3 Watts max. ERP		PASS	Section 7.6
24.232(c)	Equivalent Isotropic Radiated Power (Band 2)	< 2 Watts max. EIRP		PASS	Section 7.6
27.50(d.4)	Equivalent Isotropic Radiated Power (Band 4)	< 1 Watts max. EIRP		PASS	Section 7.6
2.1053 22.917(a) 24.238(a) 27.53(g) 27.53(h)	Undesirable Emissions	> 43 + 10log <sub>10</sub> (P[Watts]) for all out-of-band emissions		PASS	Section 7.7

**Table 7-1. Summary of Test Results**

**Notes:**

- 1) All modes of operation and data rates were investigated. The test results shown in the following sections represent the worst case emissions.
- 2) The analyzer plots (Sections 7.2, 7.3, 0, 7.5) were all taken with a correction table loaded into the analyzer. The correction table was used to account for the losses of the cables, directional couplers, and attenuators used as part of the system to maintain a link between the call box and the EUT at all frequencies of interest.
- 3) All antenna port conducted emissions testing was performed on a test bench with the antenna port of the EUT connected to the spectrum analyzer through calibrated cables, attenuators, and couplers.
- 4) For conducted spurious emissions, automated test software was used to measure emissions and capture the corresponding plots necessary to show compliance. The measurement software utilized is PCTEST "LTE Automation," Version 4.0.

FCC ID: ZNFH830		FCC Pt. 22, 24, & 27 LTE MEASUREMENT REPORT (CERTIFICATION)		Reviewed by: Quality Manager
Test Report S/N: 0Y1601190139.ZNF	Test Dates: 1/21 - 2/12/16	EUT Type: Portable Handset	Page 12 of 130	

## 7.2 Occupied Bandwidth

### §2.1049

#### Test Overview

The occupied bandwidth, that is the frequency bandwidth such that, below its lower and above its upper frequency limits, the mean powers radiated are each equal to 0.5 percent of the total mean power radiated by a given emission shall be measured. All modes of operation were investigated and the worst case configuration results are reported in this section.

#### Test Procedure Used

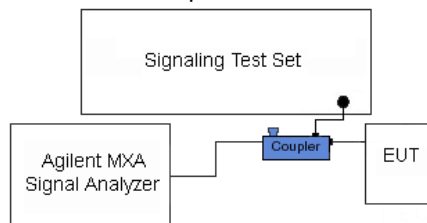
KDB 971168 v02r02 – Section 4.2

#### Test Settings

1. The signal analyzer's automatic bandwidth measurement capability was used to perform the 99% occupied bandwidth and the 26dB bandwidth. The bandwidth measurement was not influenced by any intermediate power nulls in the fundamental emission.
2. RBW = 1 – 5% of the expected OBW
3. VBW  $\geq 3 \times$  RBW
4. Detector = Peak
5. Trace mode = max hold
6. Sweep = auto couple
7. The trace was allowed to stabilize
8. If necessary, steps 2 – 7 were repeated after changing the RBW such that it would be within 1 – 5% of the 99% occupied bandwidth observed in Step 7

#### Test Setup



The EUT and measurement equipment were set up as shown in the diagram below.



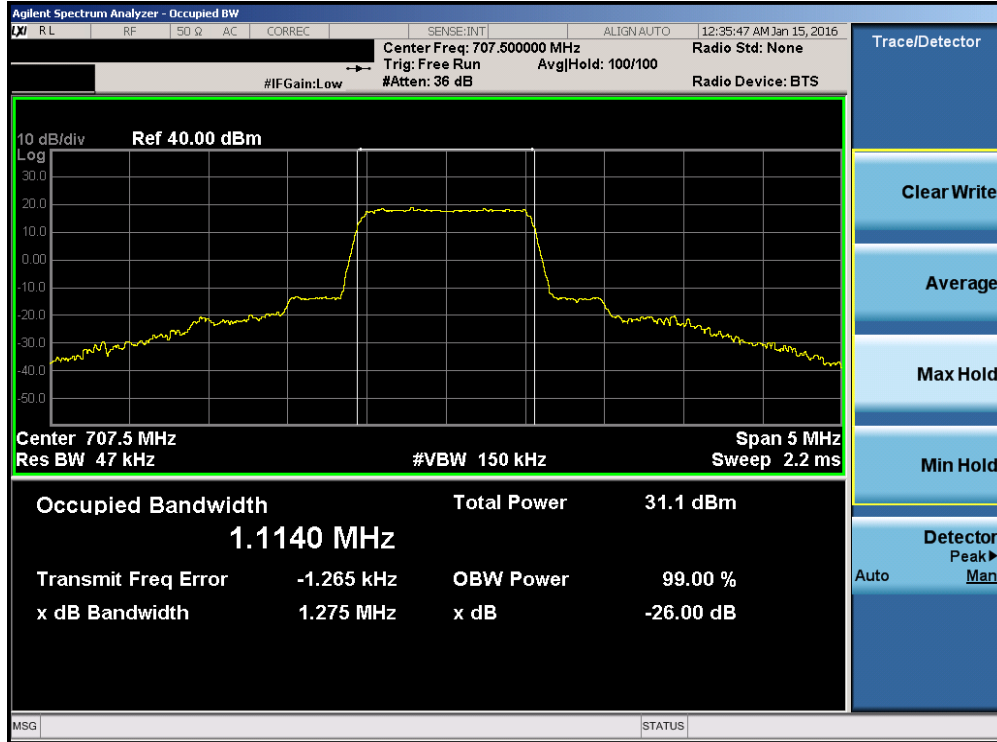
**Figure 7-1. Test Instrument & Measurement Setup**

#### Test Notes

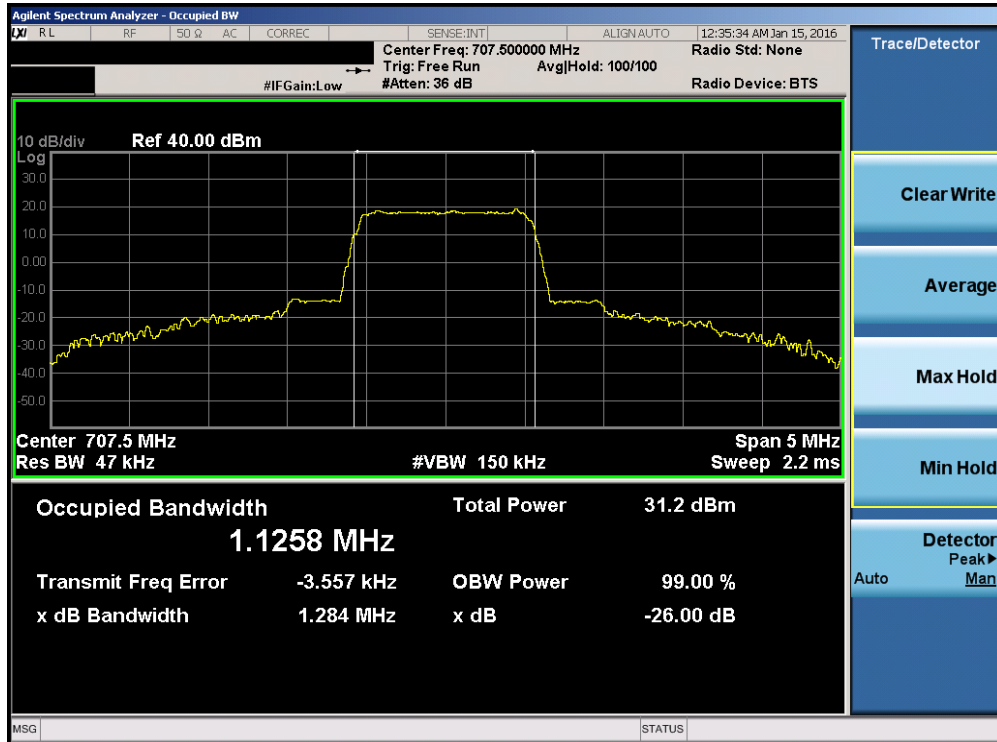
None.

FCC ID: ZNFH830	 PCTEST ENGINEERING LABORATORY, INC.	FCC Pt. 22, 24, & 27 LTE MEASUREMENT REPORT (CERTIFICATION)	 LG	Reviewed by: Quality Manager
Test Report S/N: 0Y1601190139.ZNF	Test Dates: 1/21 - 2/12/16	EUT Type: Portable Handset	Page 13 of 130	



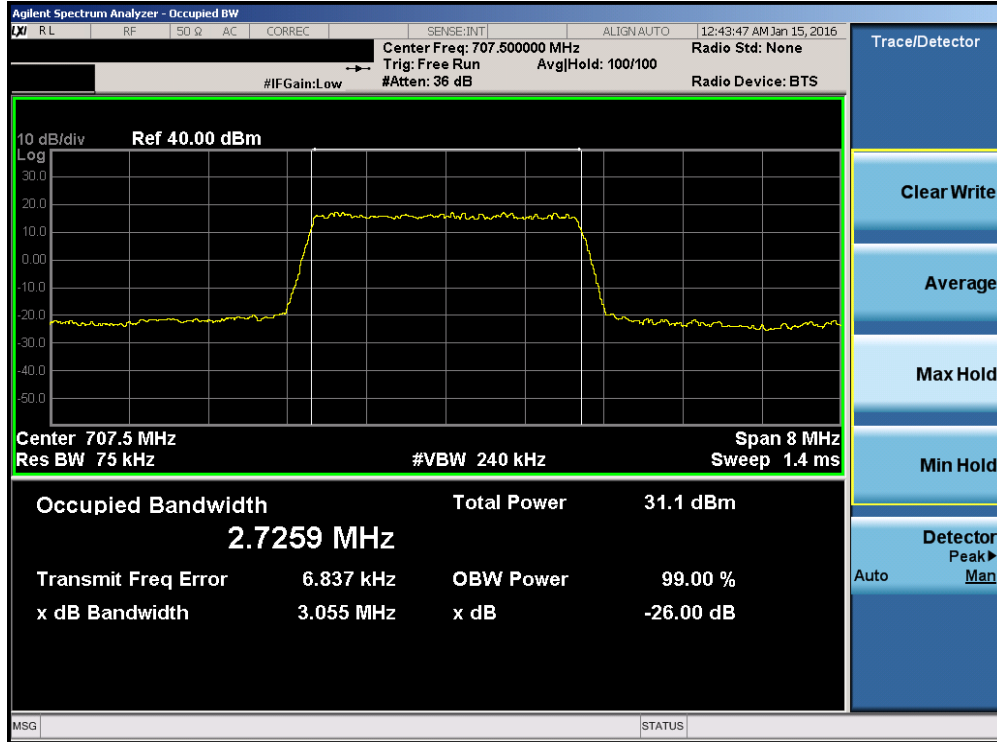


Plot 7-1. Occupied Bandwidth Plot (Band 12 – 1.4MHz QPSK – RB Size 6)

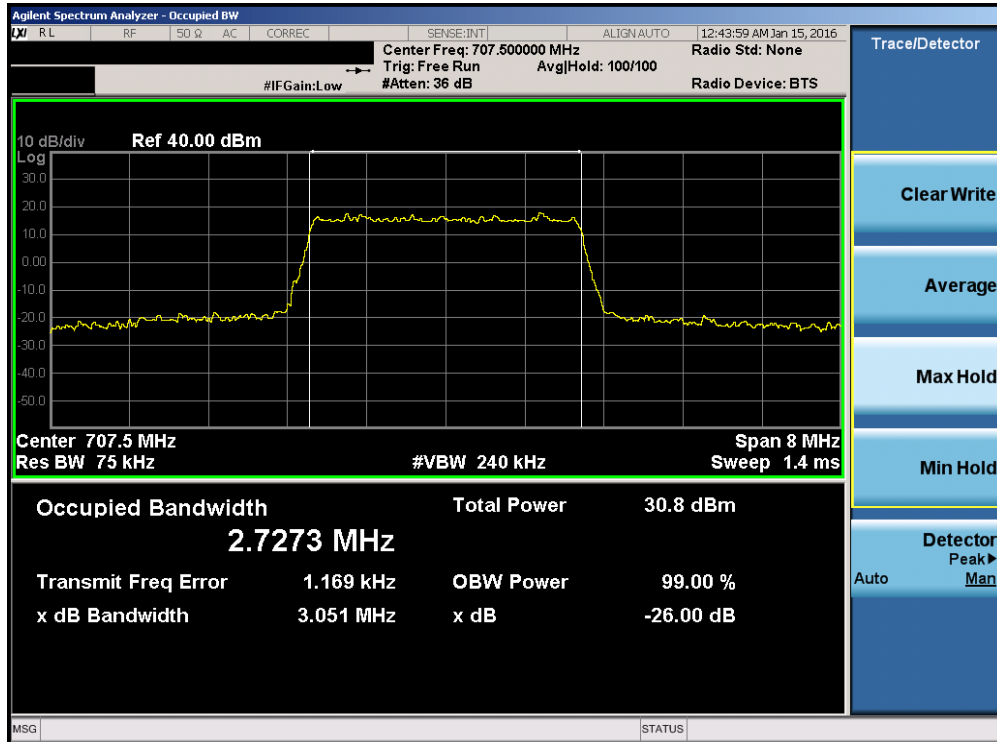


Plot 7-2. Occupied Bandwidth Plot (Band 12 – 1.4MHz 16-QAM – RB Size 6)

FCC ID: ZNFH830		FCC Pt. 22, 24, & 27 LTE MEASUREMENT REPORT (CERTIFICATION)		Reviewed by: Quality Manager
Test Report S/N: 0Y1601190139.ZNF	Test Dates: 1/21 - 2/12/16	EUT Type: Portable Handset		Page 14 of 130

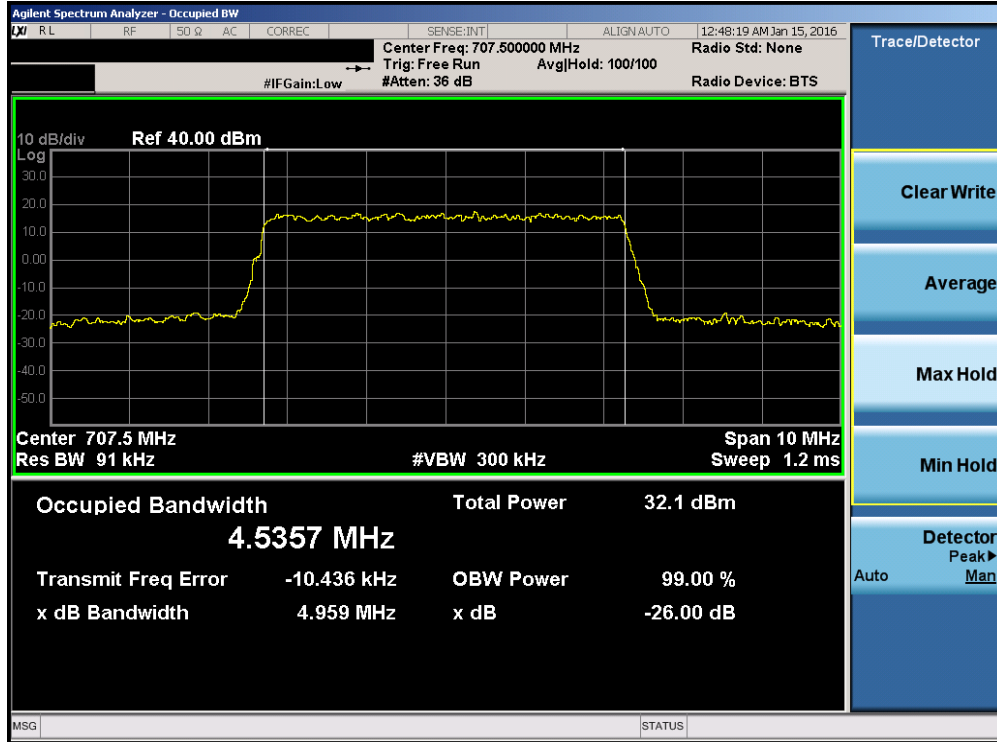


Plot 7-3. Occupied Bandwidth Plot (Band 12 – 3.0MHz QPSK – RB Size 15)

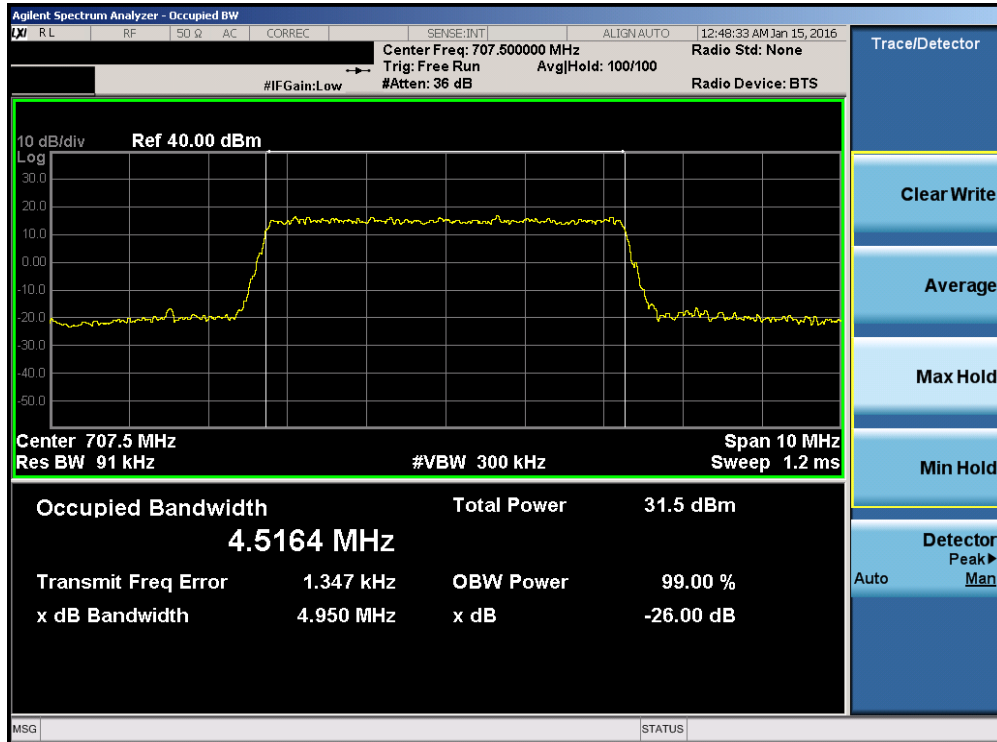


Plot 7-4. Occupied Bandwidth Plot (Band 12 – 3.0MHz 16-QAM – RB Size 15)

FCC ID: ZNFH830		FCC Pt. 22, 24, & 27 LTE MEASUREMENT REPORT (CERTIFICATION)		Reviewed by: Quality Manager
Test Report S/N: 0Y1601190139.ZNF	Test Dates: 1/21 - 2/12/16	EUT Type: Portable Handset		Page 15 of 130

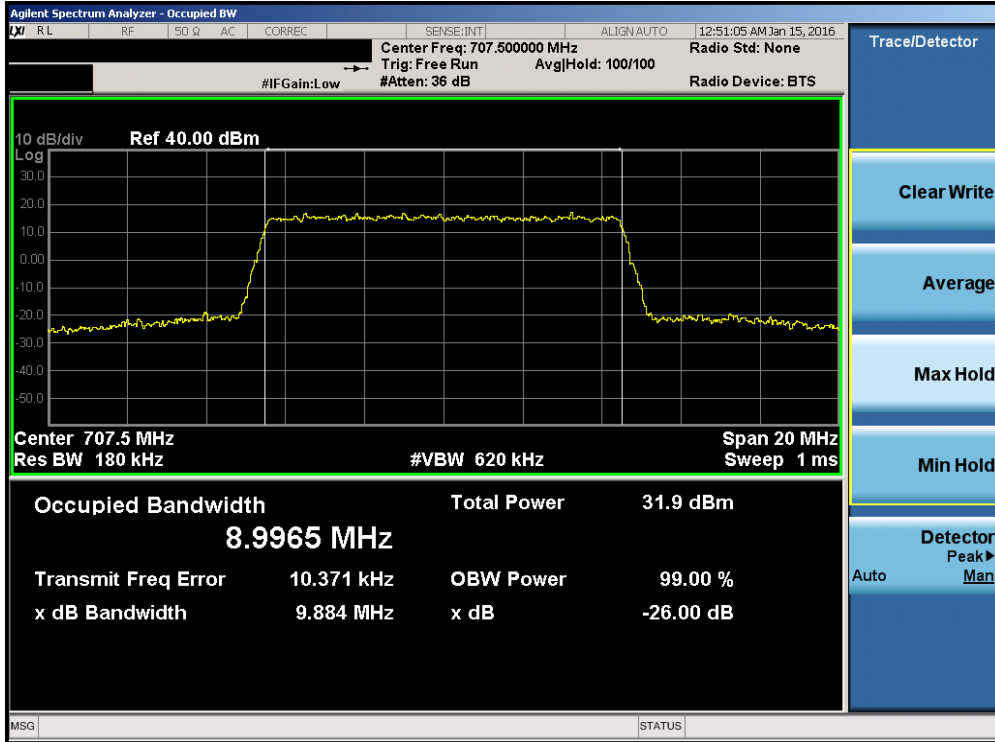


Plot 7-5. Occupied Bandwidth Plot (Band 12 – 5.0MHz QPSK – RB Size 25)

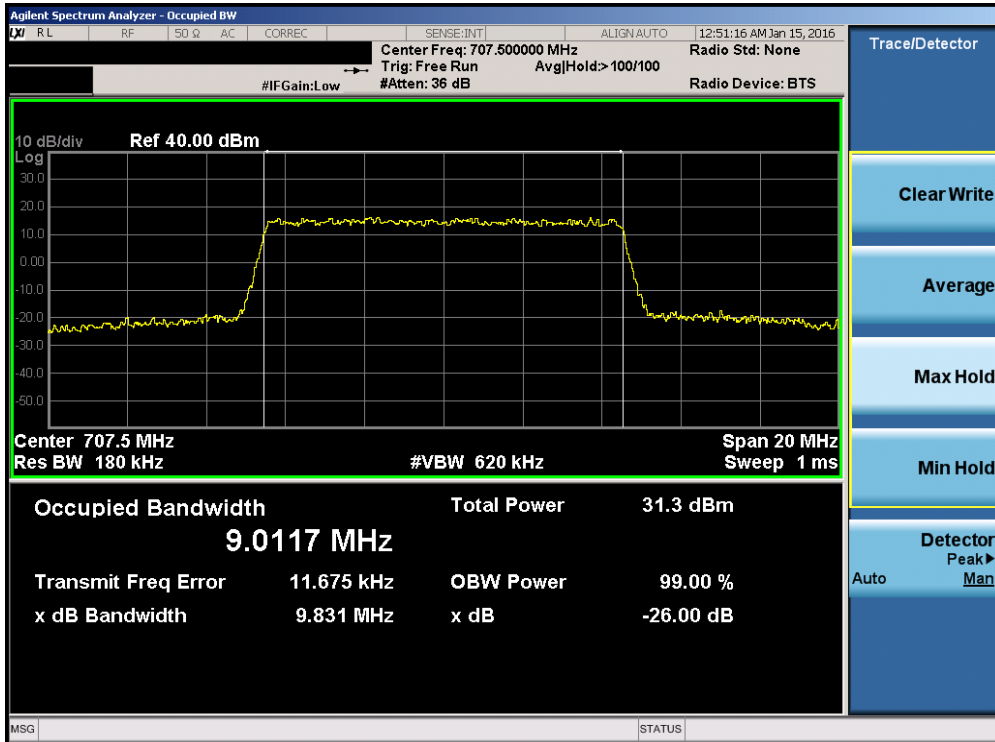


Plot 7-6. Occupied Bandwidth Plot (Band 12 – 5.0MHz 16-QAM – RB Size 25)

FCC ID: ZNFH830		FCC Pt. 22, 24, & 27 LTE MEASUREMENT REPORT (CERTIFICATION)		Reviewed by: Quality Manager
Test Report S/N: 0Y1601190139.ZNF	Test Dates: 1/21 - 2/12/16	EUT Type: Portable Handset		Page 16 of 130

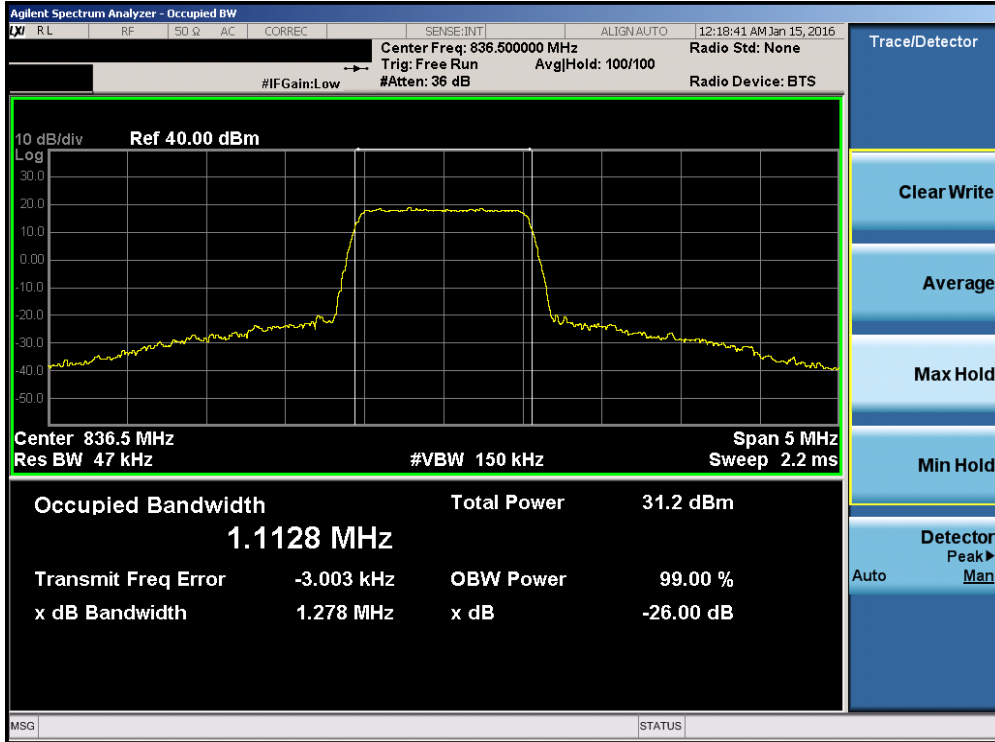


Plot 7-7. Occupied Bandwidth Plot (Band 12 – 10.0MHz QPSK – RB Size 50)

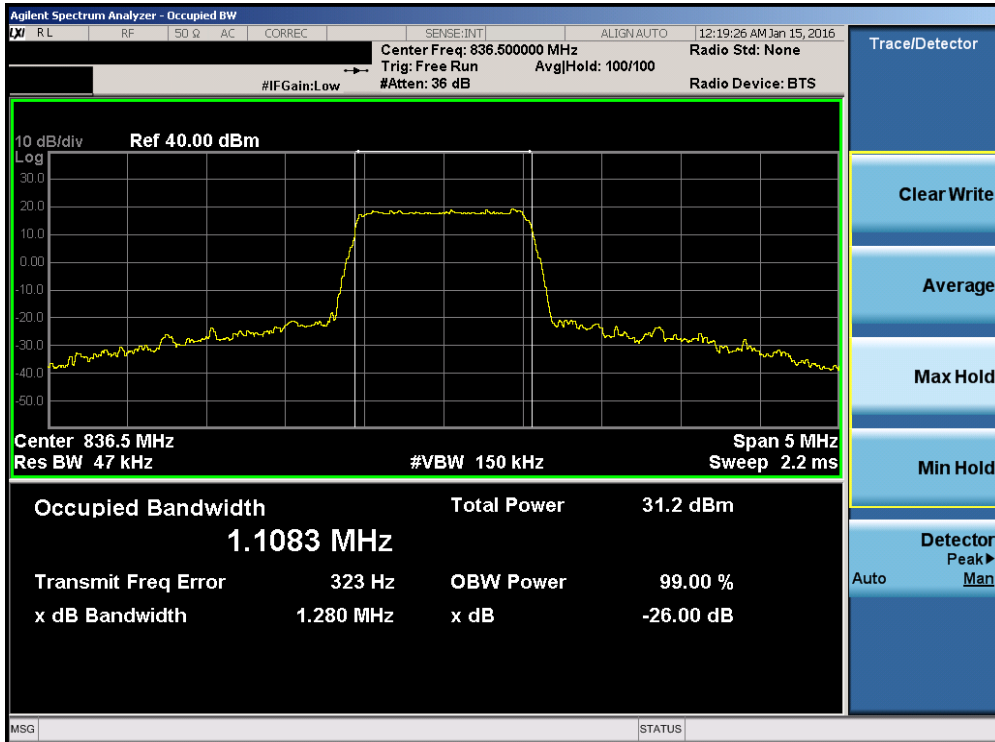


Plot 7-8. Occupied Bandwidth Plot (Band 12 – 10.0MHz 16-QAM – RB Size 50)

FCC ID: ZNFH830	PCTEST ENGINEERING LABORATORY, INC.	FCC Pt. 22, 24, & 27 LTE MEASUREMENT REPORT (CERTIFICATION)	LG	Reviewed by: Quality Manager
Test Report S/N: 0Y1601190139.ZNF	Test Dates: 1/21 - 2/12/16	EUT Type: Portable Handset		Page 17 of 130



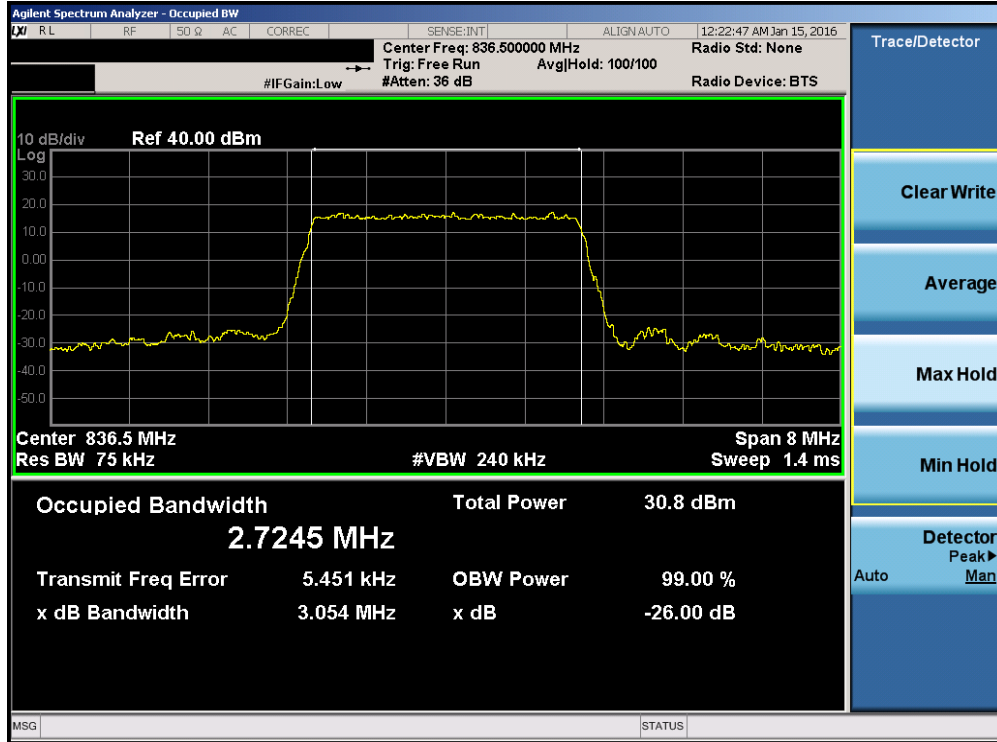
Plot 7-9. Occupied Bandwidth Plot (Band 5 – 1.4MHz QPSK – RB Size 6)



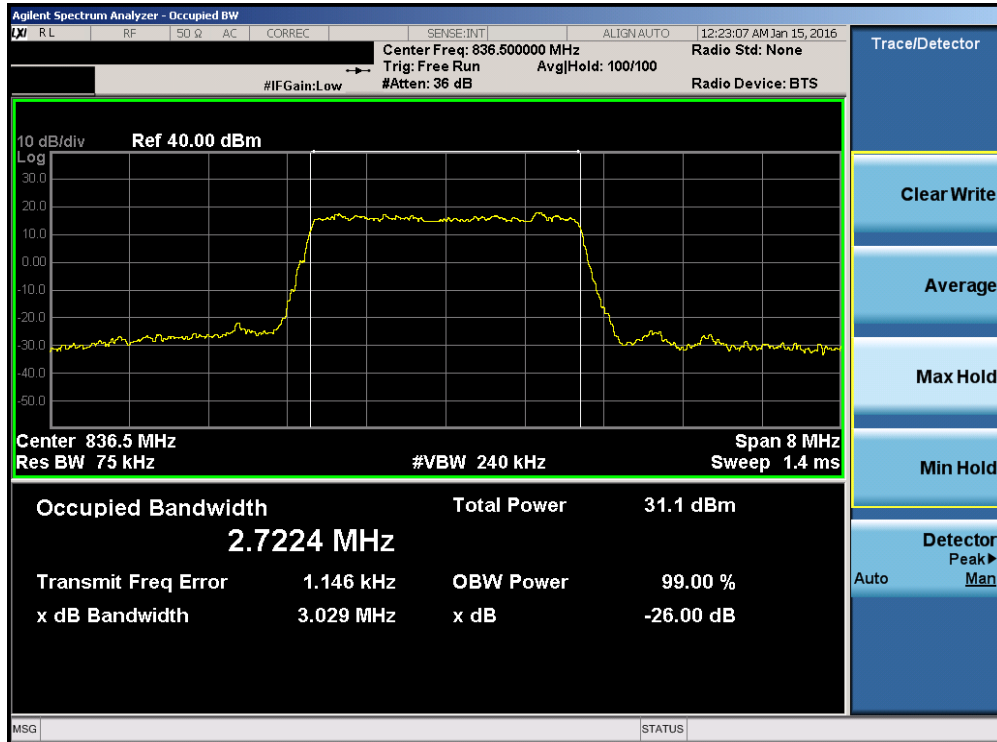
Plot 7-10. Occupied Bandwidth Plot (Band 5 – 1.4MHz 16-QAM – RB Size 6)

FCC ID: ZNFH830	PCTEST ENGINEERING LABORATORY, INC.	FCC Pt. 22, 24, & 27 LTE MEASUREMENT REPORT (CERTIFICATION)	LG	Reviewed by: Quality Manager
Test Report S/N: 0Y1601190139.ZNF	Test Dates: 1/21 - 2/12/16	EUT Type: Portable Handset		Page 18 of 130



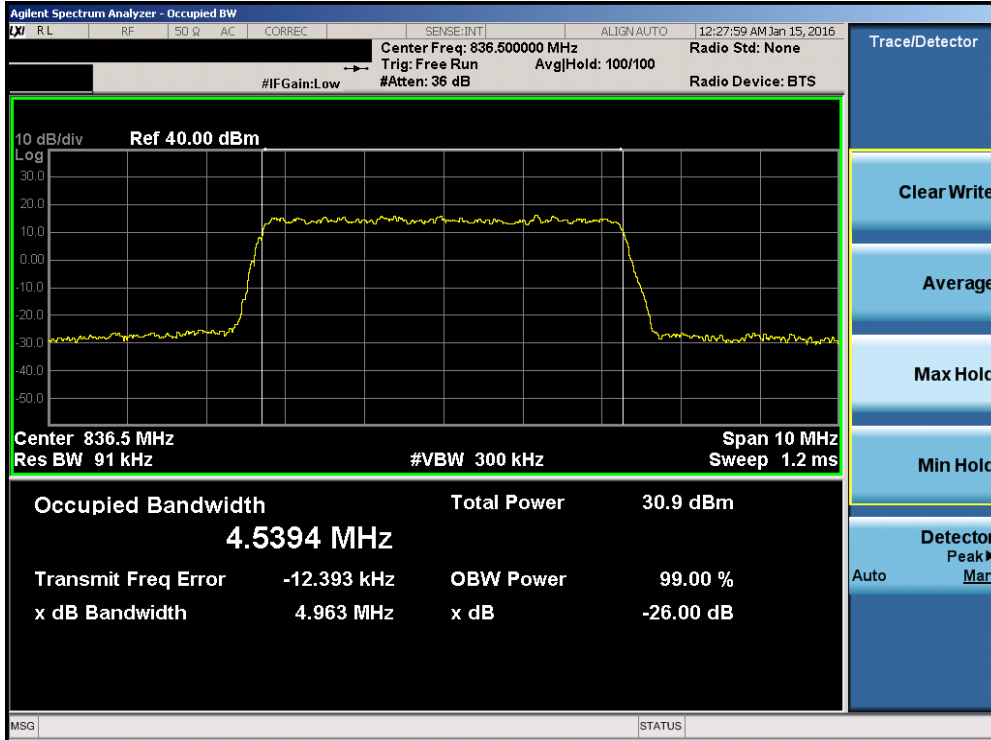


Plot 7-11. Occupied Bandwidth Plot (Band 5 – 3.0MHz QPSK – RB Size 15)

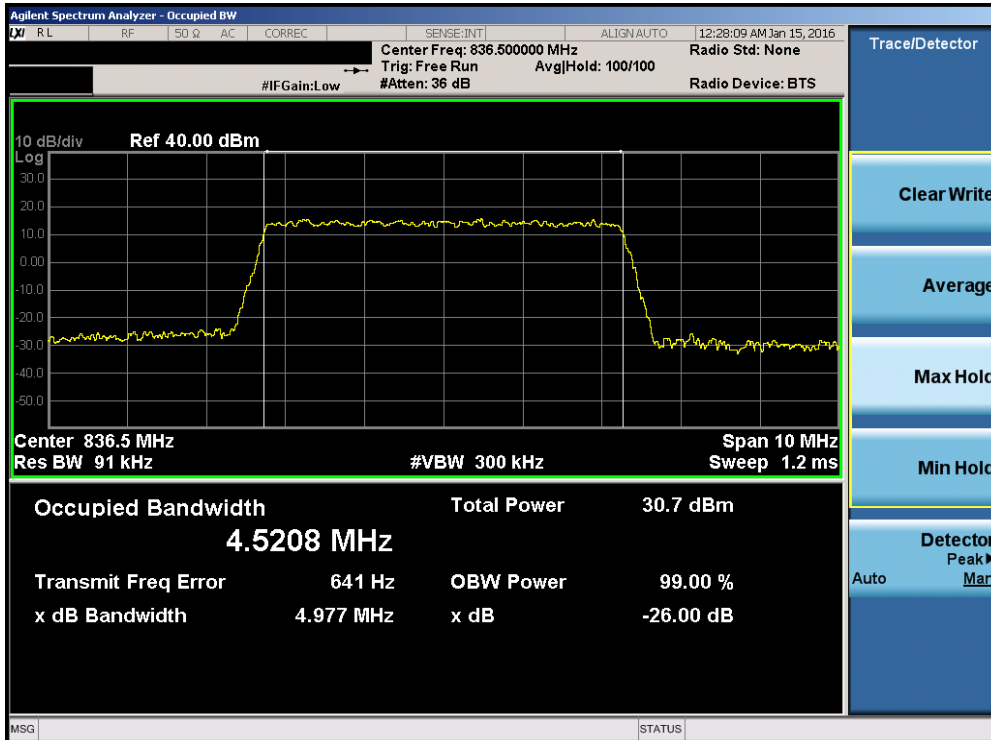


Plot 7-12. Occupied Bandwidth Plot (Band 5 – 3.0MHz 16-QAM – RB Size 15)

FCC ID: ZNFH830	PCTEST ENGINEERING LABORATORY, INC.	FCC Pt. 22, 24, & 27 LTE MEASUREMENT REPORT (CERTIFICATION)	LG	Reviewed by: Quality Manager
Test Report S/N: 0Y1601190139.ZNF	Test Dates: 1/21 - 2/12/16	EUT Type: Portable Handset		Page 19 of 130

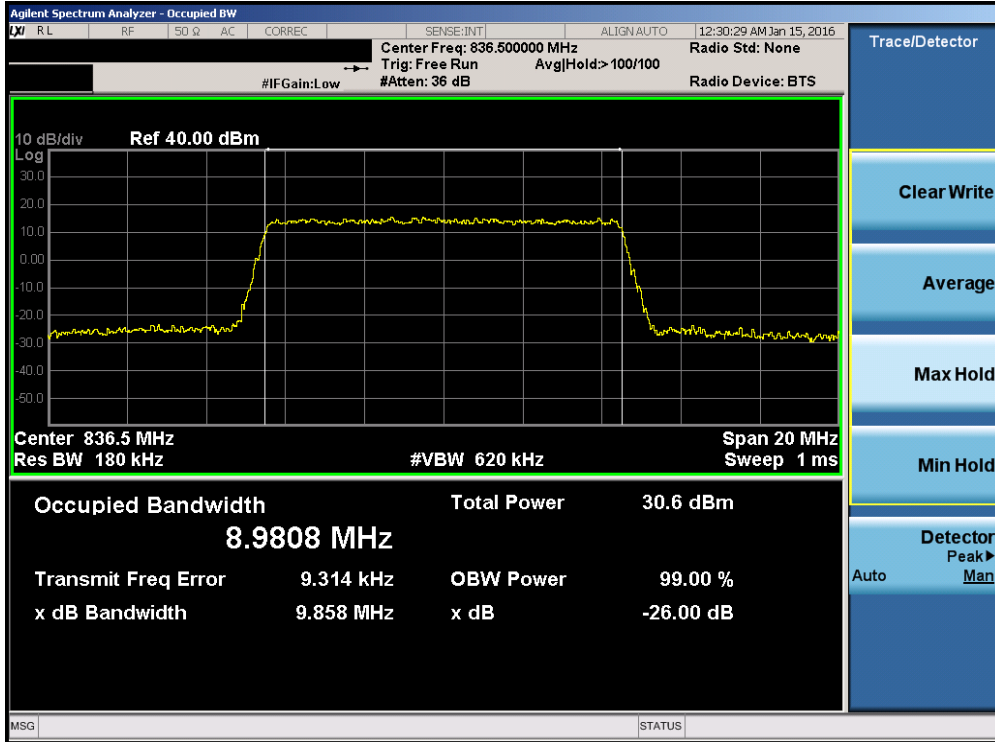


Plot 7-13. Occupied Bandwidth Plot (Band 5 – 5.0MHz QPSK – RB Size 25)

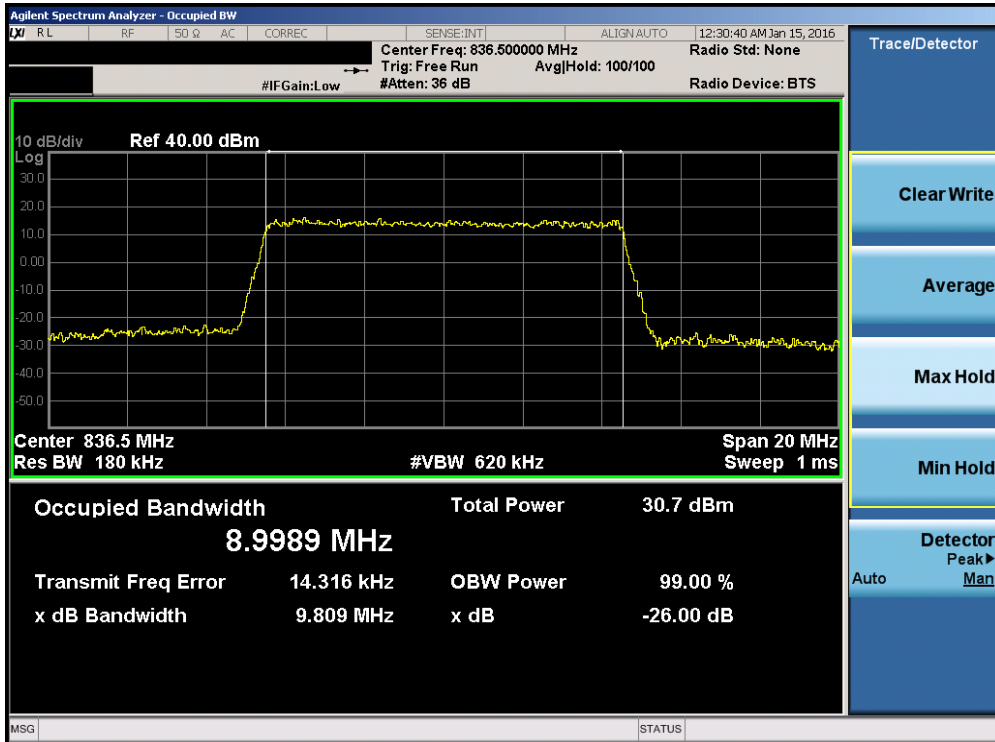


Plot 7-14. Occupied Bandwidth Plot (Band 5 – 5.0MHz 16-QAM – RB Size 25)

FCC ID: ZNFH830		FCC Pt. 22, 24, & 27 LTE MEASUREMENT REPORT (CERTIFICATION)		Reviewed by: Quality Manager
Test Report S/N: 0Y1601190139.ZNF	Test Dates: 1/21 - 2/12/16	EUT Type: Portable Handset		Page 20 of 130

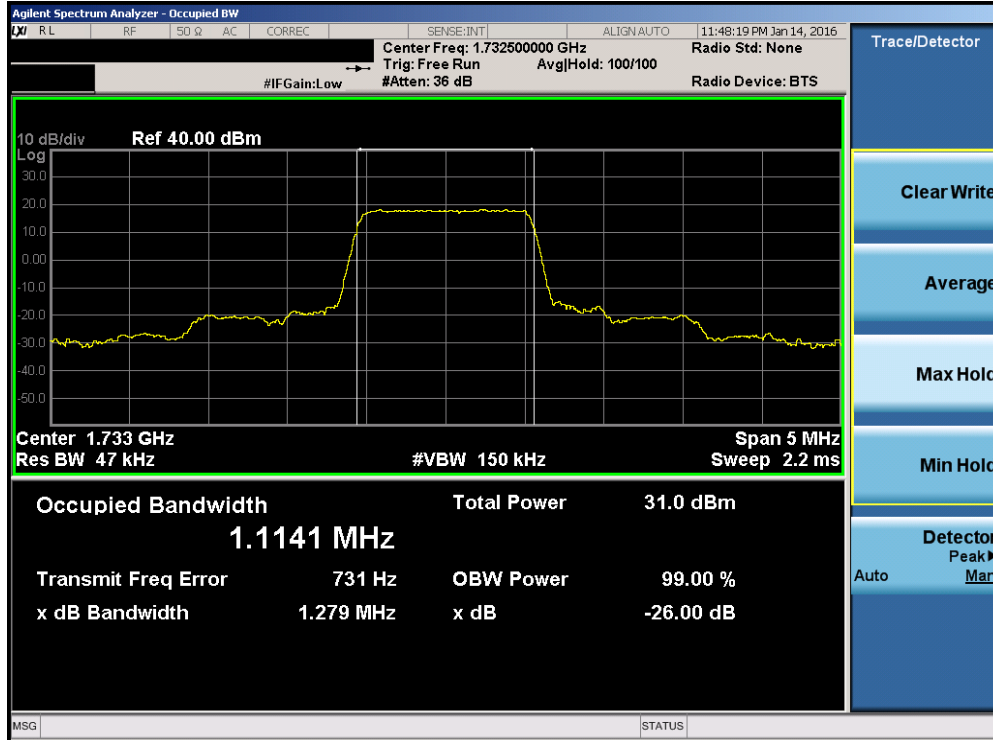


Plot 7-15. Occupied Bandwidth Plot (Band 5 – 10.0MHz QPSK – RB Size 50)

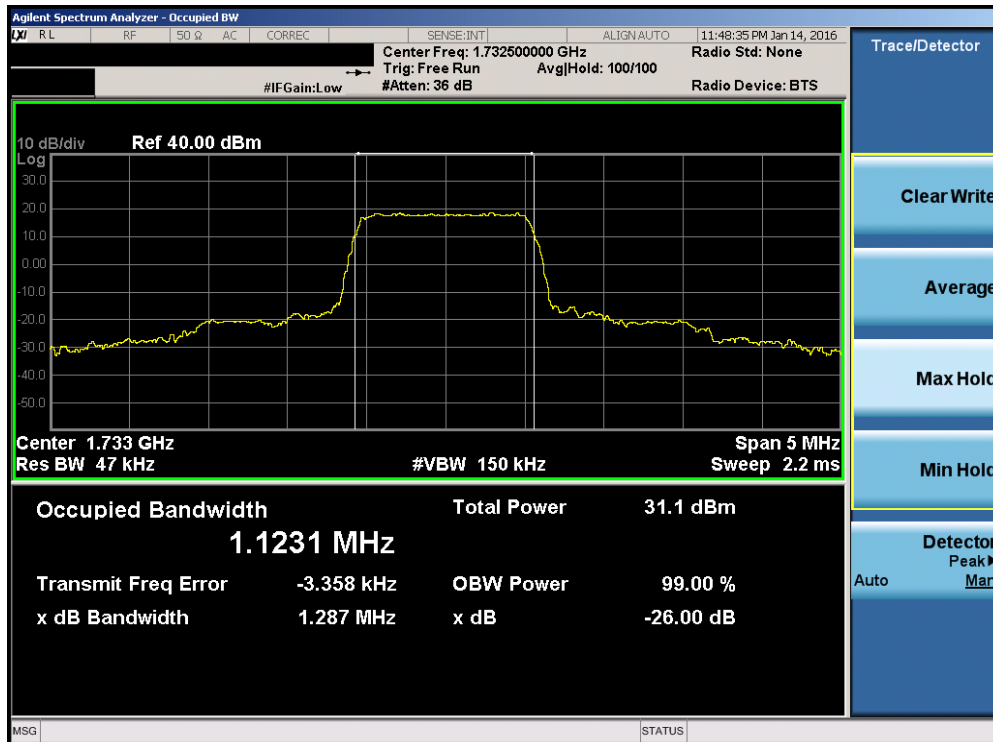


Plot 7-16. Occupied Bandwidth Plot (Band 5 – 10.0MHz 16-QAM – RB Size 50)

FCC ID: ZNFH830	PCTEST ENGINEERING LABORATORY, INC.	FCC Pt. 22, 24, & 27 LTE MEASUREMENT REPORT (CERTIFICATION)	LG	Reviewed by: Quality Manager
Test Report S/N: 0Y1601190139.ZNF	Test Dates: 1/21 - 2/12/16	EUT Type: Portable Handset		Page 21 of 130

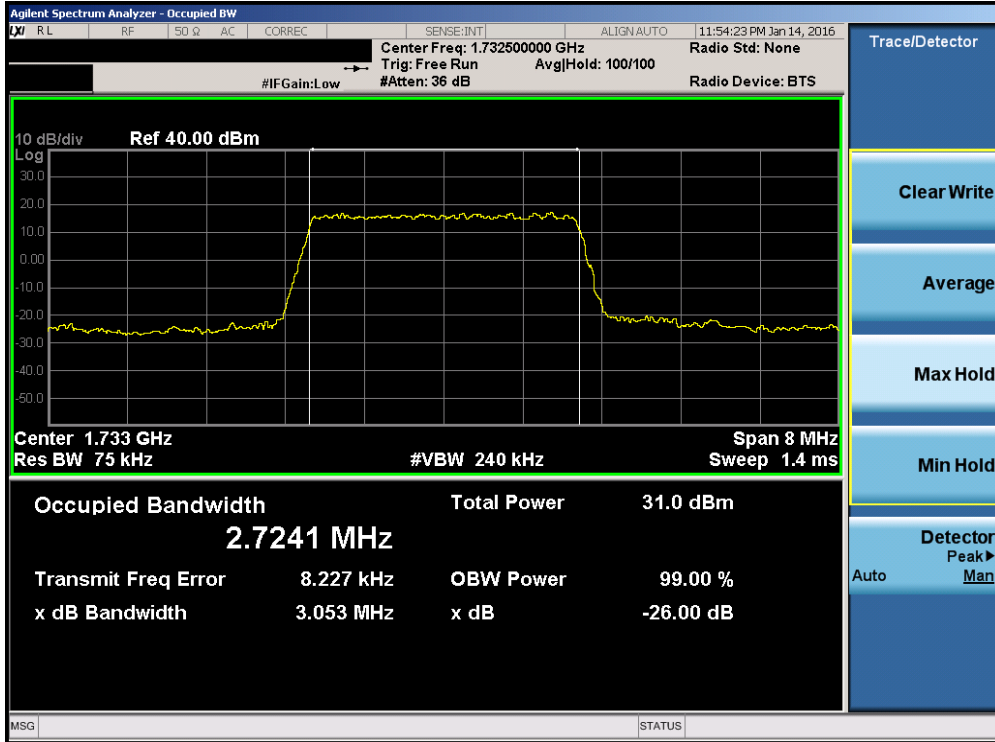


Plot 7-17. Occupied Bandwidth Plot (Band 4 – 1.4MHz QPSK – RB Size 6)

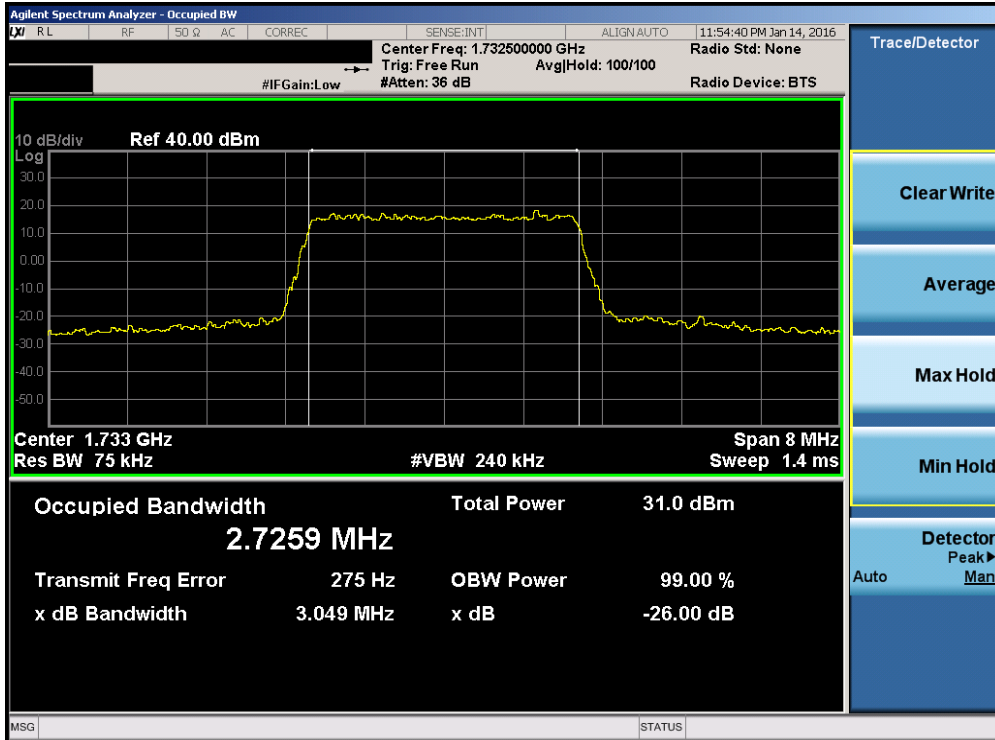


Plot 7-18. Occupied Bandwidth Plot (Band 4 – 1.4MHz 16-QAM – RB Size 6)

FCC ID: ZNFH830	PCTEST ENGINEERING LABORATORY, INC.	FCC Pt. 22, 24, & 27 LTE MEASUREMENT REPORT (CERTIFICATION)	LG	Reviewed by: Quality Manager
Test Report S/N: 0Y1601190139.ZNF	Test Dates: 1/21 - 2/12/16	EUT Type: Portable Handset		Page 22 of 130



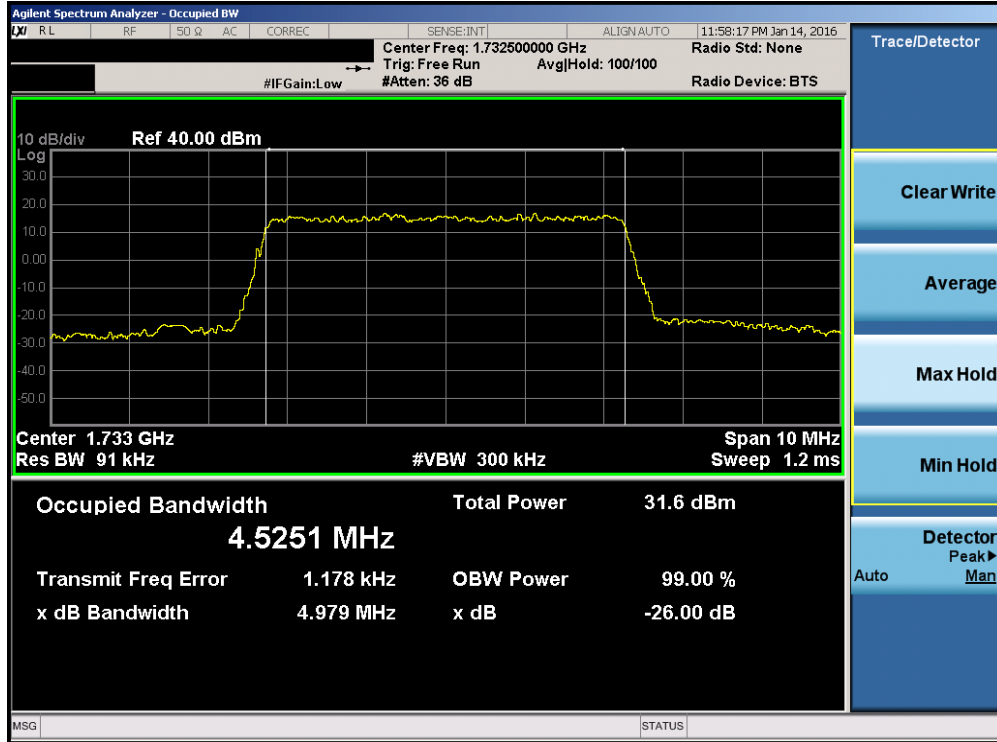
Plot 7-19. Occupied Bandwidth Plot (Band 4 – 3.0MHz QPSK – RB Size 15)



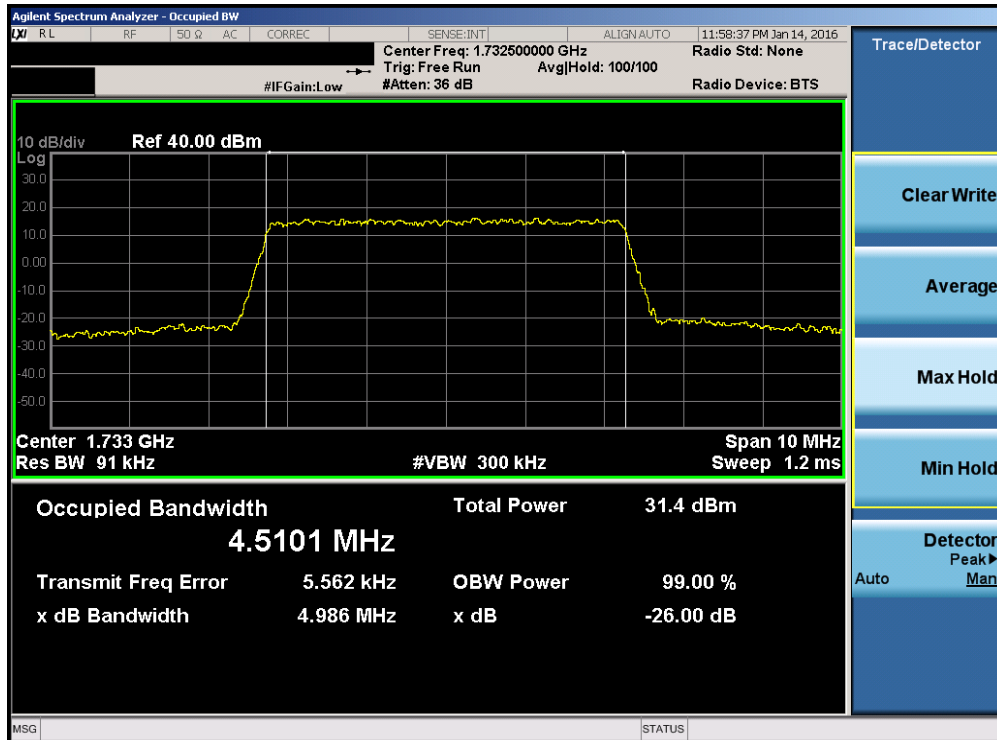
Plot 7-20. Occupied Bandwidth Plot (Band 4 – 3.0MHz 16-QAM – RB Size 15)

FCC ID: ZNFH830	PCTEST ENGINEERING LABORATORY, INC.	FCC Pt. 22, 24, & 27 LTE MEASUREMENT REPORT (CERTIFICATION)	LG	Reviewed by: Quality Manager
Test Report S/N: 0Y1601190139.ZNF	Test Dates: 1/21 - 2/12/16	EUT Type: Portable Handset		Page 23 of 130



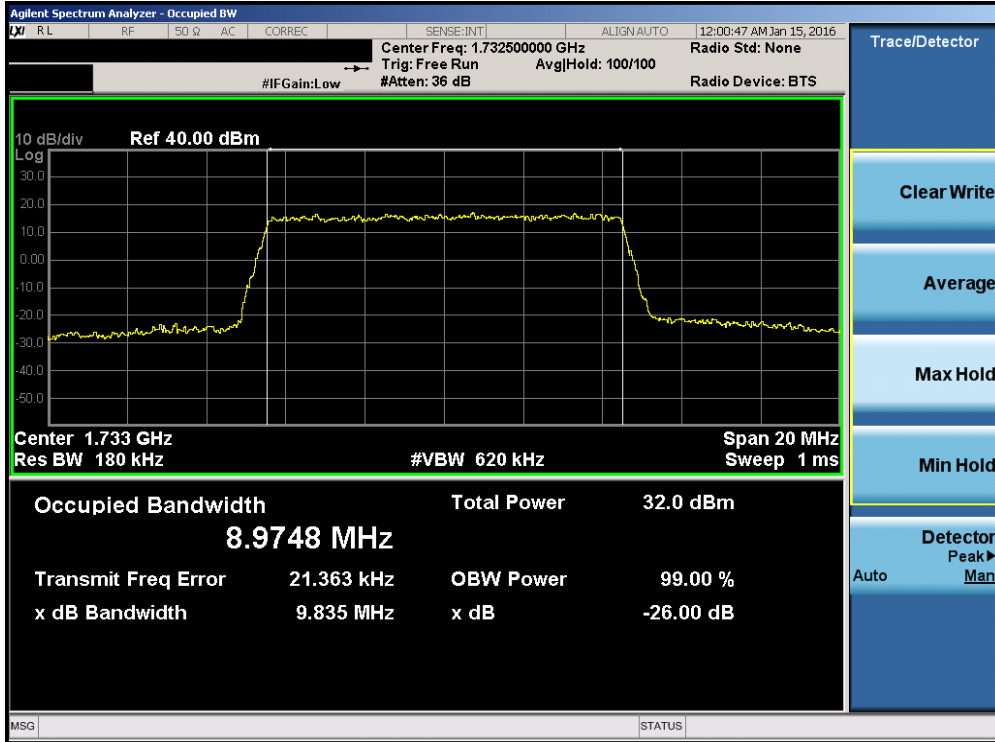


Plot 7-21. Occupied Bandwidth Plot (Band 4 – 5.0MHz QPSK – RB Size 25)

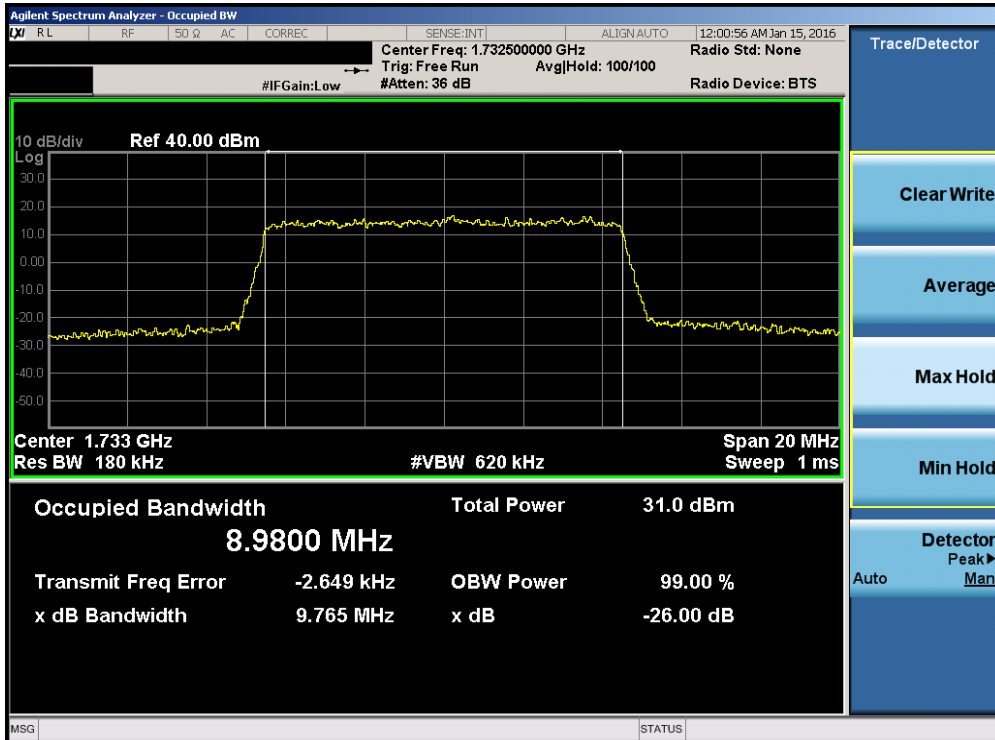


Plot 7-22. Occupied Bandwidth Plot (Band 4 – 5.0MHz 16-QAM – RB Size 25)

FCC ID: ZNFH830	PCTEST ENGINEERING LABORATORY, INC.	FCC Pt. 22, 24, & 27 LTE MEASUREMENT REPORT (CERTIFICATION)	LG	Reviewed by: Quality Manager
Test Report S/N: 0Y1601190139.ZNF	Test Dates: 1/21 - 2/12/16	EUT Type: Portable Handset	Page 24 of 130	

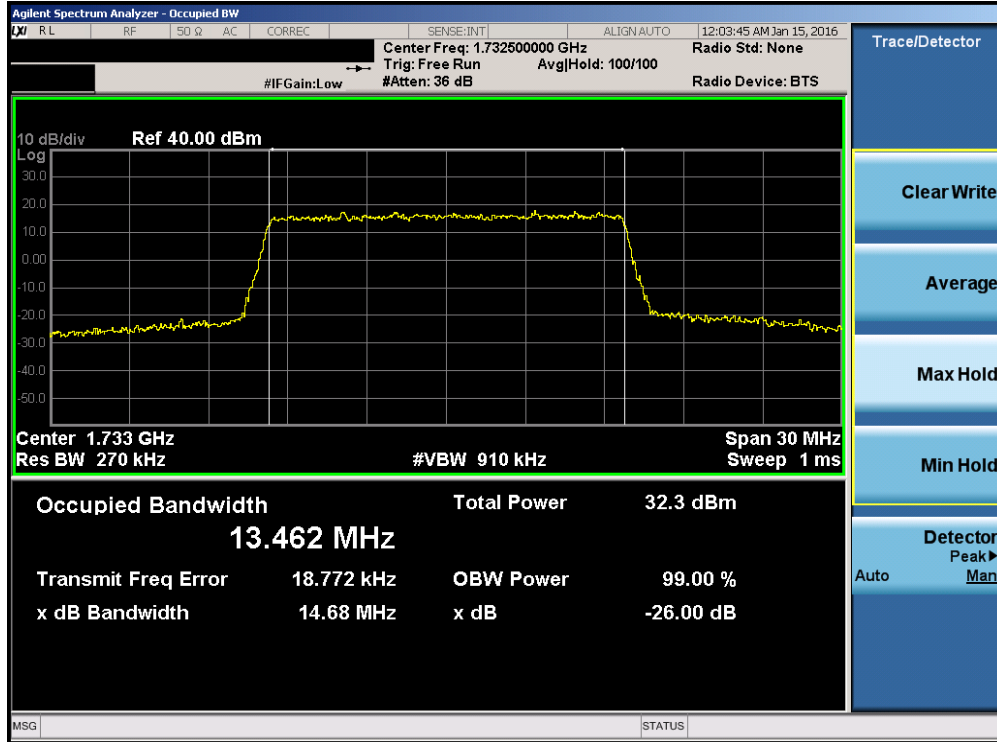


Plot 7-23. Occupied Bandwidth Plot (Band 4 – 10.0MHz QPSK – RB Size 50)

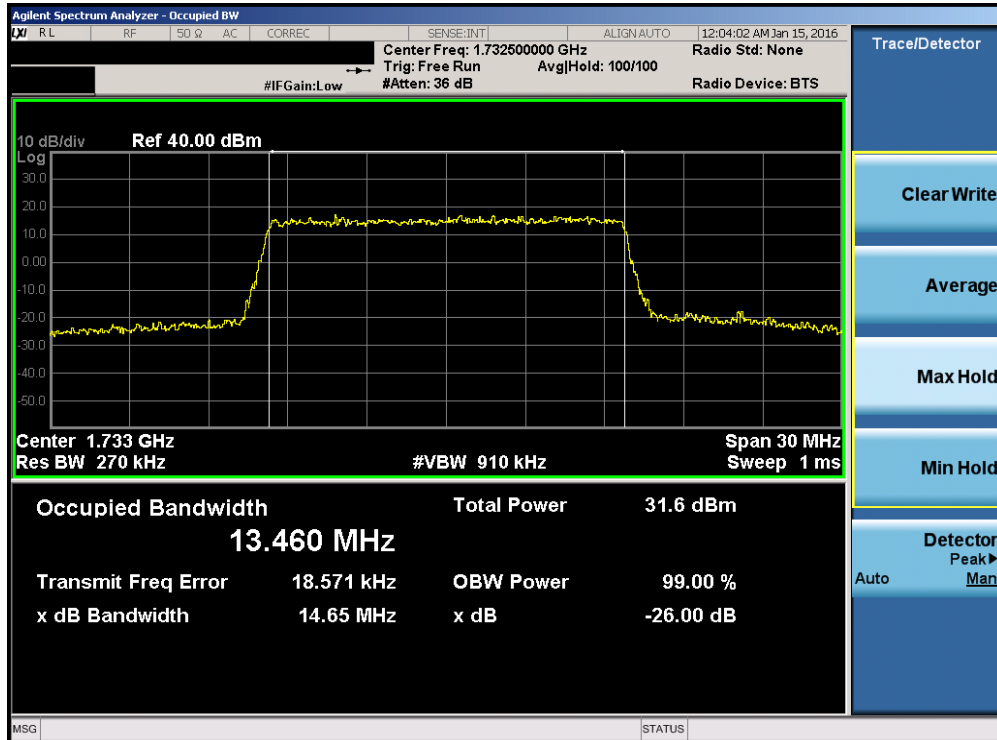


Plot 7-24. Occupied Bandwidth Plot (Band 4 – 10.0MHz 16-QAM – RB Size 50)

FCC ID: ZNFH830		FCC Pt. 22, 24, & 27 LTE MEASUREMENT REPORT (CERTIFICATION)		Reviewed by: Quality Manager
Test Report S/N: 0Y1601190139.ZNF	Test Dates: 1/21 - 2/12/16	EUT Type: Portable Handset		Page 25 of 130

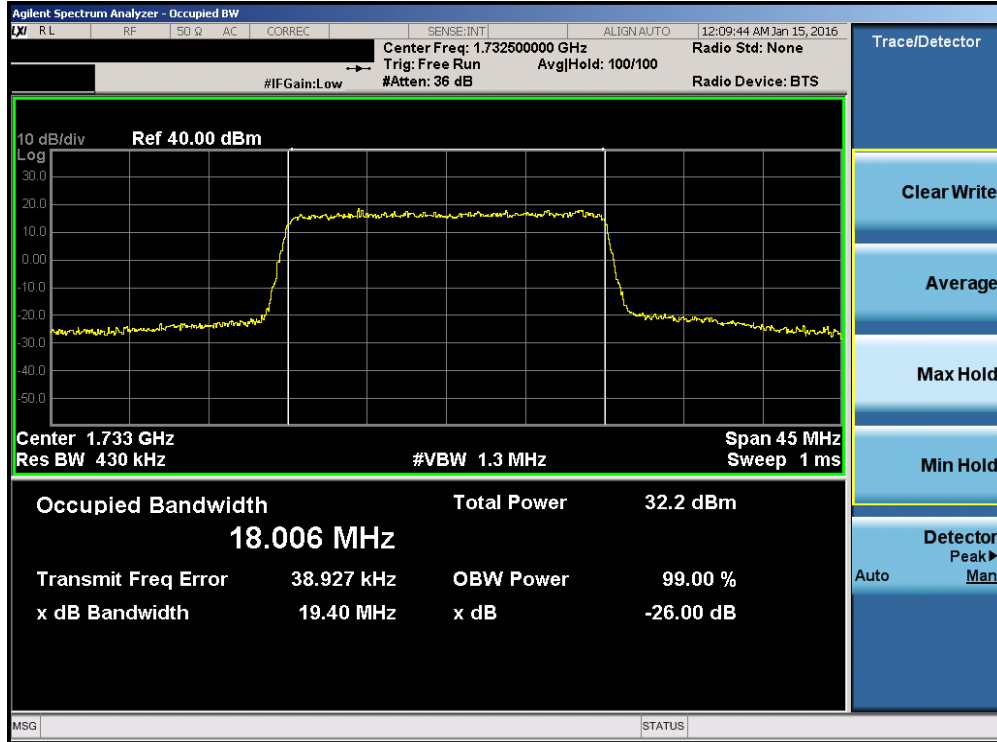


Plot 7-25. Occupied Bandwidth Plot (Band 4 – 15.0MHz QPSK – RB Size 75)

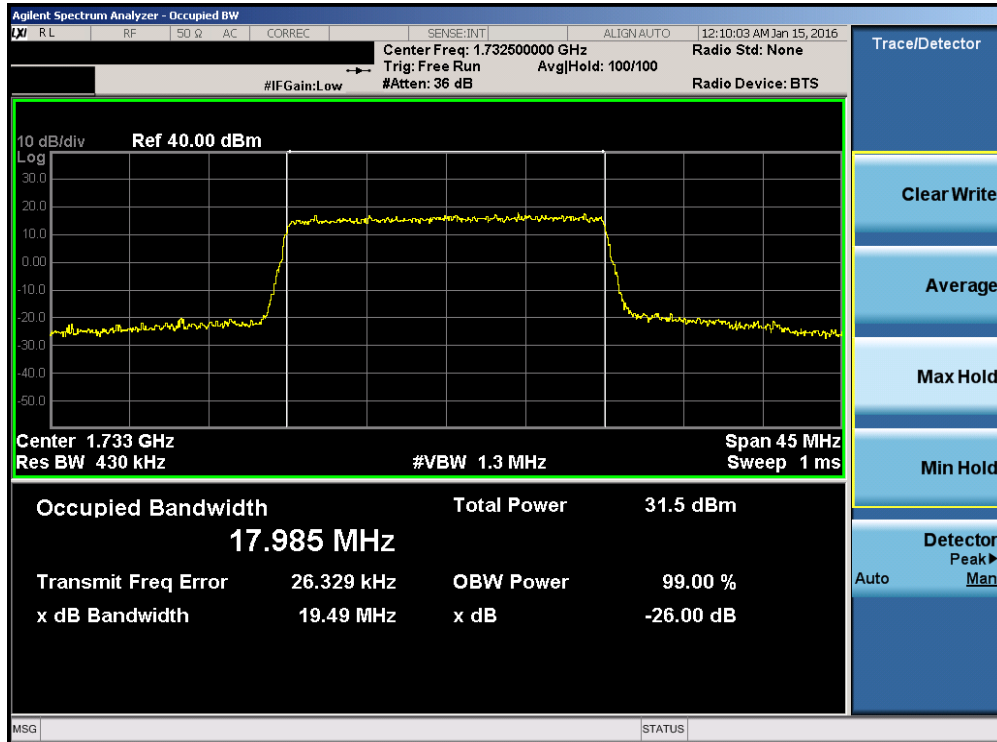


Plot 7-26. Occupied Bandwidth Plot (Band 4 – 15.0MHz 16-QAM – RB Size 75)

FCC ID: ZNFH830		FCC Pt. 22, 24, & 27 LTE MEASUREMENT REPORT (CERTIFICATION)		Reviewed by: Quality Manager
Test Report S/N: 0Y1601190139.ZNF	Test Dates: 1/21 - 2/12/16	EUT Type: Portable Handset		Page 26 of 130

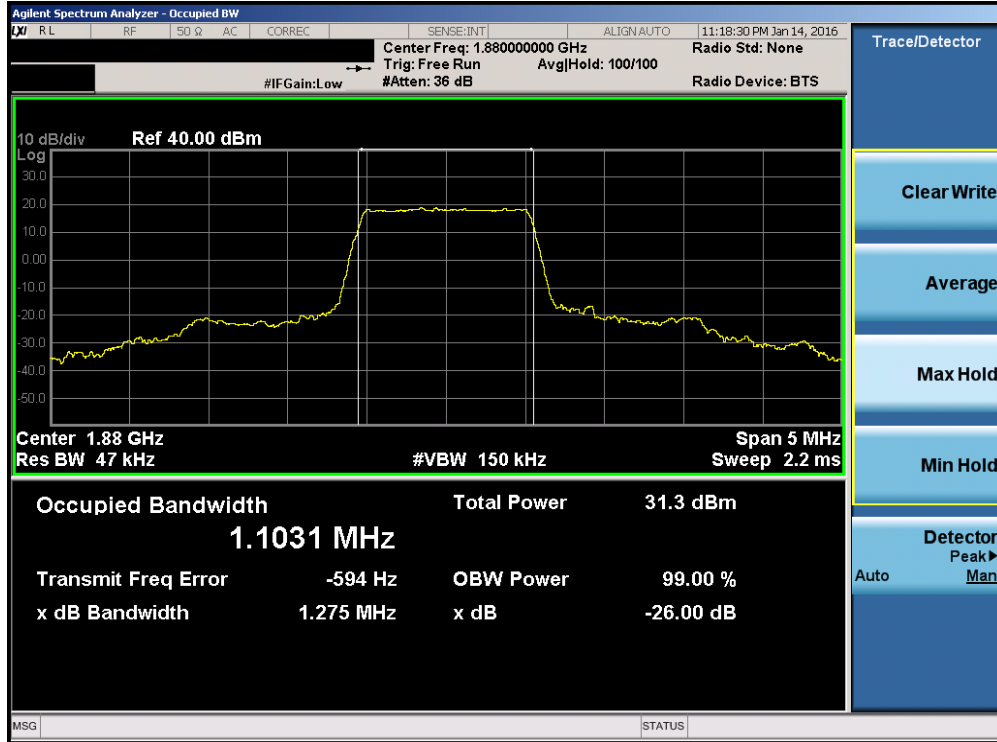


Plot 7-27. Occupied Bandwidth Plot (Band 4 – 20.0MHz QPSK – RB Size 100)

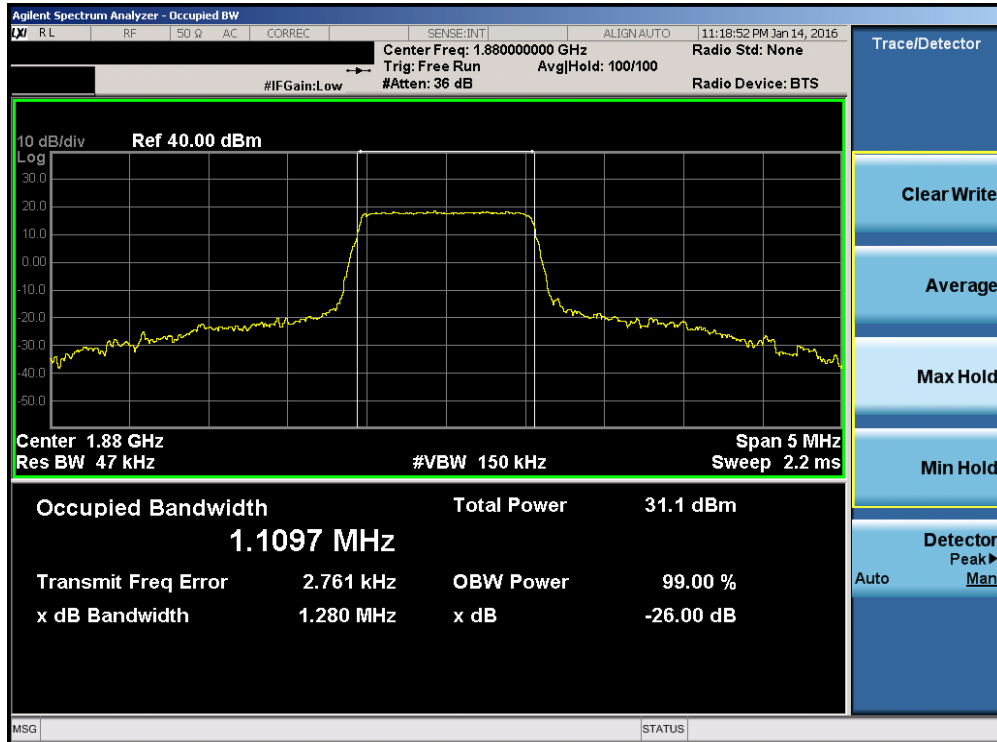


Plot 7-28. Occupied Bandwidth Plot (Band 4 – 20.0MHz 16-QAM – RB Size 100)

FCC ID: ZNFH830		FCC Pt. 22, 24, & 27 LTE MEASUREMENT REPORT (CERTIFICATION)		Reviewed by: Quality Manager
Test Report S/N: 0Y1601190139.ZNF	Test Dates: 1/21 - 2/12/16	EUT Type: Portable Handset		Page 27 of 130



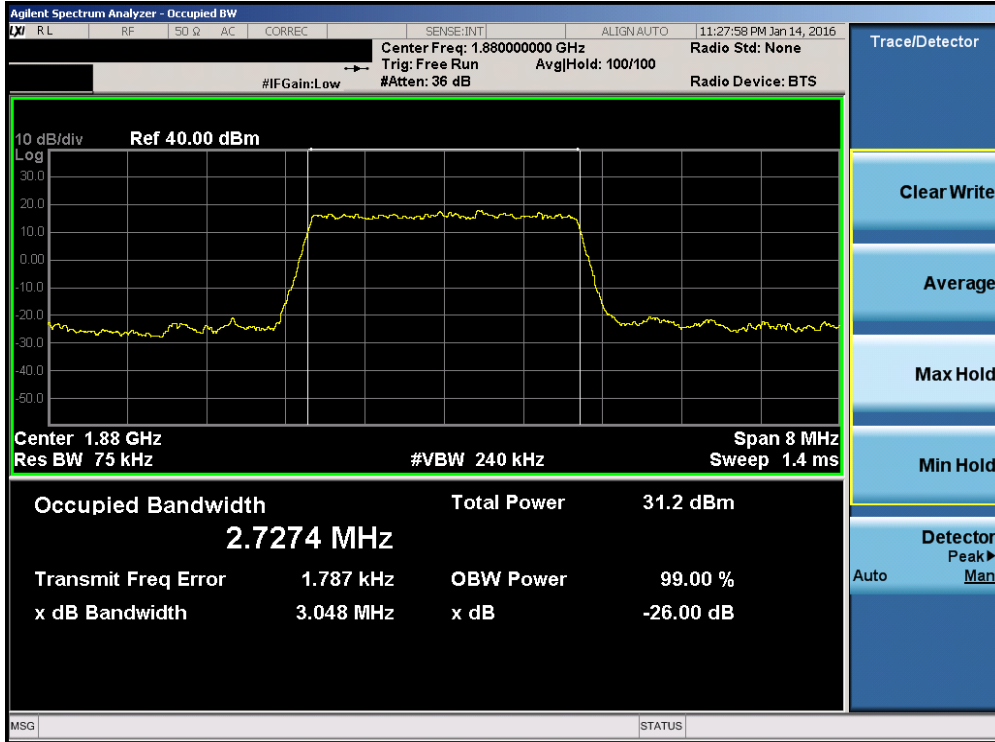
Plot 7-29. Occupied Bandwidth Plot (Band 2 – 1.4MHz QPSK – RB Size 6)



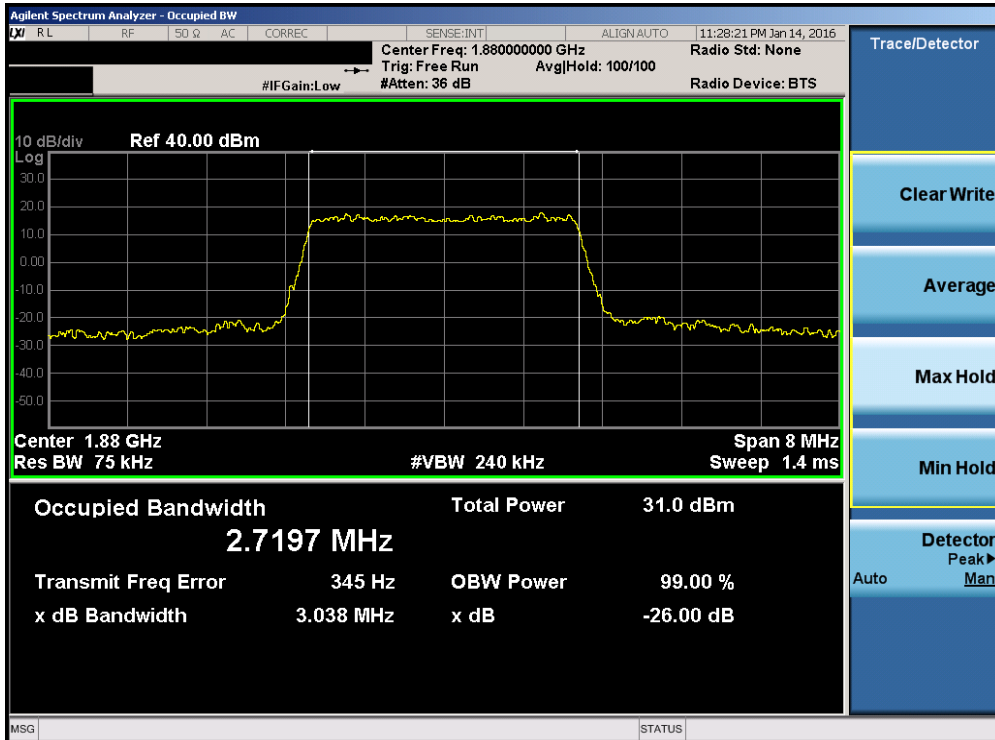
Plot 7-30. Occupied Bandwidth Plot (Band 2 – 1.4MHz 16-QAM – RB Size 6)

FCC ID: ZNFH830	PCTEST ENGINEERING LABORATORY, INC.	FCC Pt. 22, 24, & 27 LTE MEASUREMENT REPORT (CERTIFICATION)	LG	Reviewed by: Quality Manager
Test Report S/N: 0Y1601190139.ZNF	Test Dates: 1/21 - 2/12/16	EUT Type: Portable Handset		Page 28 of 130



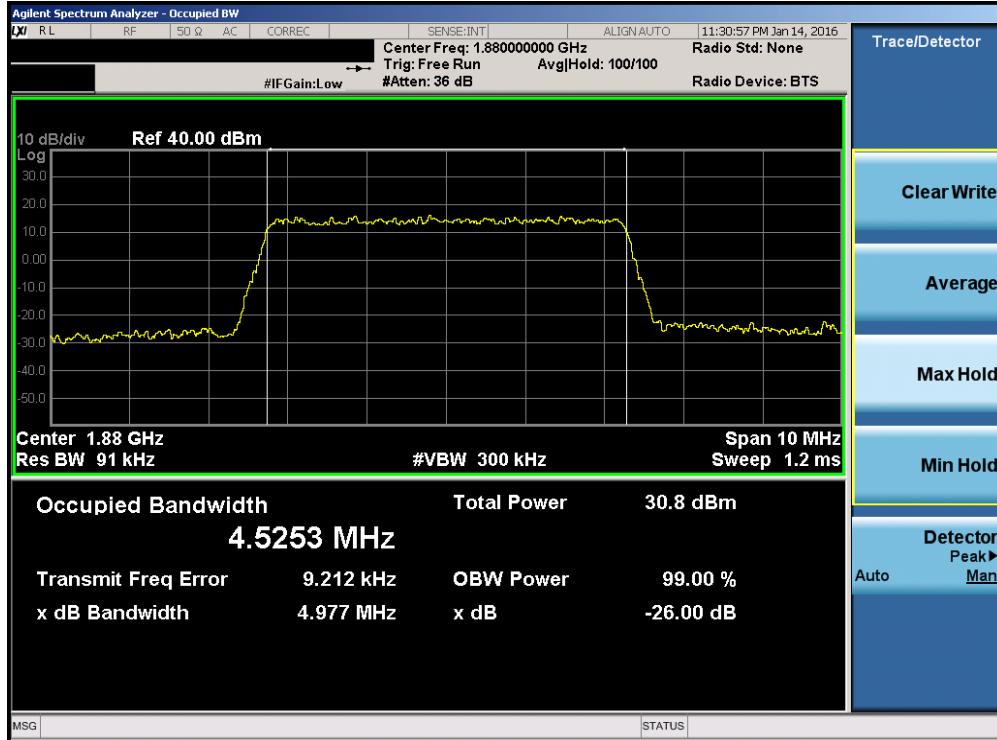


Plot 7-31. Occupied Bandwidth Plot (Band 2 – 3.0MHz QPSK – RB Size 15)

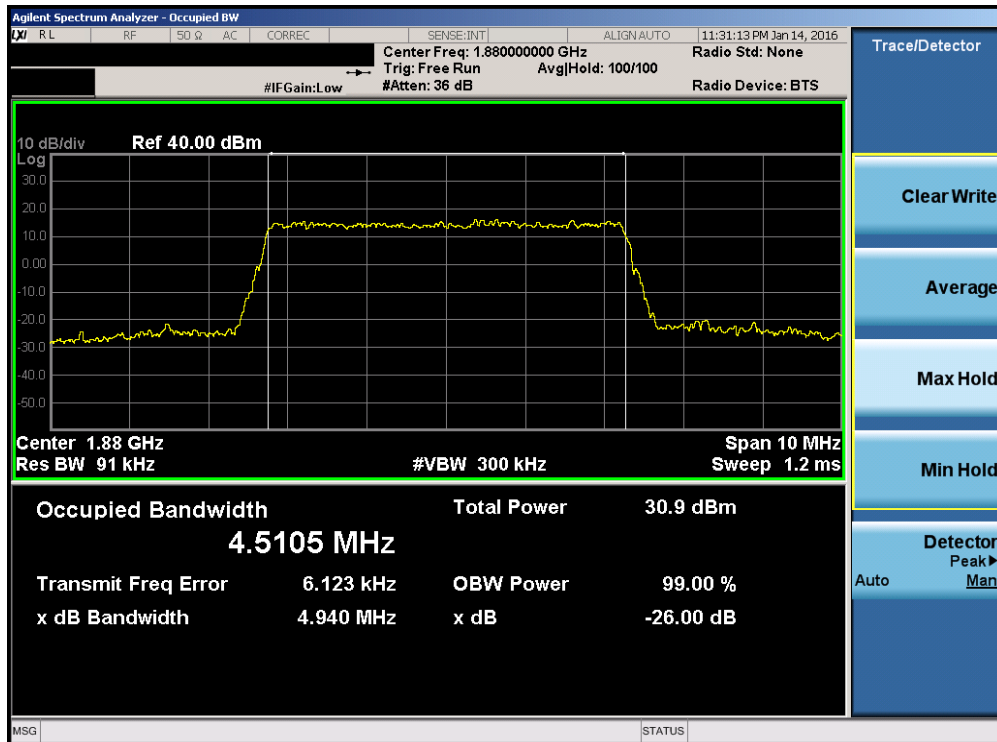


Plot 7-32. Occupied Bandwidth Plot (Band 2 – 3.0MHz 16-QAM – RB Size 15)

FCC ID: ZNFH830	PCTEST ENGINEERING LABORATORY, INC.	FCC Pt. 22, 24, & 27 LTE MEASUREMENT REPORT (CERTIFICATION)	LG	Reviewed by: Quality Manager
Test Report S/N: 0Y1601190139.ZNF	Test Dates: 1/21 - 2/12/16	EUT Type: Portable Handset		Page 29 of 130

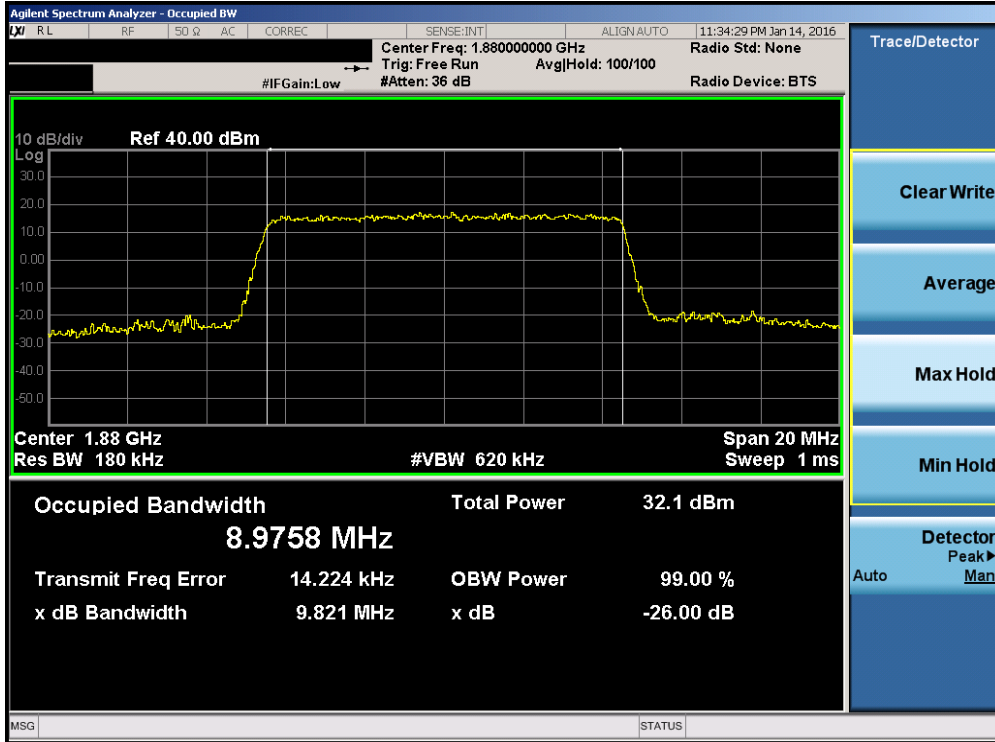


Plot 7-33. Occupied Bandwidth Plot (Band 2 – 5.0MHz QPSK – RB Size 25)

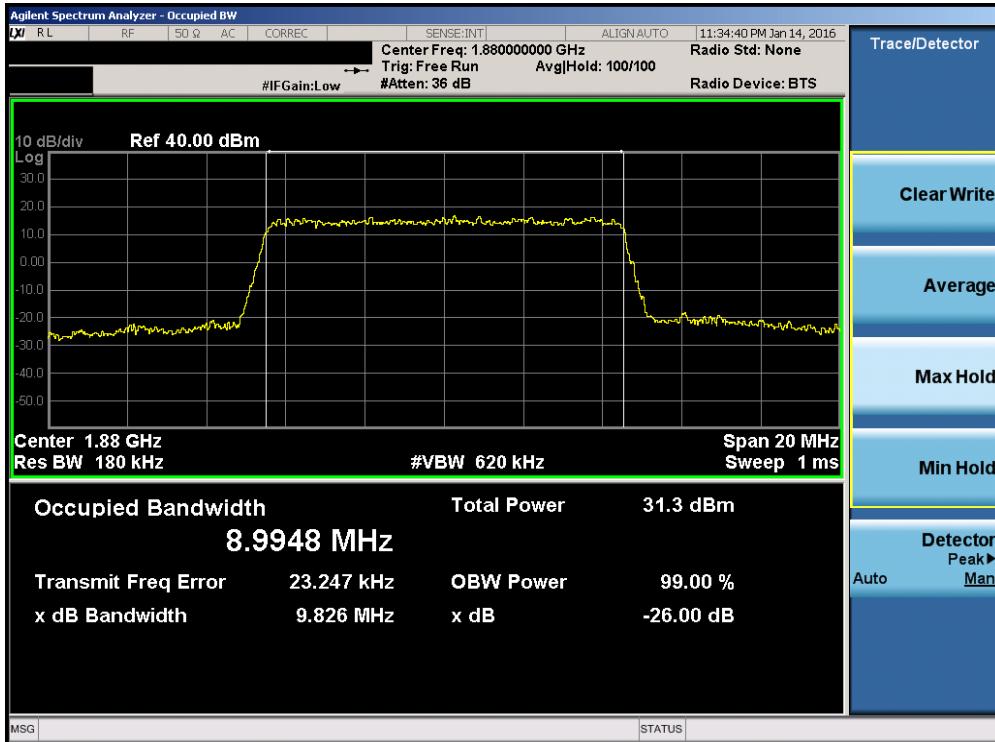


Plot 7-34. Occupied Bandwidth Plot (Band 2 – 5.0MHz 16-QAM – RB Size 25)

FCC ID: ZNFH830		FCC Pt. 22, 24, & 27 LTE MEASUREMENT REPORT (CERTIFICATION)		Reviewed by: Quality Manager
Test Report S/N: 0Y1601190139.ZNF	Test Dates: 1/21 - 2/12/16	EUT Type: Portable Handset		Page 30 of 130

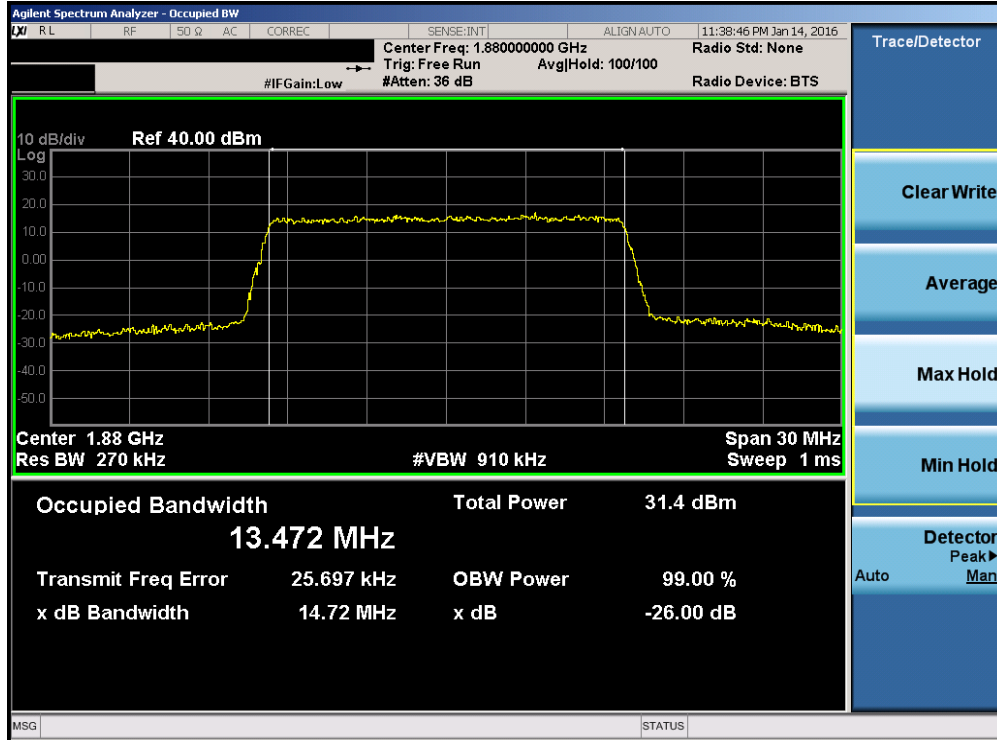


Plot 7-35. Occupied Bandwidth Plot (Band 2 – 10.0MHz QPSK – RB Size 50)

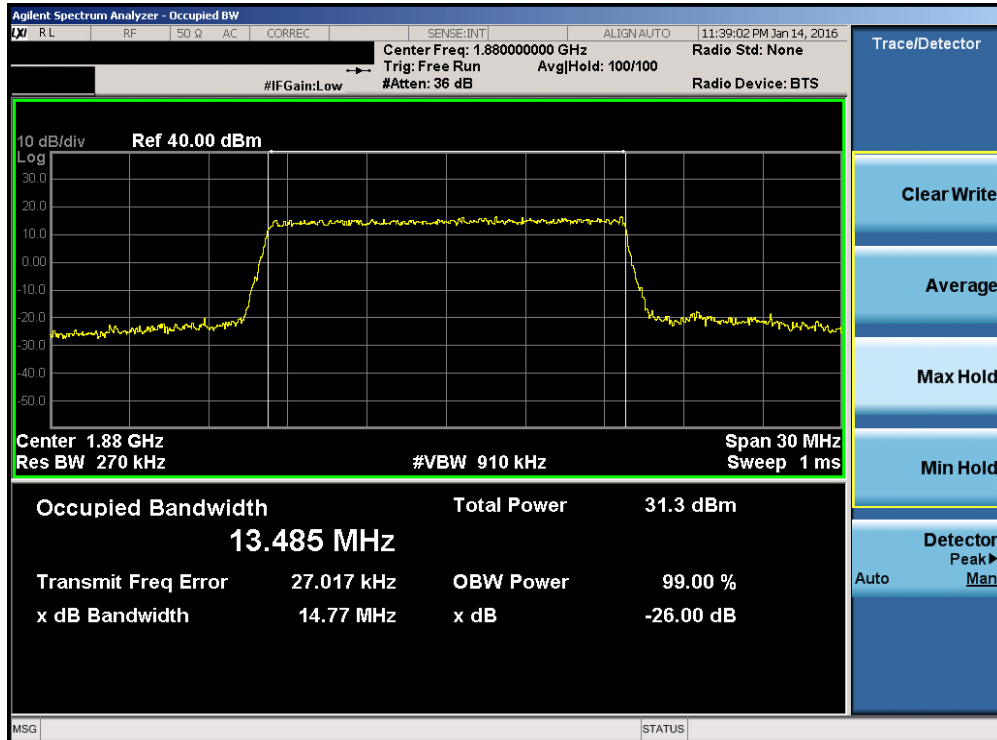


Plot 7-36. Occupied Bandwidth Plot (Band 2 – 10.0MHz 16-QAM – RB Size 50)

FCC ID: ZNFH830	PCTEST ENGINEERING LABORATORY, INC.	FCC Pt. 22, 24, & 27 LTE MEASUREMENT REPORT (CERTIFICATION)	LG	Reviewed by: Quality Manager
Test Report S/N: 0Y1601190139.ZNF	Test Dates: 1/21 - 2/12/16	EUT Type: Portable Handset		Page 31 of 130

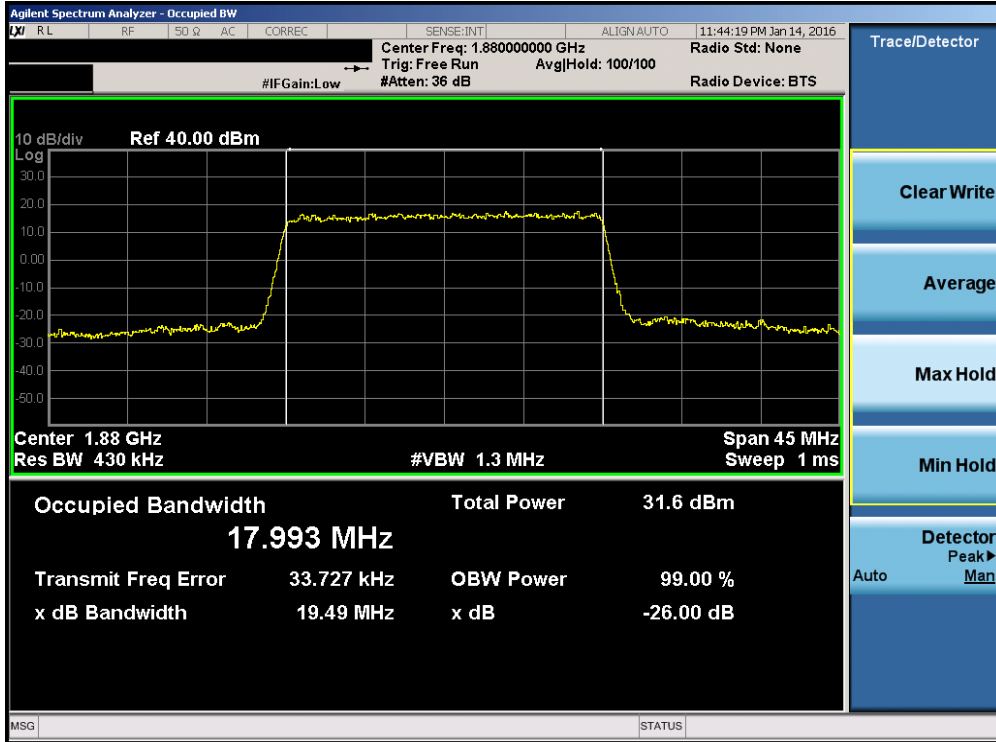


Plot 7-37. Occupied Bandwidth Plot (Band 2 – 15.0MHz QPSK – RB Size 75)

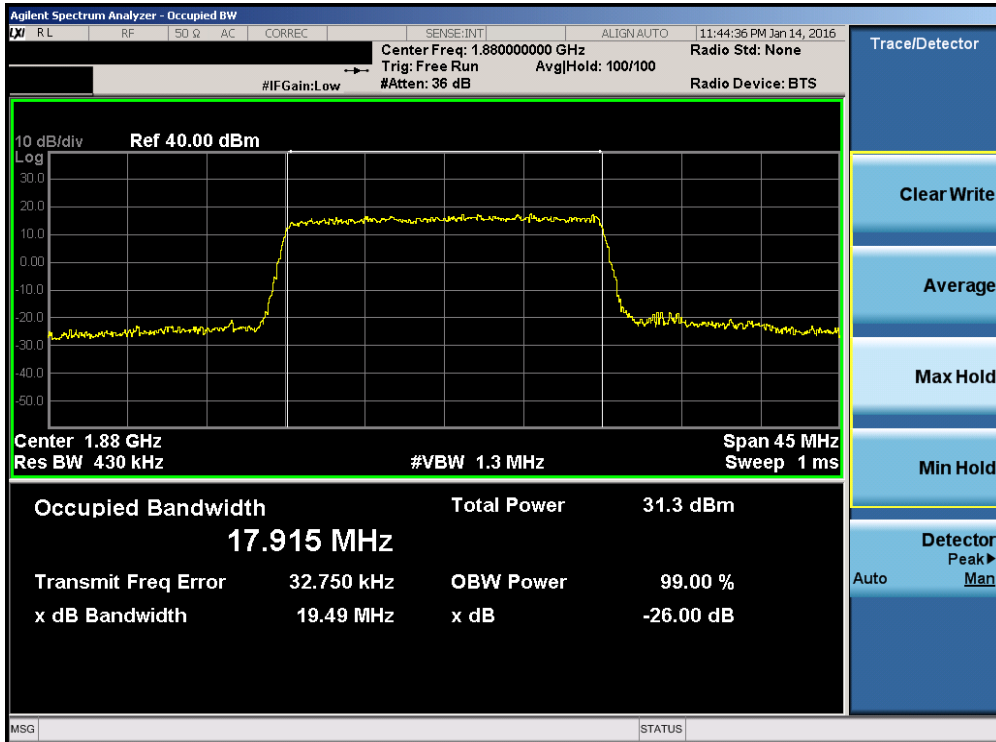


Plot 7-38. Occupied Bandwidth Plot (Band 2 – 15.0MHz 16-QAM – RB Size 75)

FCC ID: ZNFH830	PCTEST ENGINEERING LABORATORY, INC.	FCC Pt. 22, 24, & 27 LTE MEASUREMENT REPORT (CERTIFICATION)	LG	Reviewed by: Quality Manager
Test Report S/N: 0Y1601190139.ZNF	Test Dates: 1/21 - 2/12/16	EUT Type: Portable Handset		Page 32 of 130



Plot 7-39. Occupied Bandwidth Plot (Band 2 – 20.0MHz QPSK – RB Size 100)



Plot 7-40. Occupied Bandwidth Plot (Band 2 – 20.0MHz 16-QAM – RB Size 100)

FCC ID: ZNFH830	PCTEST ENGINEERING LABORATORY, INC.	FCC Pt. 22, 24, & 27 LTE MEASUREMENT REPORT (CERTIFICATION)	LG	Reviewed by: Quality Manager
Test Report S/N: 0Y1601190139.ZNF	Test Dates: 1/21 - 2/12/16	EUT Type: Portable Handset		Page 33 of 130

### 7.3 Spurious and Harmonic Emissions at Antenna Terminal

§2.1051 §22.917(a) §24.238(a) §27.53(q) §27.53(h)

#### Test Overview

The level of the carrier and the various conducted spurious and harmonic frequencies is measured by means of a calibrated spectrum analyzer. The spectrum is scanned from the lowest frequency generated in the equipment up to a frequency including its 10<sup>th</sup> harmonic. All out of band emissions are measured with a spectrum analyzer connected to the antenna terminal of the EUT while the EUT is operating at its maximum duty cycle, at maximum power, and at the appropriate frequencies. All data rates were investigated to determine the worst case configuration. All modes of operation were investigated and the worst case configuration results are reported in this section.

***The minimum permissible attenuation level of any spurious emission is  $43 + \log_{10}(P_{[Watts]})$ , where P is the transmitter power in Watts.***

#### Test Procedure Used

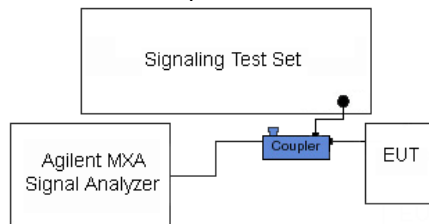
KDB 971168 v02r02 – Section 6.0

#### Test Settings

1. Start frequency was set to 30MHz and stop frequency was set to at least 10 \* the fundamental frequency (separated into at least two plots per channel)
2. Detector = RMS
3. Trace mode = trace average
4. Sweep time = auto couple
5. The trace was allowed to stabilize
6. Please see test notes below for RBW and VBW settings

#### Test Setup



The EUT and measurement equipment were set up as shown in the diagram below.



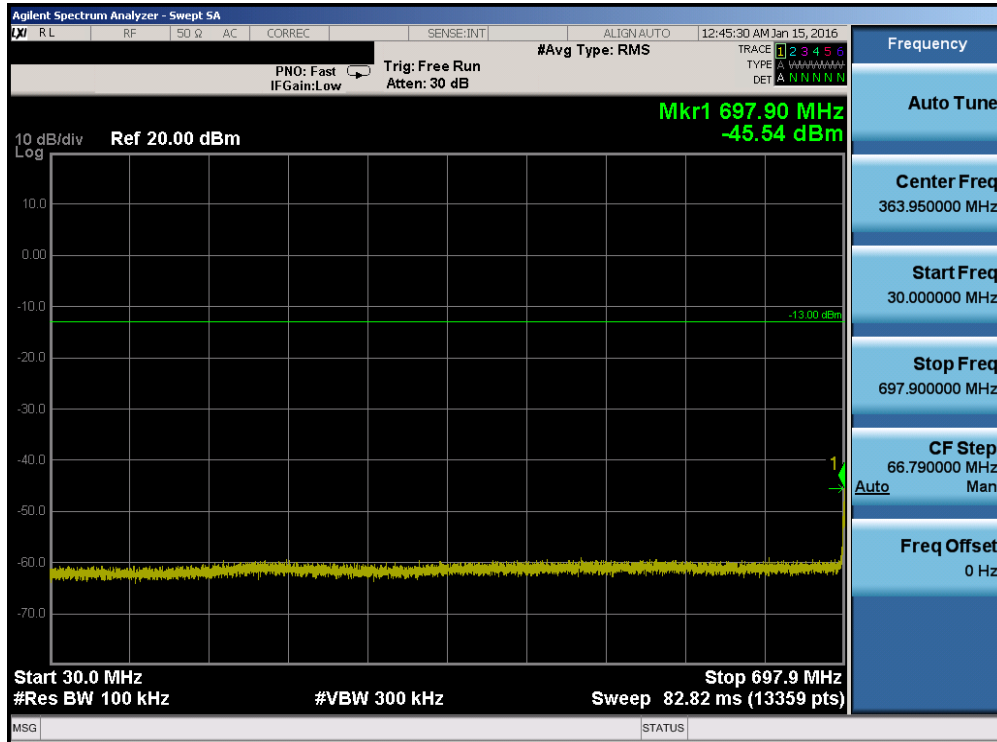
**Figure 7-2. Test Instrument & Measurement Setup**

#### Test Notes

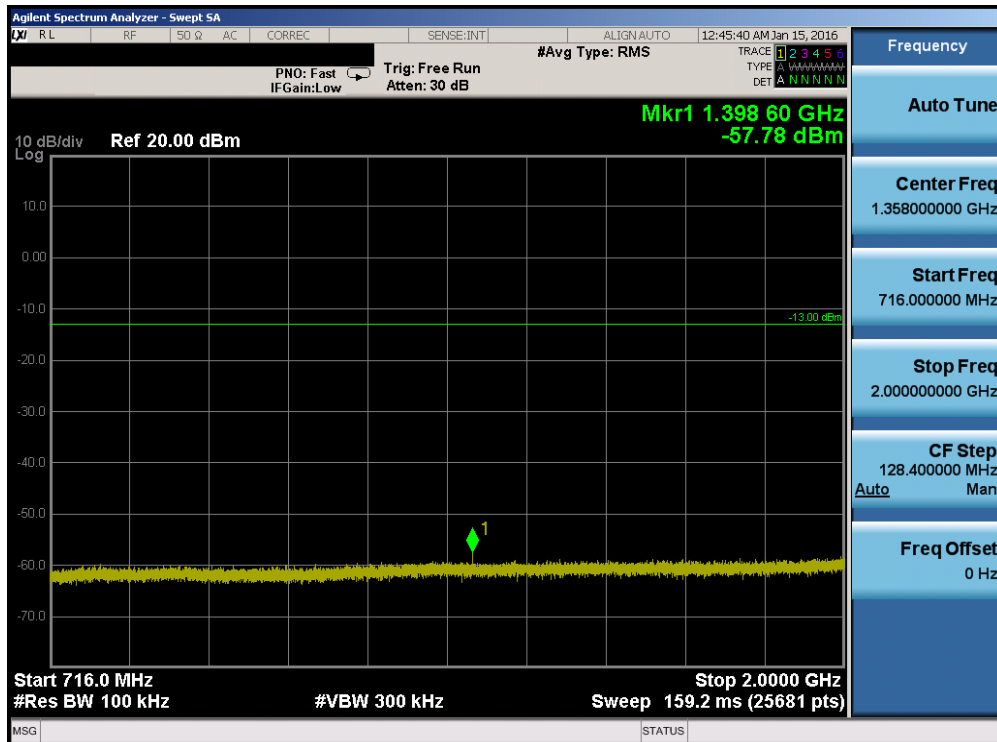
Compliance with the applicable limits is based on the use of measurement instrumentation employing a resolution bandwidth of 100 kHz or greater for frequencies less than 1 GHz and 1 MHz or greater for frequencies greater than 1 GHz. However, in the 1 MHz bands immediately outside and adjacent to the frequency block a resolution bandwidth of at least one percent of the emission bandwidth of the fundamental emission of the transmitter may be employed. The emission bandwidth is defined as the width of the signal between two points, one below the carrier center frequency and one above the carrier center frequency, outside of which all emission are attenuated at least 26 dB below the transmitter power.

FCC ID: ZNFH830	 PCTEST ENGINEERING LABORATORY, INC.	FCC Pt. 22, 24, & 27 LTE MEASUREMENT REPORT (CERTIFICATION)	 LG	Reviewed by: Quality Manager
Test Report S/N: 0Y1601190139.ZNF	Test Dates: 1/21 - 2/12/16	EUT Type: Portable Handset	Page 34 of 130	



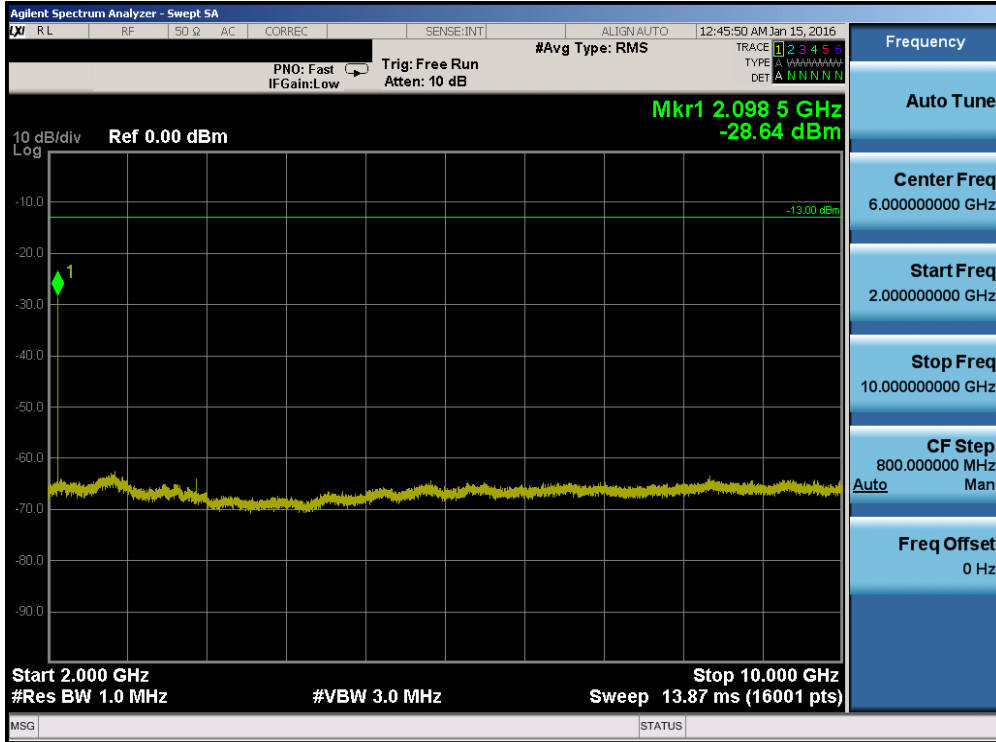


Plot 7-41. Conducted Spurious Plot (Band 12 – 3.0MHz QPSK – RB Size 1, RB Offset 0 – Low Channel)

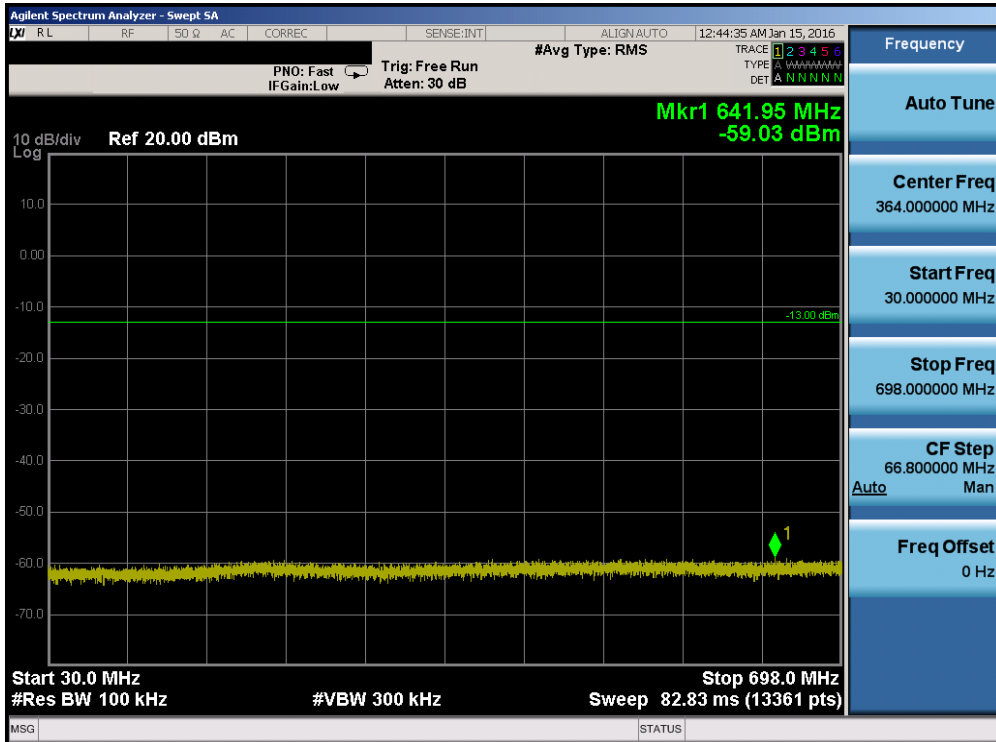


Plot 7-42. Conducted Spurious Plot (Band 12 – 3.0MHz QPSK – RB Size 1, RB Offset 0 – Low Channel)

FCC ID: ZNFH830	PCTEST ENGINEERING LABORATORY, INC.	FCC Pt. 22, 24, & 27 LTE MEASUREMENT REPORT (CERTIFICATION)	LG	Reviewed by: Quality Manager
Test Report S/N: 0Y1601190139.ZNF	Test Dates: 1/21 - 2/12/16	EUT Type: Portable Handset	Page 35 of 130	

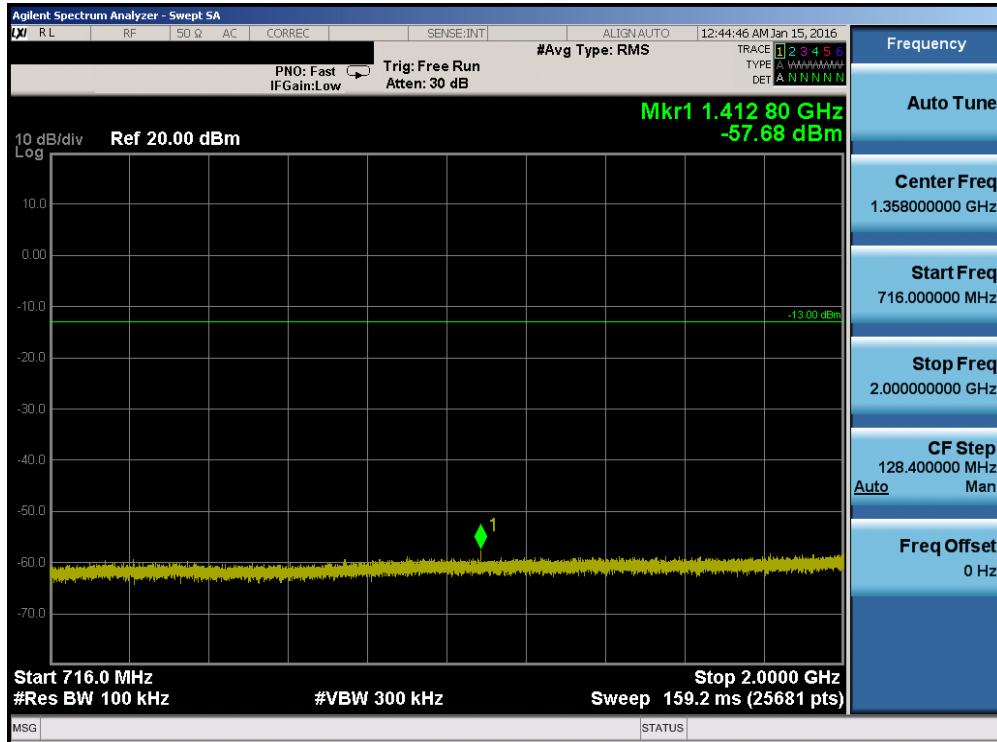


Plot 7-43. Conducted Spurious Plot (Band 12 – 3.0MHz QPSK – RB Size 1, RB Offset 0 – Low Channel)

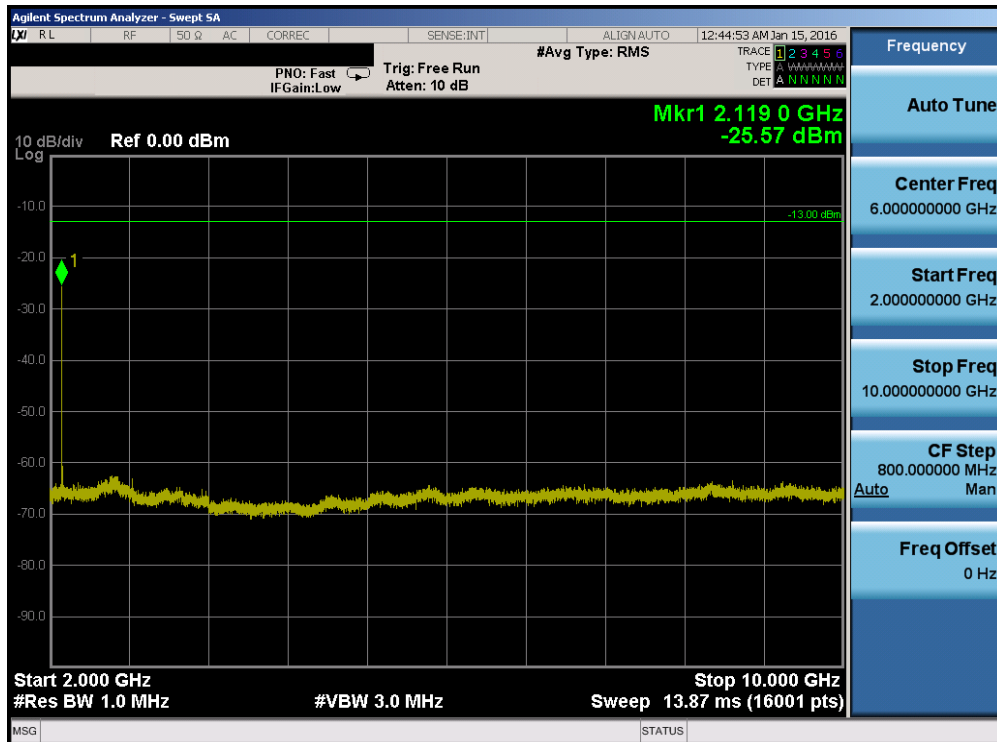


Plot 7-44. Conducted Spurious Plot (Band 12 – 3.0MHz QPSK – RB Size 1, RB Offset 0 – Mid Channel)

FCC ID: ZNFH830		FCC Pt. 22, 24, & 27 LTE MEASUREMENT REPORT (CERTIFICATION)		Reviewed by: Quality Manager
Test Report S/N: 0Y1601190139.ZNF	Test Dates: 1/21 - 2/12/16	EUT Type: Portable Handset		Page 36 of 130

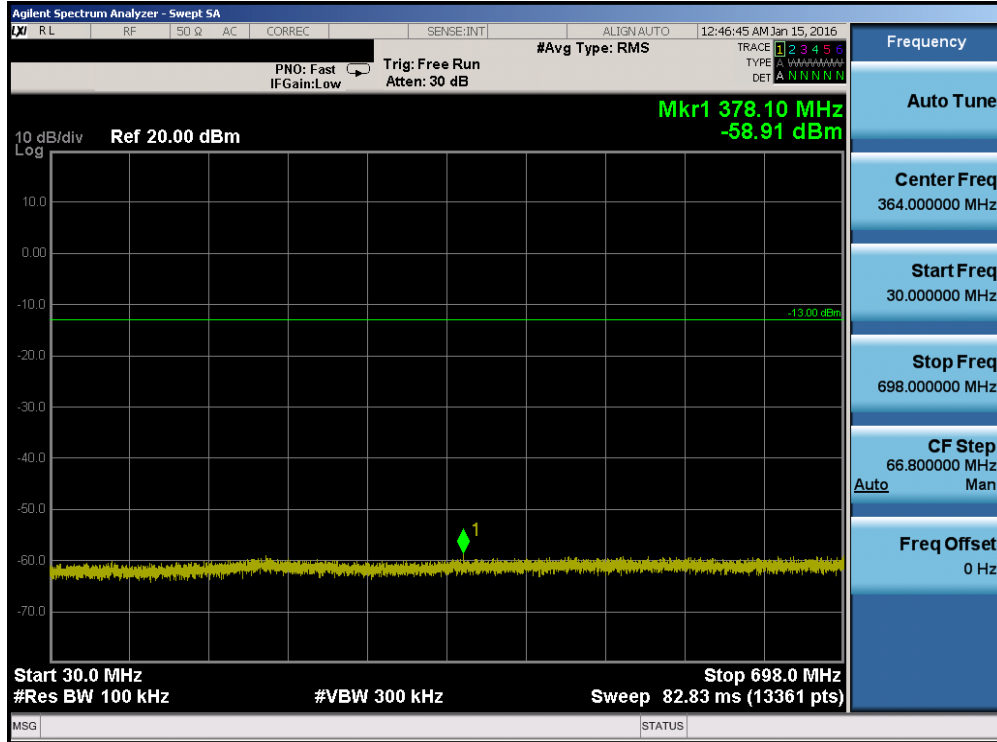


Plot 7-45. Conducted Spurious Plot (Band 12 – 3.0MHz QPSK – RB Size 1, RB Offset 0 – Mid Channel)

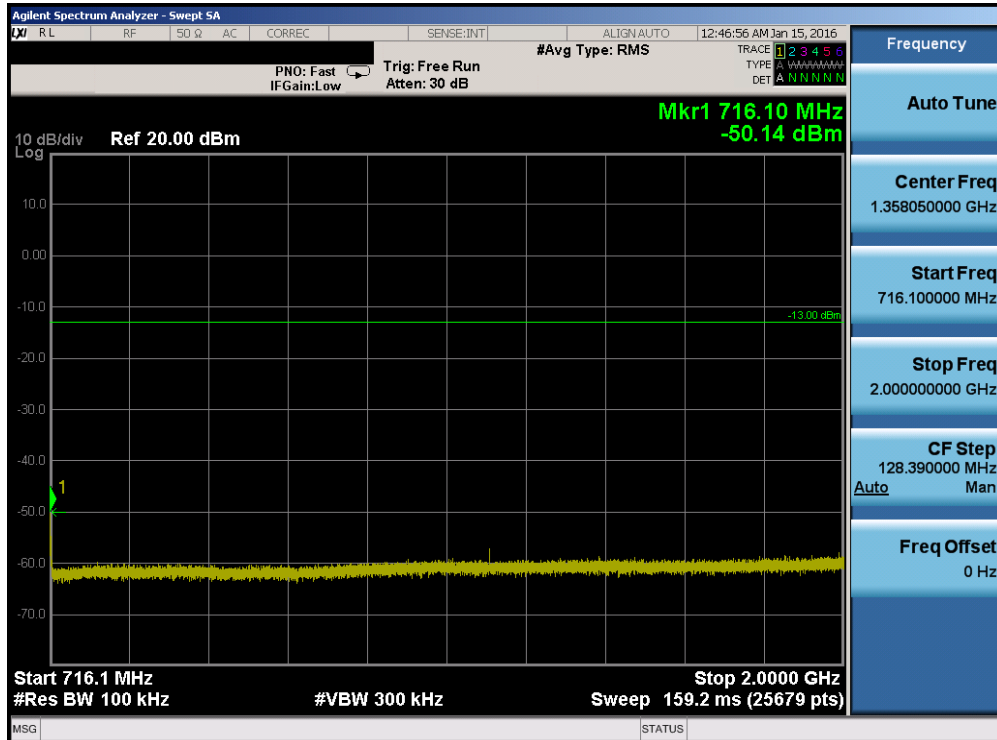


Plot 7-46. Conducted Spurious Plot (Band 12 – 3.0MHz QPSK – RB Size 1, RB Offset 0 – Mid Channel)

FCC ID: ZNFH830	PCTEST ENGINEERING LABORATORY, INC.	FCC Pt. 22, 24, & 27 LTE MEASUREMENT REPORT (CERTIFICATION)	LG	Reviewed by: Quality Manager
Test Report S/N: 0Y1601190139.ZNF	Test Dates: 1/21 - 2/12/16	EUT Type: Portable Handset		Page 37 of 130

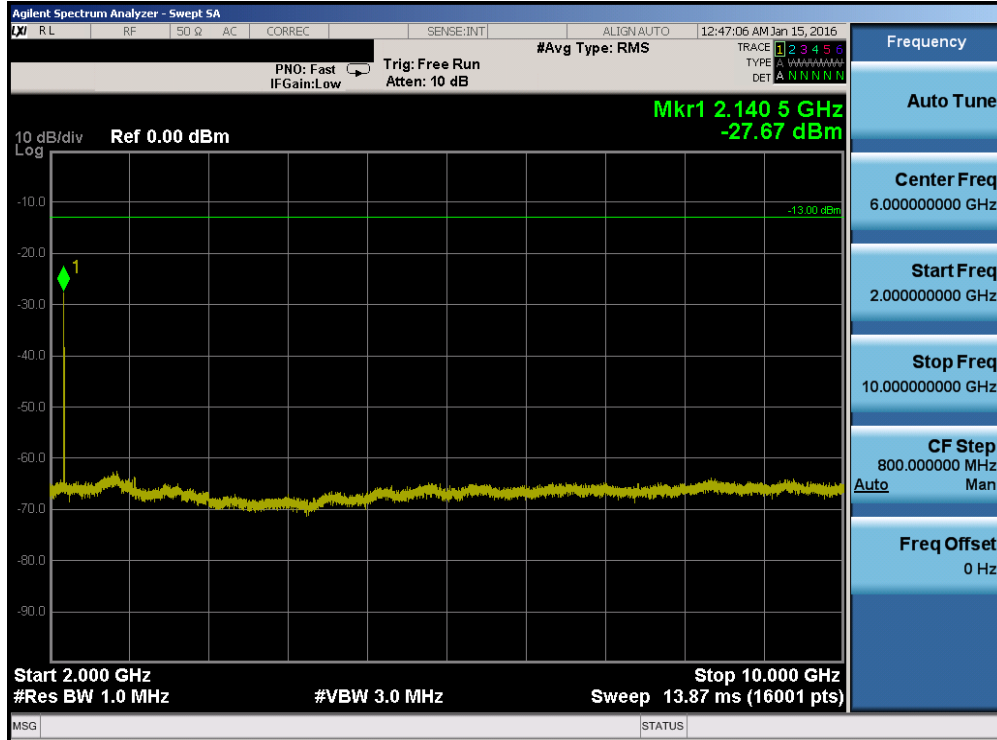


Plot 7-47. Conducted Spurious Plot (Band 12 – 3.0MHz QPSK – RB Size 1, RB Offset 0 – High Channel)

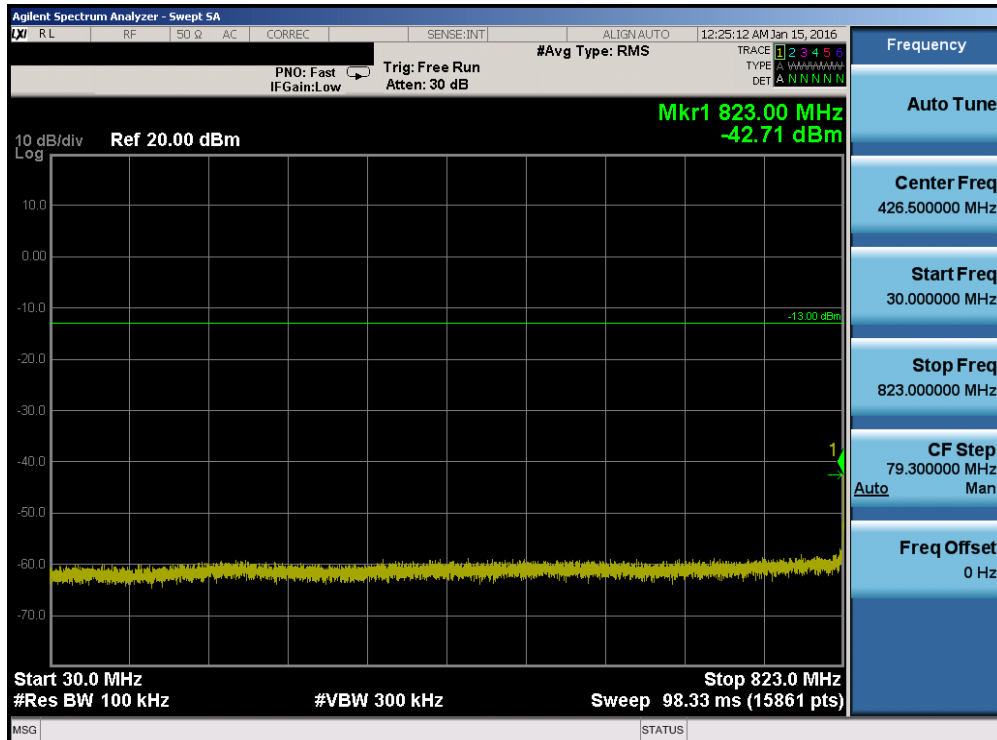


Plot 7-48. Conducted Spurious Plot (Band 12 – 3.0MHz QPSK – RB Size 1, RB Offset 0 – High Channel)

FCC ID: ZNFH830		FCC Pt. 22, 24, & 27 LTE MEASUREMENT REPORT (CERTIFICATION)		Reviewed by: Quality Manager
Test Report S/N: 0Y1601190139.ZNF	Test Dates: 1/21 - 2/12/16	EUT Type: Portable Handset		Page 38 of 130

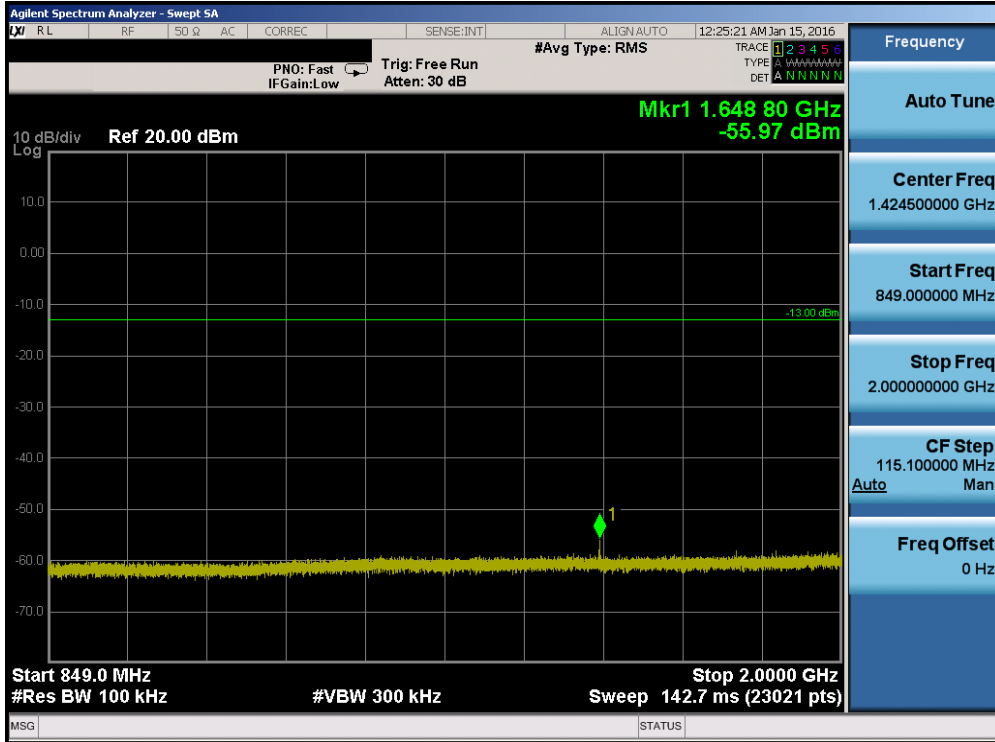


Plot 7-49. Conducted Spurious Plot (Band 12 – 3.0MHz QPSK – RB Size 1, RB Offset 0 – High Channel)

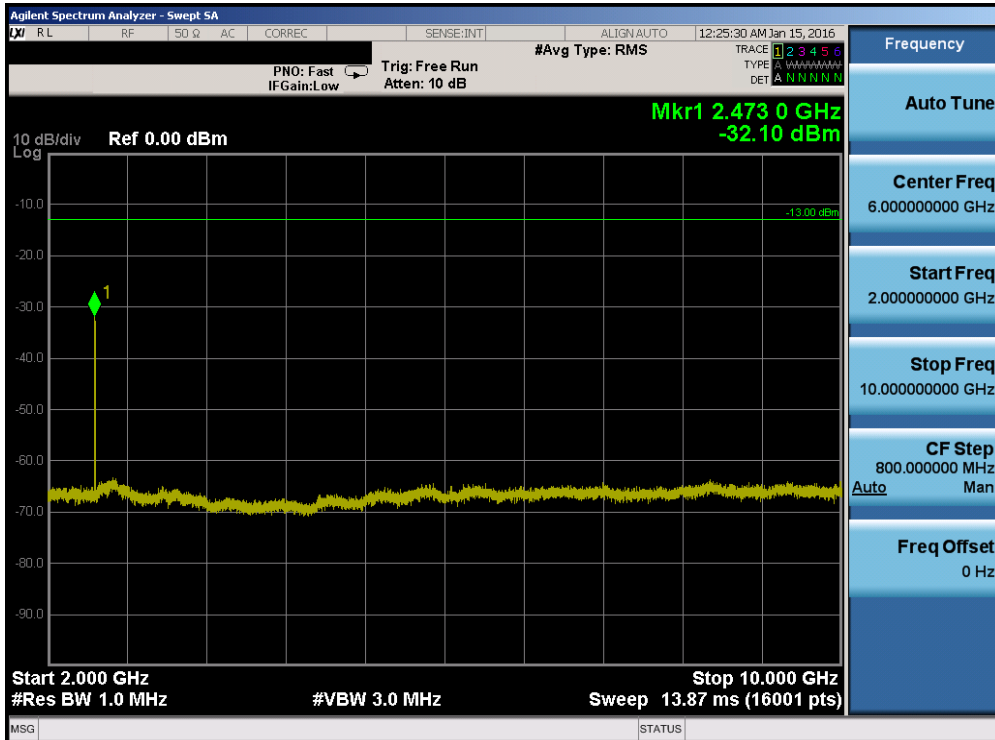


Plot 7-50. Conducted Spurious Plot (Band 5 – 3.0MHz QPSK – RB Size 1, RB Offset 0 – Low Channel)



FCC ID: ZNFH830	PCTEST ENGINEERING LABORATORY, INC.	FCC Pt. 22, 24, & 27 LTE MEASUREMENT REPORT (CERTIFICATION)	LG	Reviewed by: Quality Manager
Test Report S/N: 0Y1601190139.ZNF	Test Dates: 1/21 - 2/12/16	EUT Type: Portable Handset	Page 39 of 130	



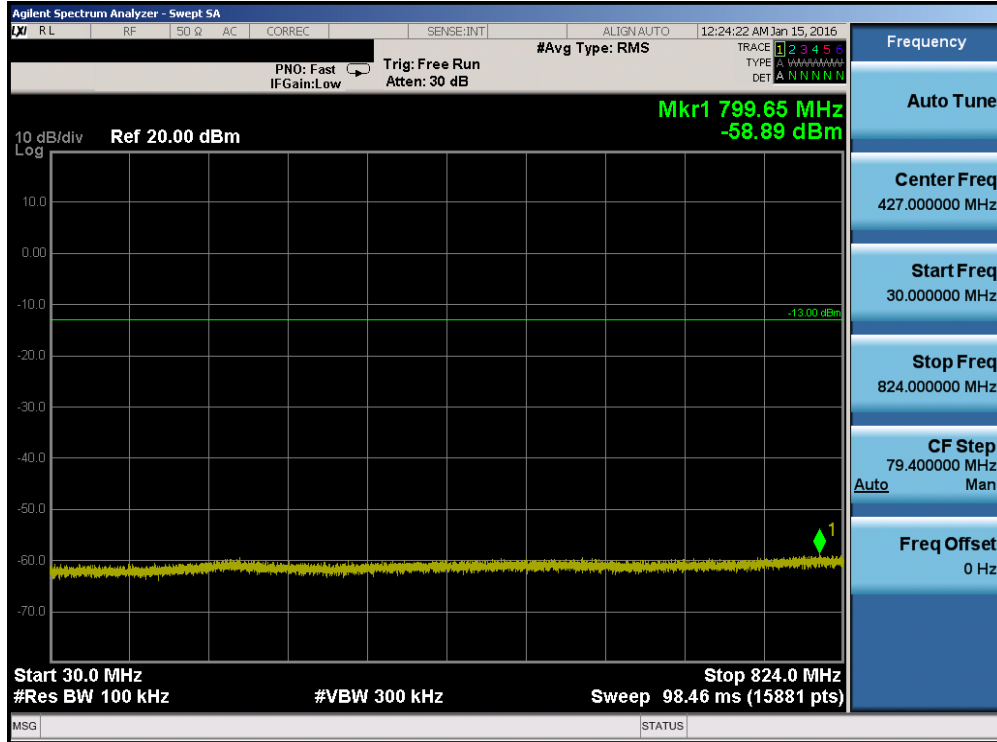
Plot 7-51. Conducted Spurious Plot (Band 5 – 3.0MHz QPSK – RB Size 1, RB Offset 0 – Low Channel)



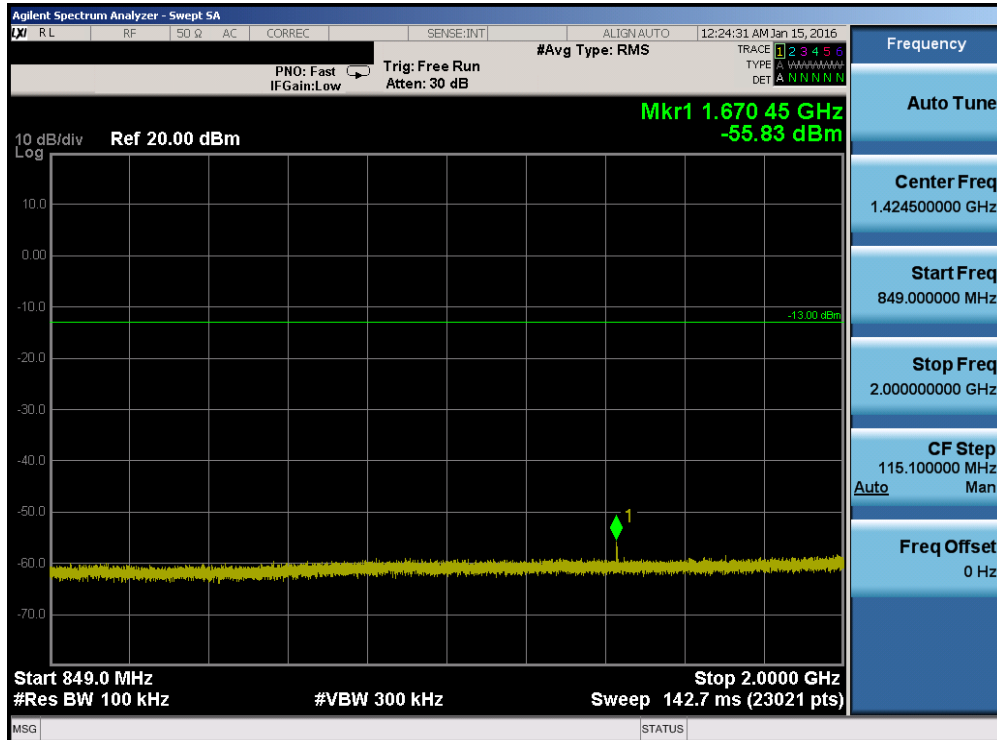
Plot 7-52. Conducted Spurious Plot (Band 5 – 3.0MHz QPSK – RB Size 1, RB Offset 0 – Low Channel)

FCC ID: ZNFH830		FCC Pt. 22, 24, & 27 LTE MEASUREMENT REPORT (CERTIFICATION)		Reviewed by: Quality Manager
Test Report S/N: 0Y1601190139.ZNF	Test Dates: 1/21 - 2/12/16	EUT Type: Portable Handset		Page 40 of 130



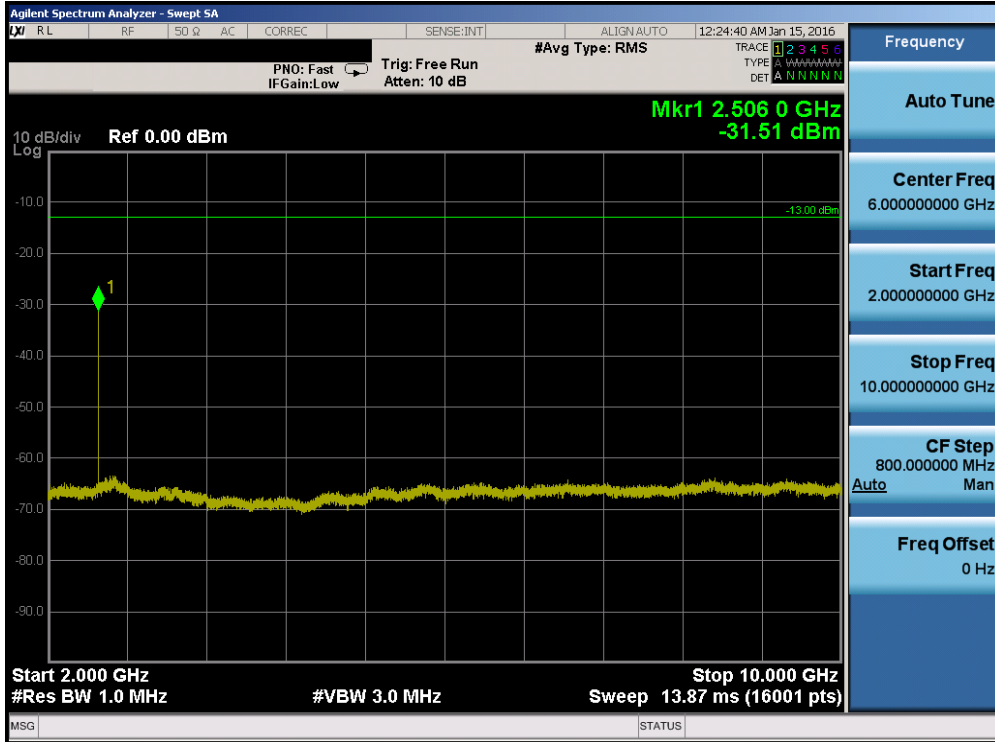


Plot 7-53. Conducted Spurious Plot (Band 5 – 3.0MHz QPSK – RB Size 1, RB Offset 0 – Mid Channel)

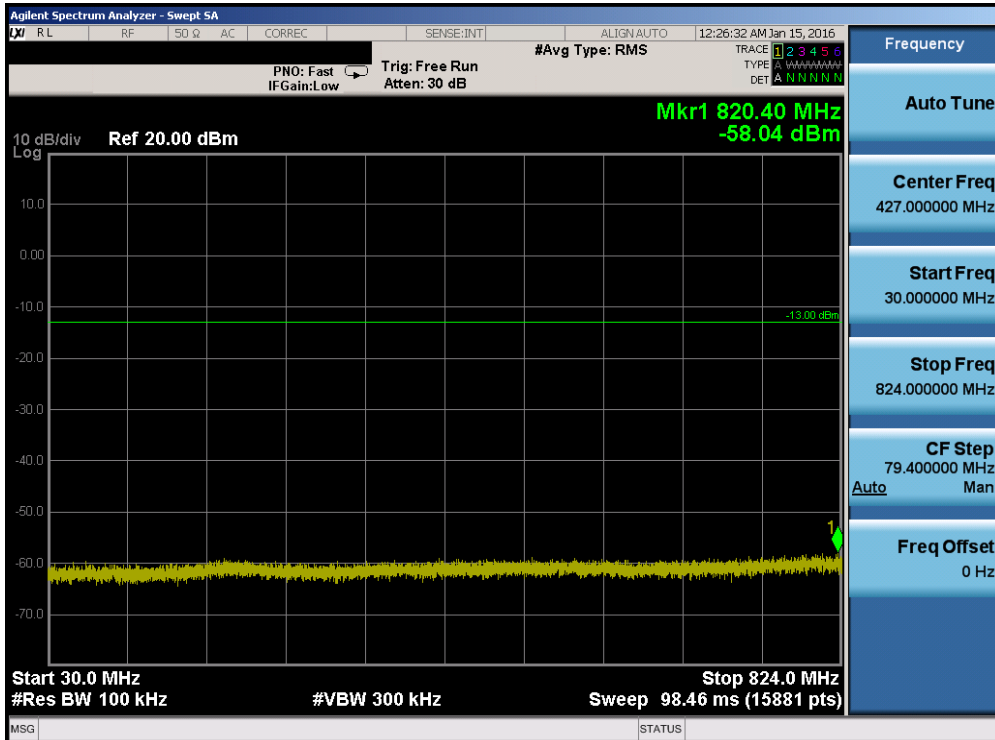


Plot 7-54. Conducted Spurious Plot (Band 5 – 3.0MHz QPSK – RB Size 1, RB Offset 0 – Mid Channel)

FCC ID: ZNFH830		FCC Pt. 22, 24, & 27 LTE MEASUREMENT REPORT (CERTIFICATION)		Reviewed by: Quality Manager
Test Report S/N: 0Y1601190139.ZNF	Test Dates: 1/21 - 2/12/16	EUT Type: Portable Handset		Page 41 of 130

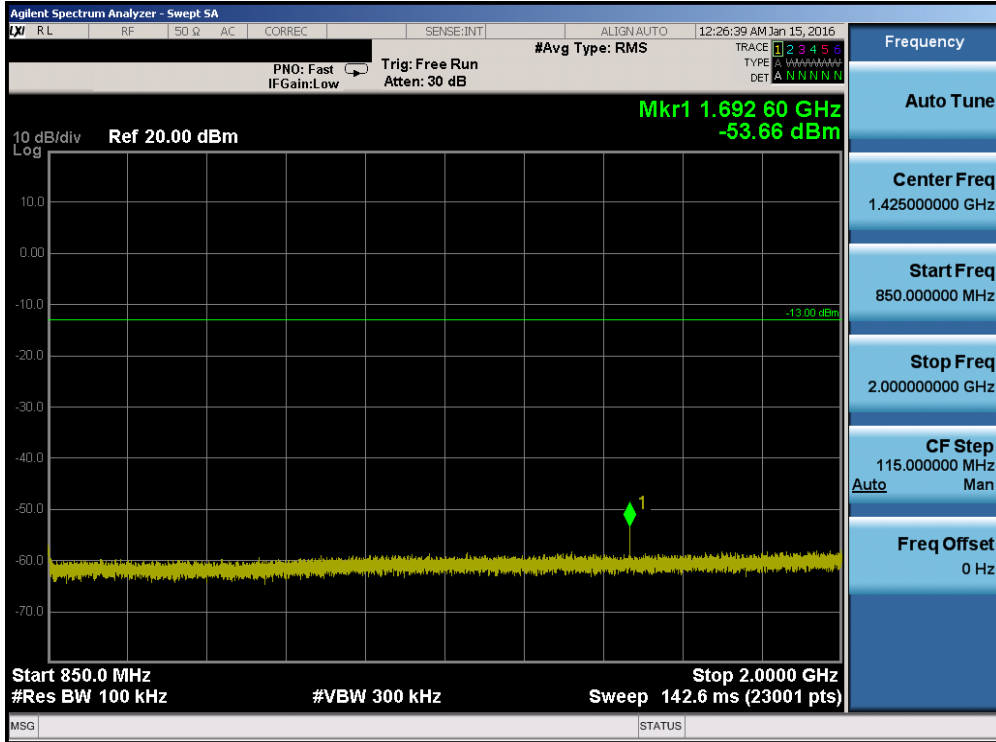


Plot 7-55. Conducted Spurious Plot (Band 5 – 3.0MHz QPSK – RB Size 1, RB Offset 0 – Mid Channel)

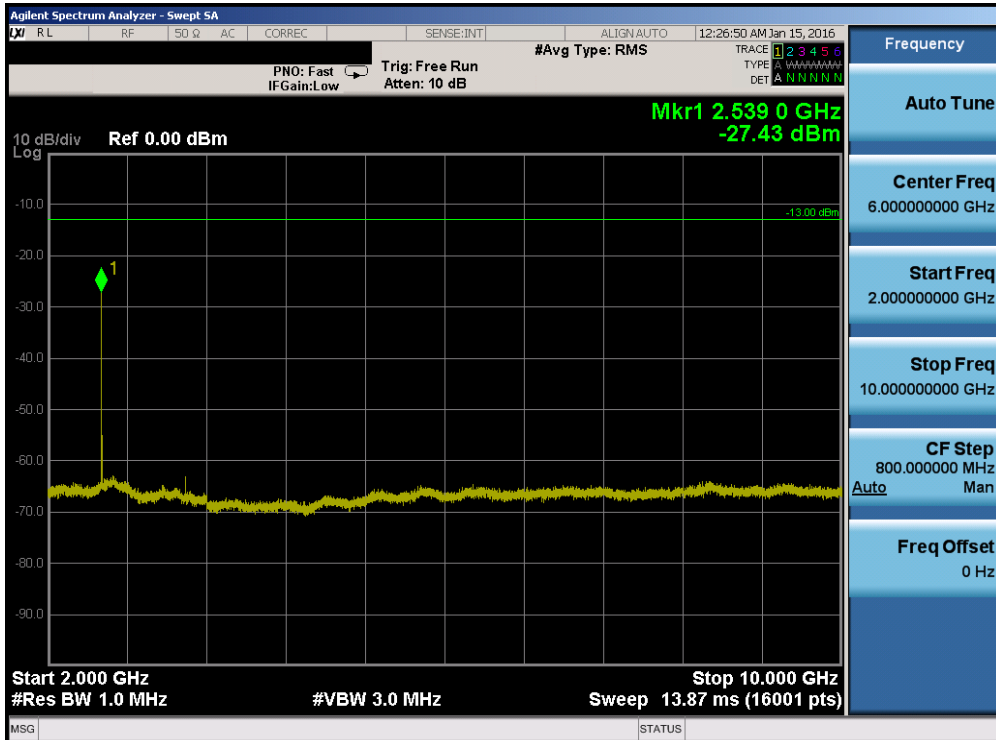


Plot 7-56. Conducted Spurious Plot (Band 5 – 3.0MHz QPSK – RB Size 1, RB Offset 0 – High Channel)

FCC ID: ZNFH830	PCTEST ENGINEERING LABORATORY, INC.	FCC Pt. 22, 24, & 27 LTE MEASUREMENT REPORT (CERTIFICATION)	LG	Reviewed by: Quality Manager
Test Report S/N: 0Y1601190139.ZNF	Test Dates: 1/21 - 2/12/16	EUT Type: Portable Handset		Page 42 of 130

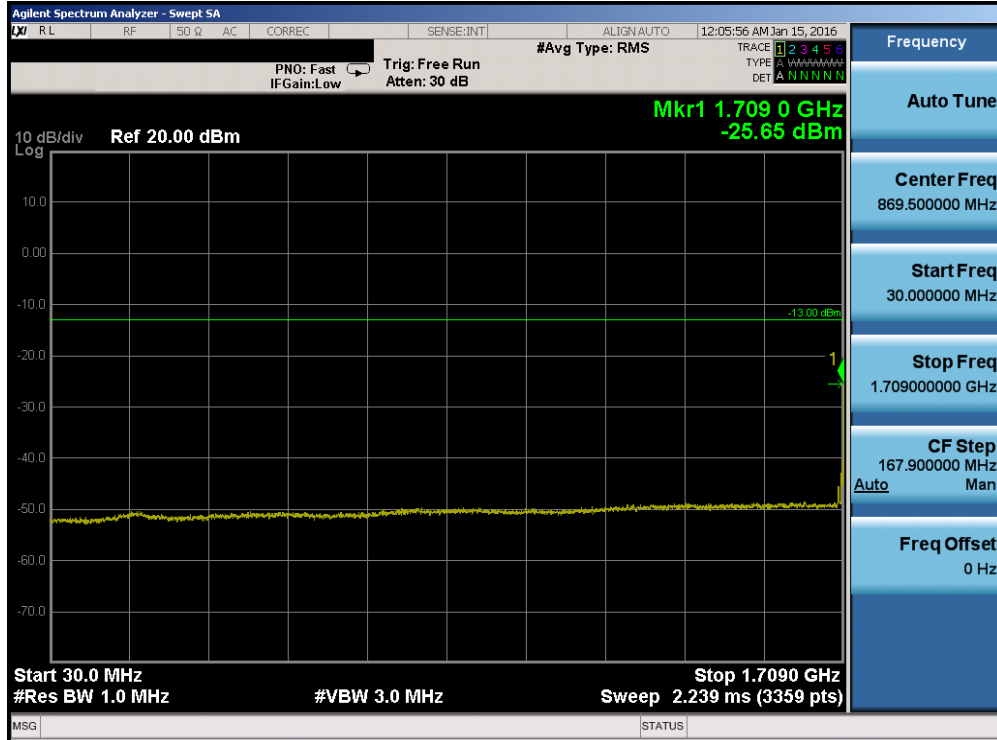


Plot 7-57. Conducted Spurious Plot (Band 5 – 3.0MHz QPSK – RB Size 1, RB Offset 0 – High Channel)

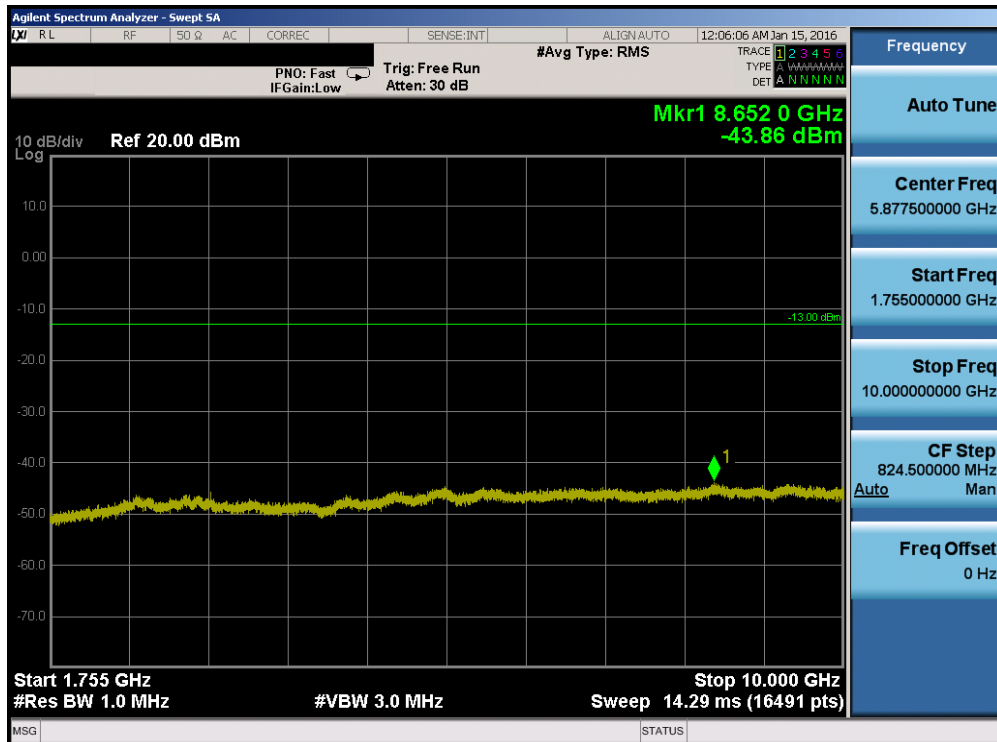


Plot 7-58. Conducted Spurious Plot (Band 5 – 3.0MHz QPSK – RB Size 1, RB Offset 0 – High Channel)

FCC ID: ZNFH830		FCC Pt. 22, 24, & 27 LTE MEASUREMENT REPORT (CERTIFICATION)		Reviewed by: Quality Manager
Test Report S/N: 0Y1601190139.ZNF	Test Dates: 1/21 - 2/12/16	EUT Type: Portable Handset		Page 43 of 130

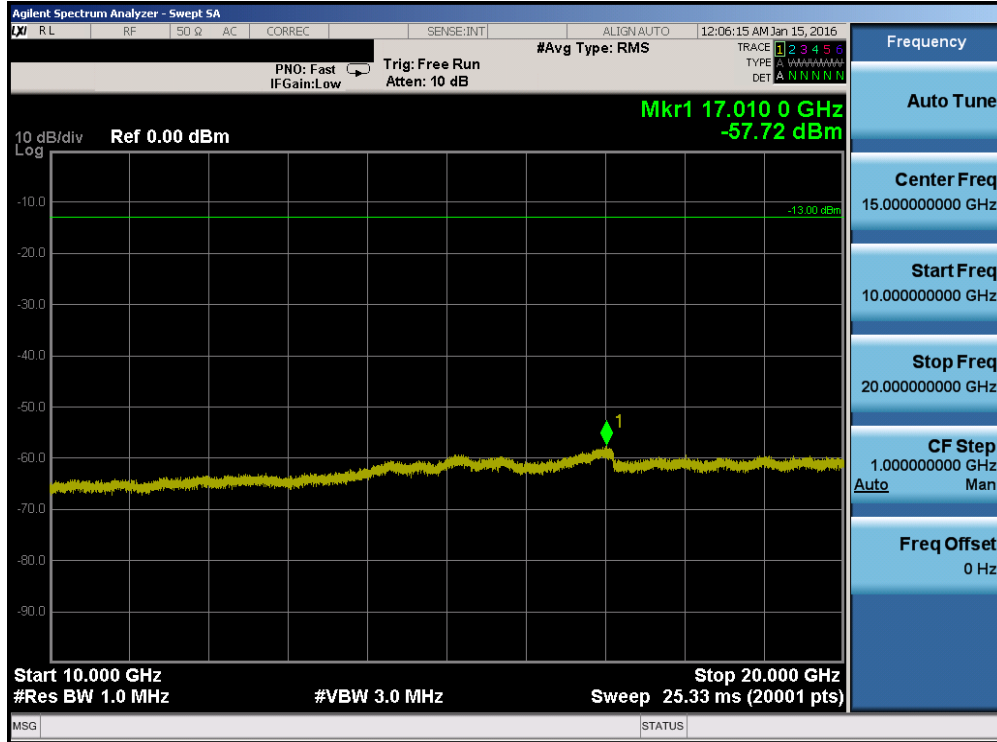


Plot 7-59. Conducted Spurious Plot (Band 4 – 15.0MHz QPSK – RB Size 1, RB Offset 0 – Low Channel)

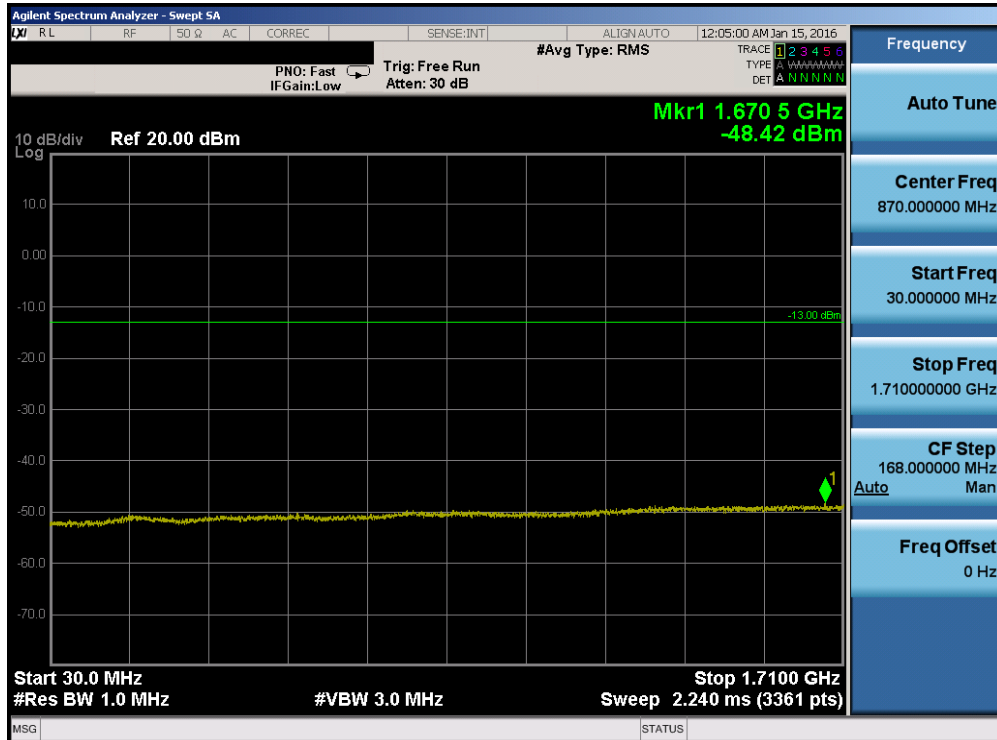


Plot 7-60. Conducted Spurious Plot (Band 4 – 15.0MHz QPSK – RB Size 1, RB Offset 0 – Low Channel)

FCC ID: ZNFH830	PCTEST ENGINEERING LABORATORY, INC.	FCC Pt. 22, 24, & 27 LTE MEASUREMENT REPORT (CERTIFICATION)	LG	Reviewed by: Quality Manager
Test Report S/N: 0Y1601190139.ZNF	Test Dates: 1/21 - 2/12/16	EUT Type: Portable Handset		Page 44 of 130

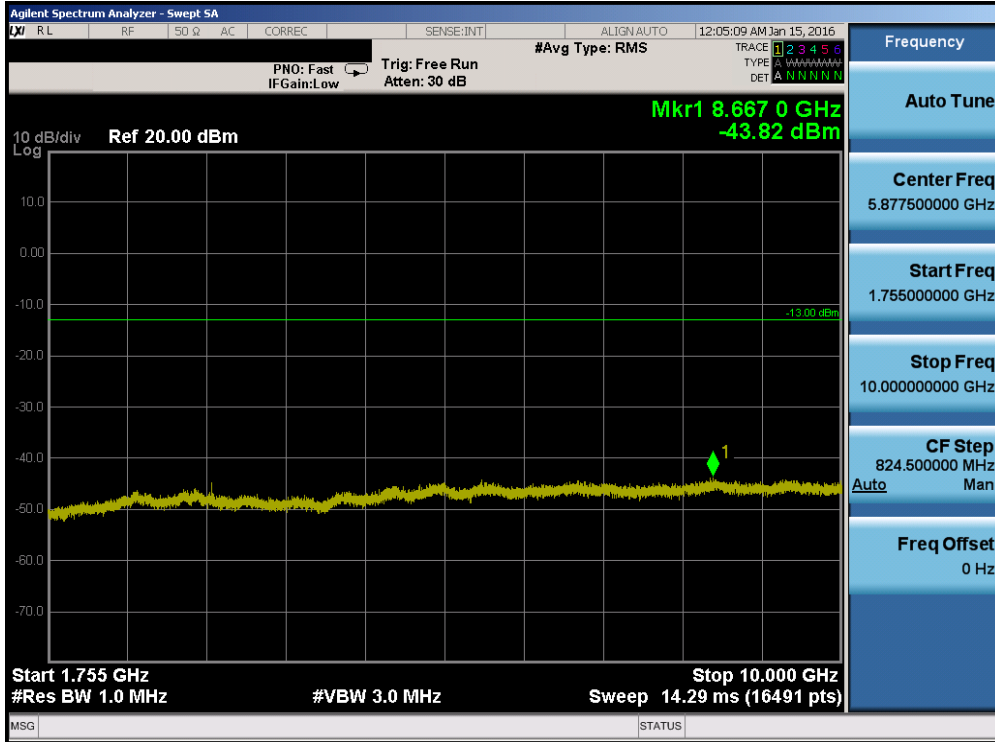


Plot 7-61. Conducted Spurious Plot (Band 4 – 15.0MHz QPSK – RB Size 1, RB Offset 0 – Low Channel)

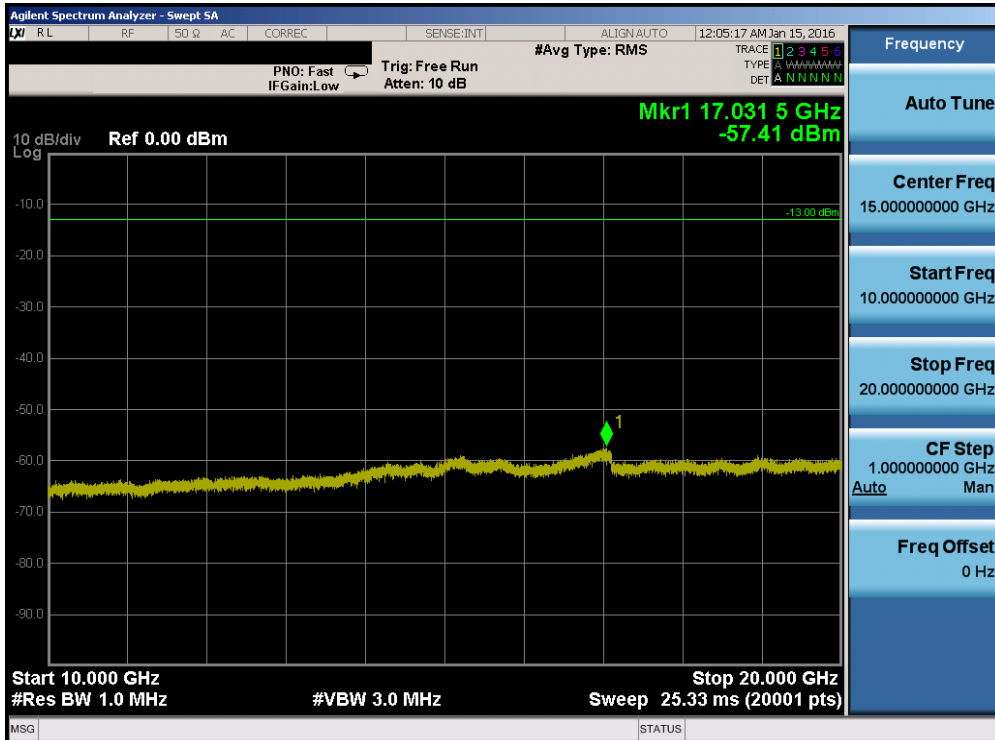


Plot 7-62. Conducted Spurious Plot (Band 4 – 15.0MHz QPSK – RB Size 1, RB Offset 0 – Mid Channel)

FCC ID: ZNFH830	PCTEST ENGINEERING LABORATORY, INC.	FCC Pt. 22, 24, & 27 LTE MEASUREMENT REPORT (CERTIFICATION)	LG	Reviewed by: Quality Manager
Test Report S/N: 0Y1601190139.ZNF	Test Dates: 1/21 - 2/12/16	EUT Type: Portable Handset		Page 45 of 130

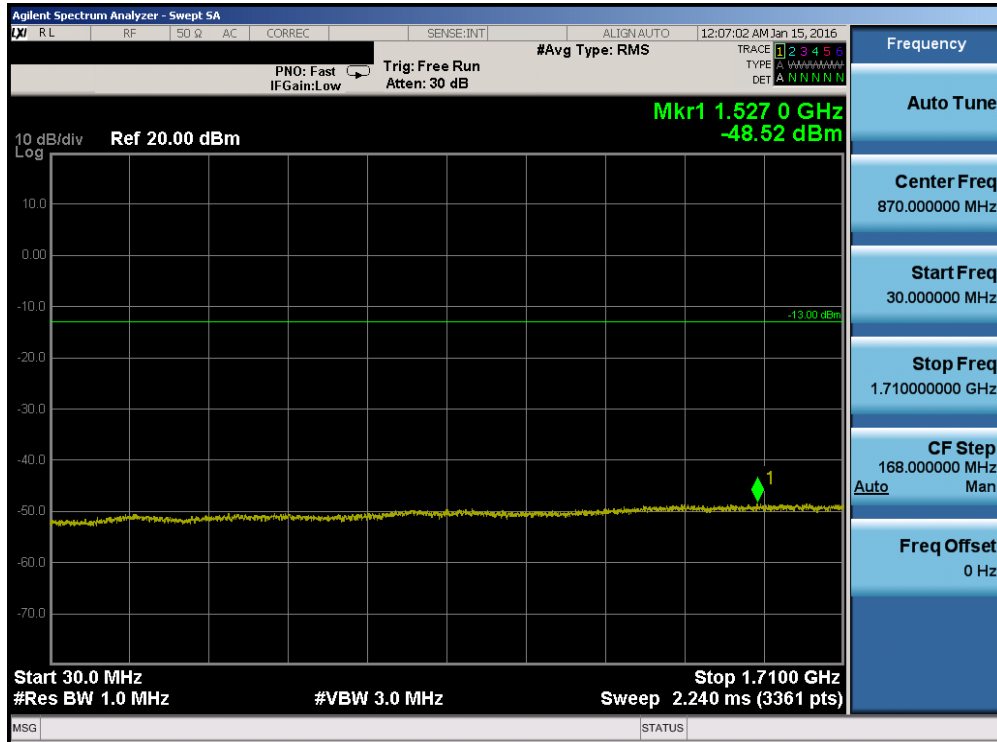


Plot 7-63. Conducted Spurious Plot (Band 4 – 15.0MHz QPSK – RB Size 1, RB Offset 0 – Mid Channel)

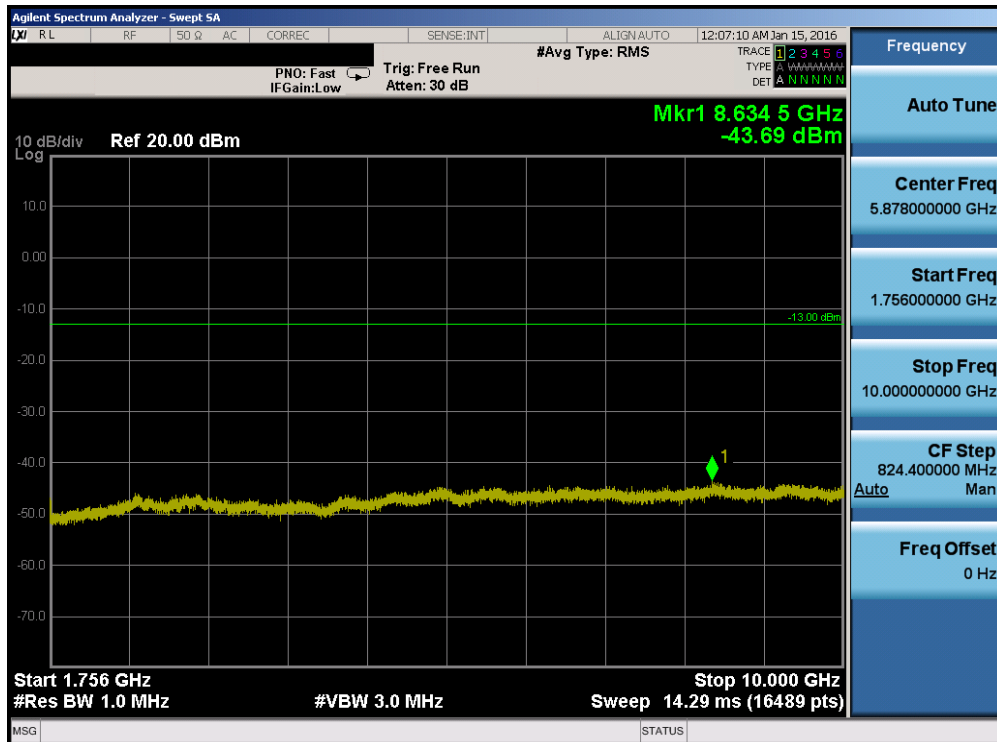


Plot 7-64. Conducted Spurious Plot (Band 4 – 15.0MHz QPSK – RB Size 1, RB Offset 0 – Mid Channel)

FCC ID: ZNFH830		FCC Pt. 22, 24, & 27 LTE MEASUREMENT REPORT (CERTIFICATION)		Reviewed by: Quality Manager
Test Report S/N: 0Y1601190139.ZNF	Test Dates: 1/21 - 2/12/16	EUT Type: Portable Handset		Page 46 of 130



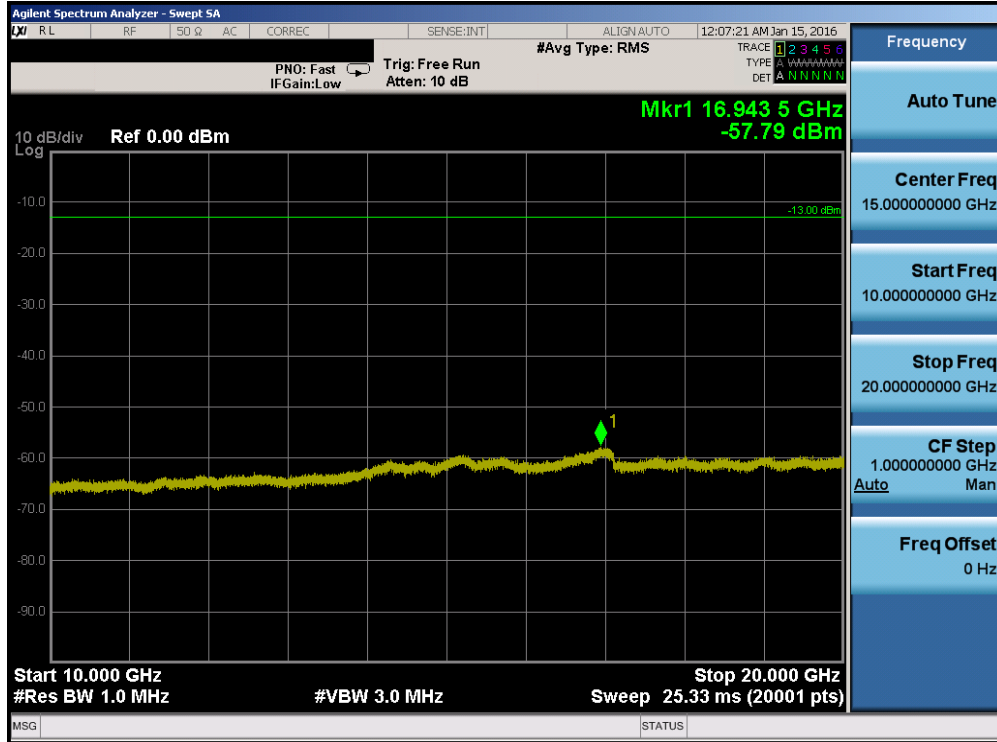
Plot 7-65. Conducted Spurious Plot (Band 4 – 15.0MHz QPSK – RB Size 1, RB Offset 0 – High Channel)



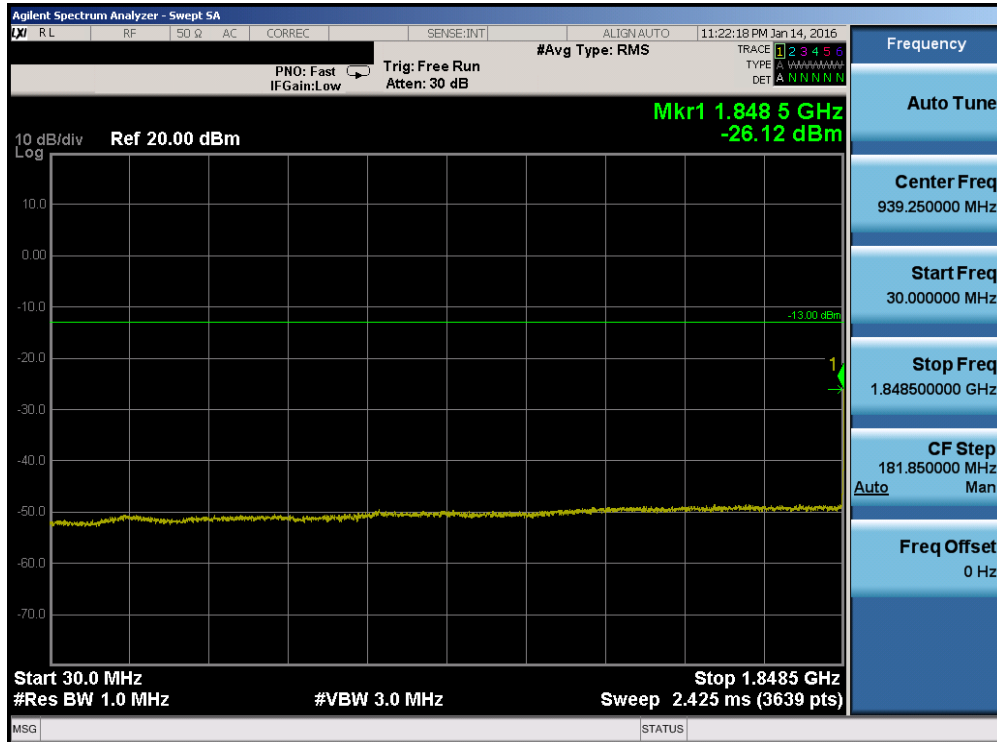
Plot 7-66. Conducted Spurious Plot (Band 4 – 15.0MHz QPSK – RB Size 1, RB Offset 0 – High Channel)

FCC ID: ZNFH830	PCTEST ENGINEERING LABORATORY, INC.	FCC Pt. 22, 24, & 27 LTE MEASUREMENT REPORT (CERTIFICATION)	LG	Reviewed by: Quality Manager
Test Report S/N: 0Y1601190139.ZNF	Test Dates: 1/21 - 2/12/16	EUT Type: Portable Handset		Page 47 of 130



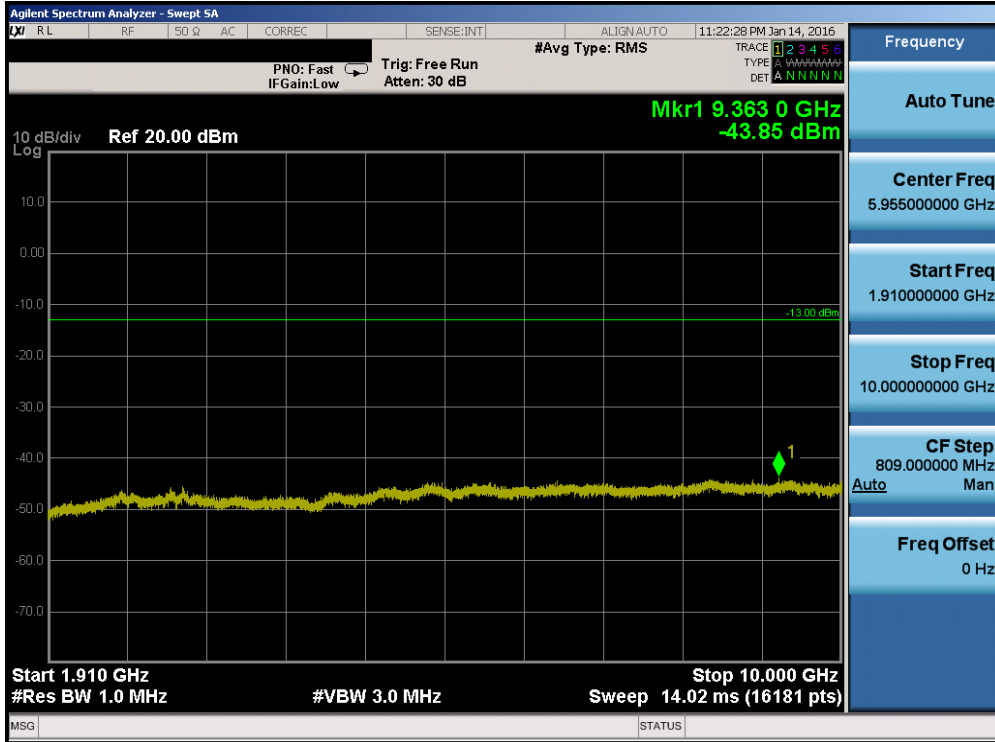


Plot 7-67. Conducted Spurious Plot (Band 4 – 15.0MHz QPSK – RB Size 1, RB Offset 0 – High Channel)

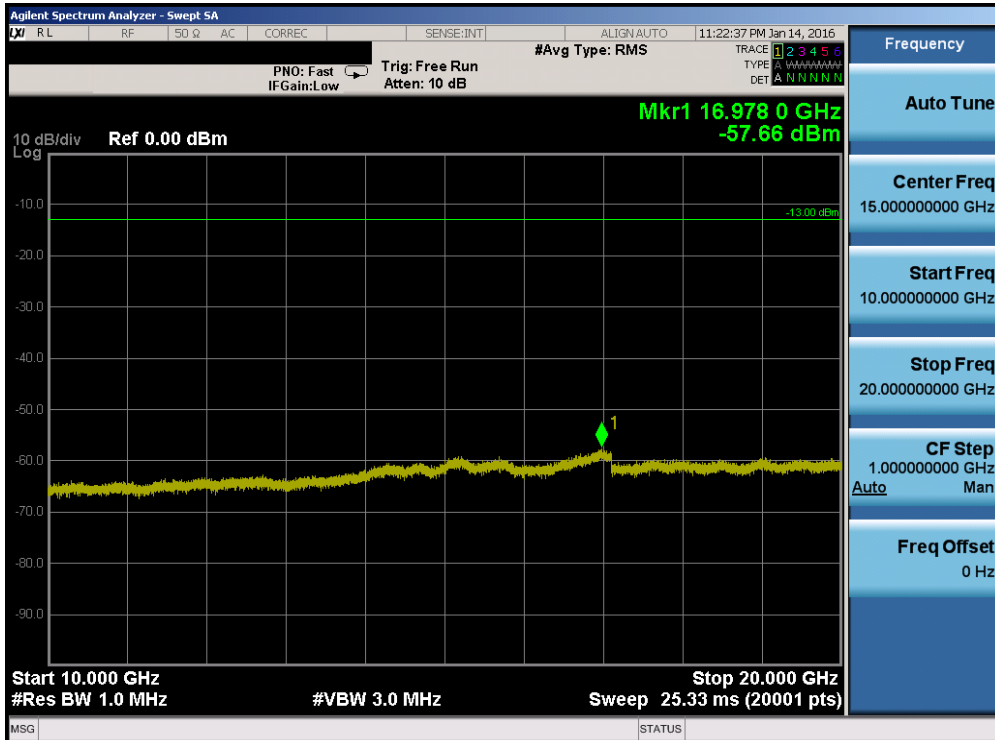


Plot 7-68. Conducted Spurious Plot (Band 2 – 1.4MHz QPSK – RB Size 1, RB Offset 0 – Low Channel)

FCC ID: ZNFH830	PCTEST ENGINEERING LABORATORY, INC.	FCC Pt. 22, 24, & 27 LTE MEASUREMENT REPORT (CERTIFICATION)	LG	Reviewed by: Quality Manager
Test Report S/N: 0Y1601190139.ZNF	Test Dates: 1/21 - 2/12/16	EUT Type: Portable Handset		Page 48 of 130

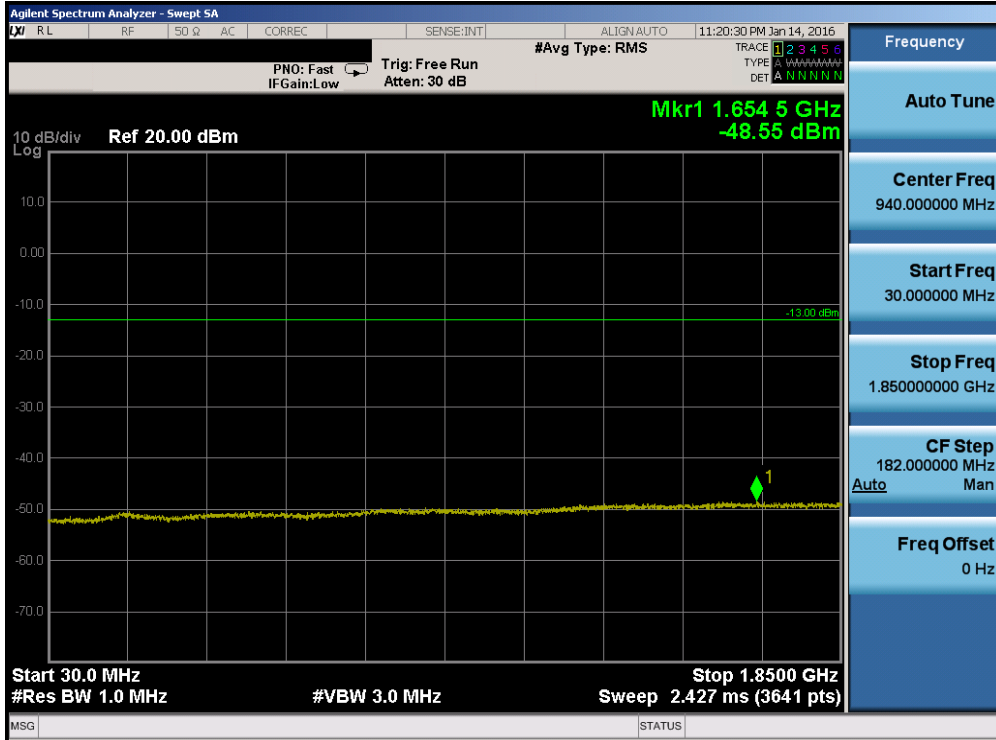


Plot 7-69. Conducted Spurious Plot (Band 2 – 1.4MHz QPSK – RB Size 1, RB Offset 0 – Low Channel)

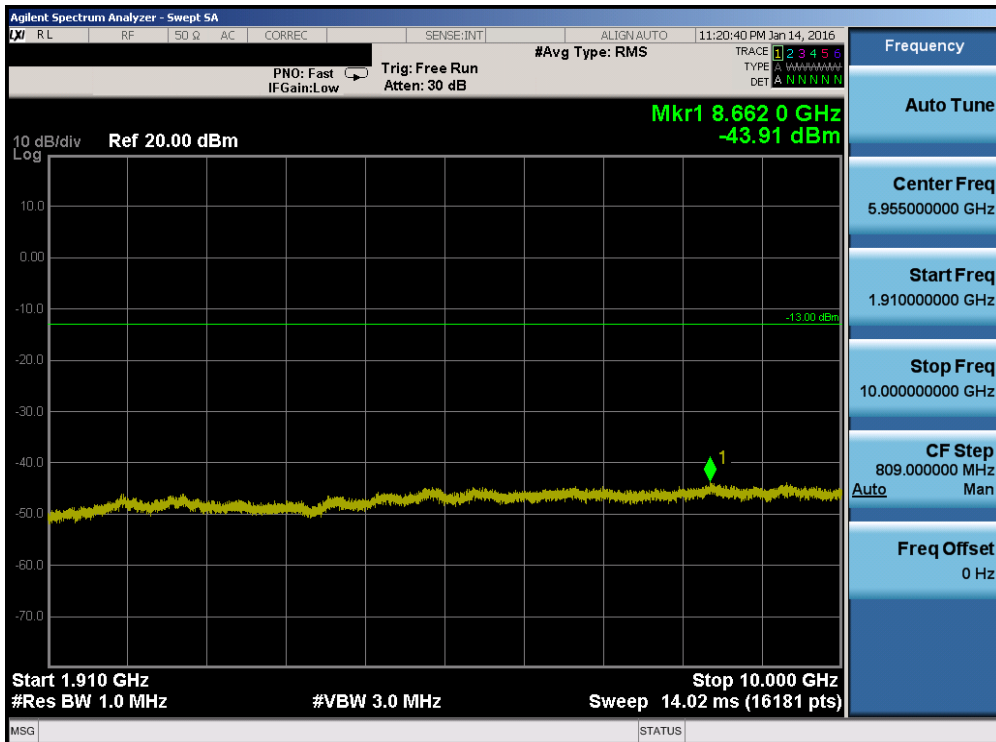


Plot 7-70. Conducted Spurious Plot (Band 2 – 1.4MHz QPSK – RB Size 1, RB Offset 0 – Low Channel)

FCC ID: ZNFH830		FCC Pt. 22, 24, & 27 LTE MEASUREMENT REPORT (CERTIFICATION)		Reviewed by: Quality Manager
Test Report S/N: 0Y1601190139.ZNF	Test Dates: 1/21 - 2/12/16	EUT Type: Portable Handset		Page 49 of 130

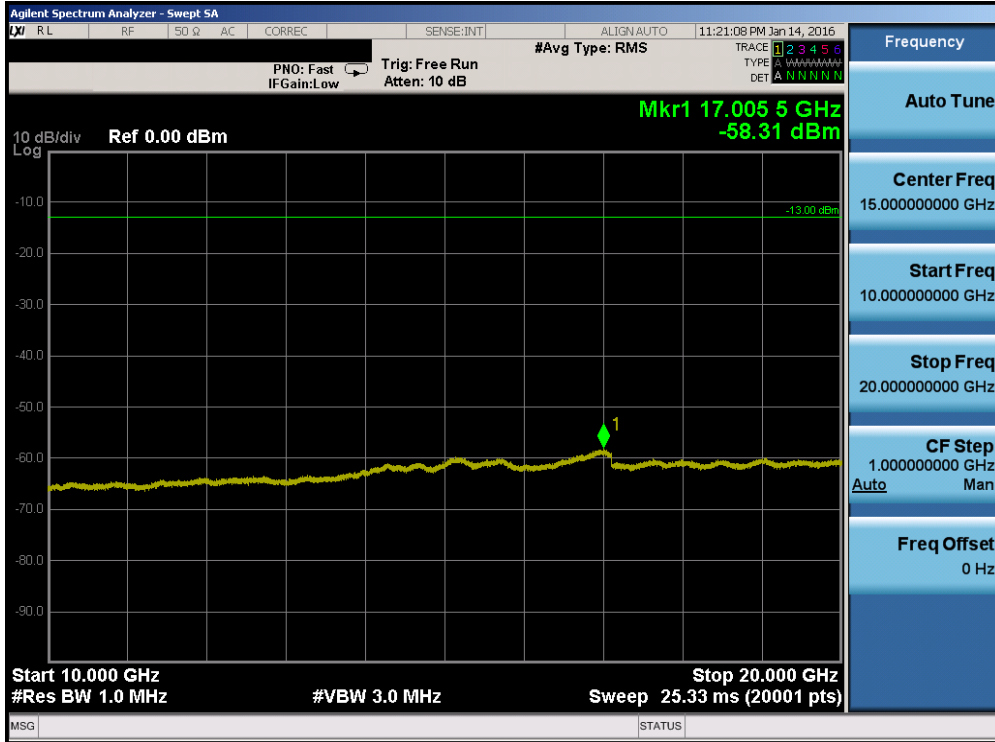


Plot 7-71. Conducted Spurious Plot (Band 2 – 1.4MHz QPSK – RB Size 1, RB Offset 0 – Mid Channel)

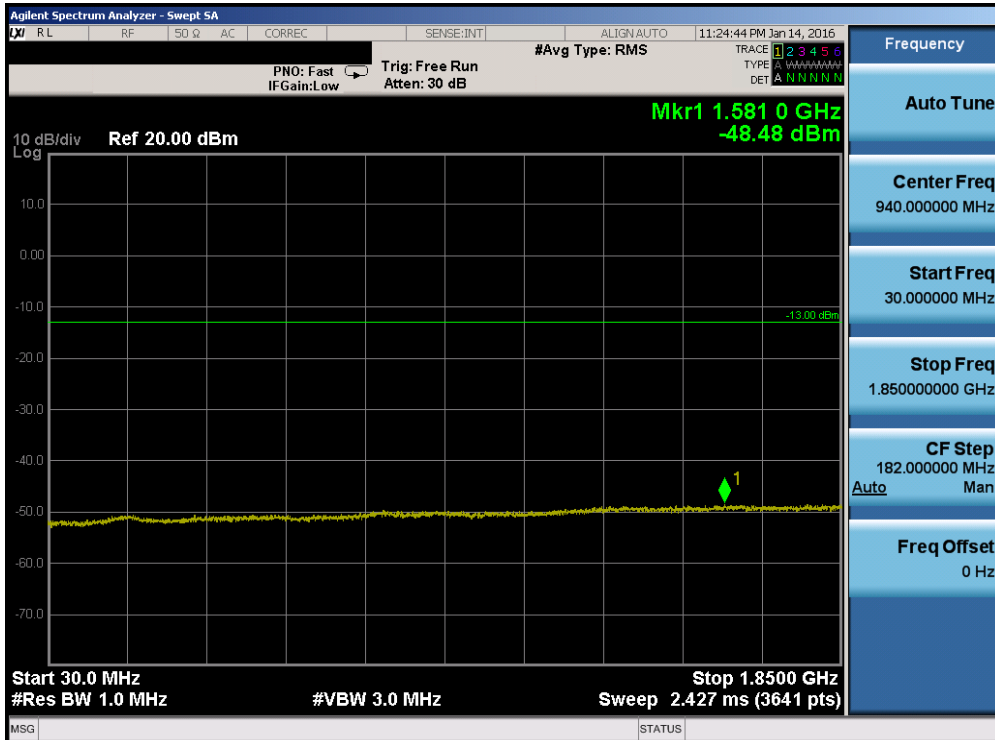


Plot 7-72. Conducted Spurious Plot (Band 2 – 1.4MHz QPSK – RB Size 1, RB Offset 0 – Mid Channel)

FCC ID: ZNFH830	PCTEST ENGINEERING LABORATORY, INC.	FCC Pt. 22, 24, & 27 LTE MEASUREMENT REPORT (CERTIFICATION)	LG	Reviewed by: Quality Manager
Test Report S/N: 0Y1601190139.ZNF	Test Dates: 1/21 - 2/12/16	EUT Type: Portable Handset		Page 50 of 130

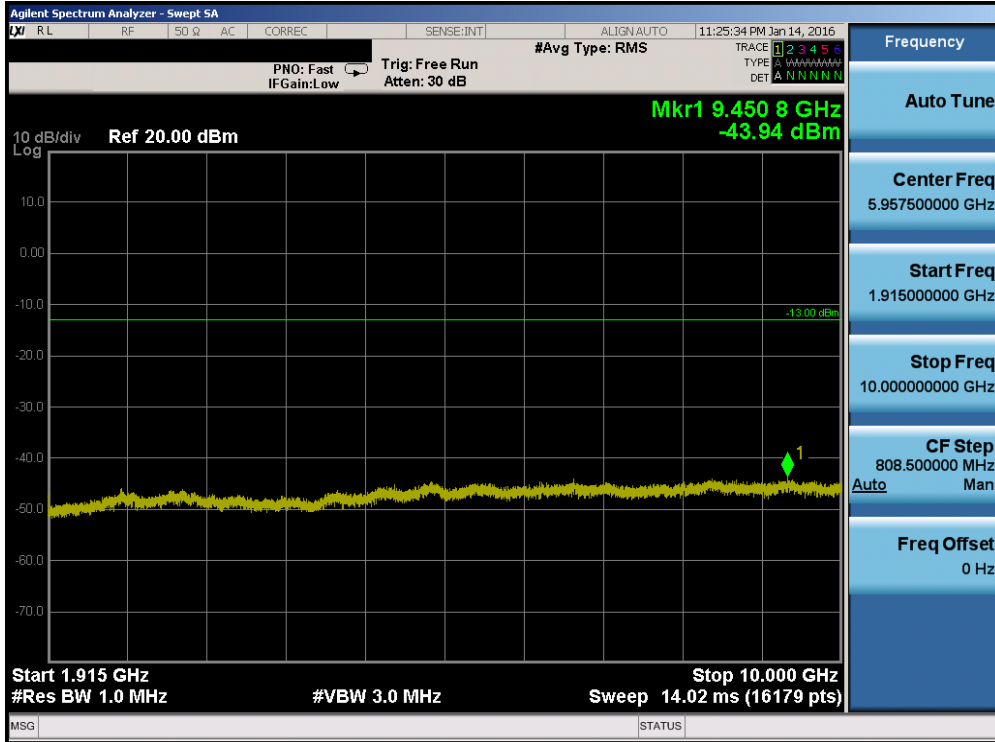


Plot 7-73. Conducted Spurious Plot (Band 2 – 1.4MHz QPSK – RB Size 1, RB Offset 0 – Mid Channel)

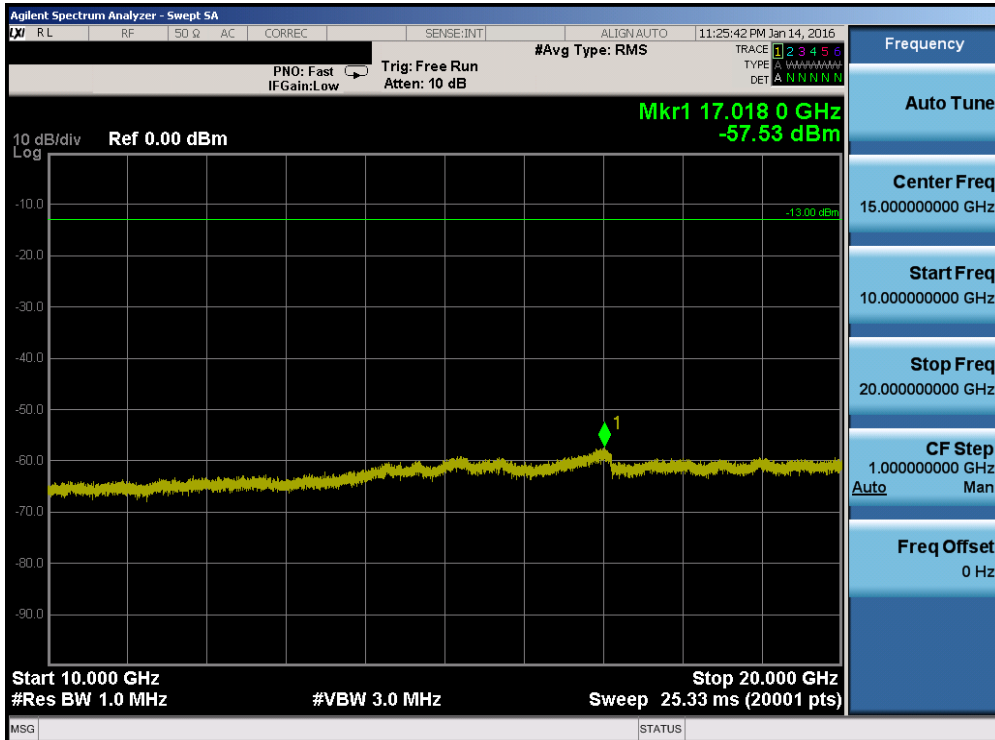


Plot 7-74. Conducted Spurious Plot (Band 2 – 1.4MHz QPSK – RB Size 1, RB Offset 0 – High Channel)

FCC ID: ZNFH830	PCTEST ENGINEERING LABORATORY, INC.	FCC Pt. 22, 24, & 27 LTE MEASUREMENT REPORT (CERTIFICATION)	LG	Reviewed by: Quality Manager
Test Report S/N: 0Y1601190139.ZNF	Test Dates: 1/21 - 2/12/16	EUT Type: Portable Handset		Page 51 of 130



Plot 7-75. Conducted Spurious Plot (Band 2 – 1.4MHz QPSK – RB Size 1, RB Offset 0 – High Channel)



Plot 7-76. Conducted Spurious Plot (Band 2 – 1.4MHz QPSK – RB Size 1, RB Offset 0 – High Channel)

FCC ID: ZNFH830	PCTEST ENGINEERING LABORATORY, INC.	FCC Pt. 22, 24, & 27 LTE MEASUREMENT REPORT (CERTIFICATION)	LG	Reviewed by: Quality Manager
Test Report S/N: 0Y1601190139.ZNF	Test Dates: 1/21 - 2/12/16	EUT Type: Portable Handset	Page 52 of 130	