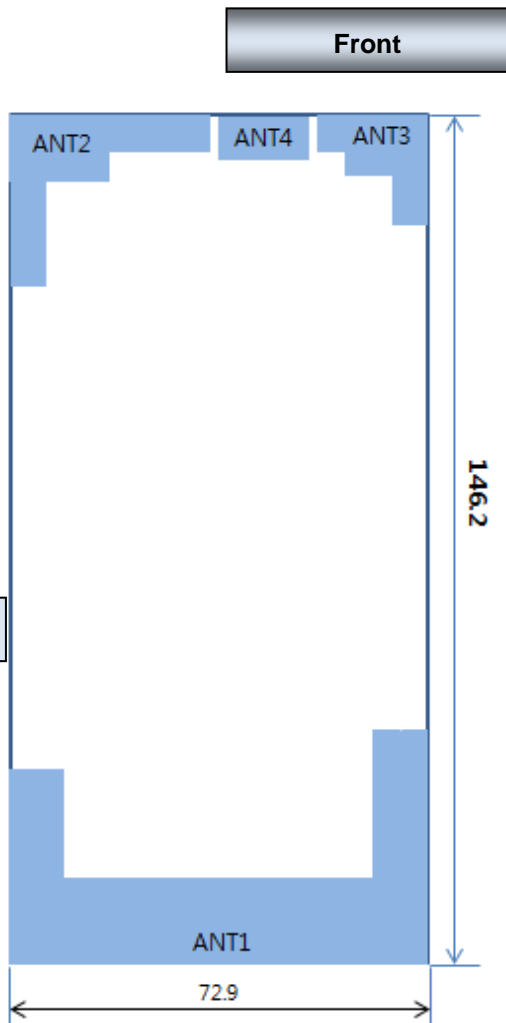


Antenna and Device Information



ANT1	GSM 850/900/1800/1900 WCDMA B1/2/5/8, LTE B1/3/5/7/8/17/20
ANT2	LTE B1/3/5/8/17/20 2 nd WCDMA B1,5,8 2 nd
ANT3	GPS/ LTE B7 2 nd
ANT4	BT/Wi-Fi

Note;


1. Per FCC KDB Publication 941225 D06v02, we performed the SAR testing at 1.0 cm from the top & bottom surfaces and also from side edges with a transmitting antenna ≤ 2.5 cm from an edge.

*Please see the LG-H818P_Antenna distance for further information.

2. This EUT only support GSM, WCDMA, LTE, Bluetooth and Wi-Fi.

SAR Test Setup Photographs

■ **Test Setup Photo**



■ **Test Setup Photo**




■ **Test Setup Photo**




■ **Test Setup Photo**



■ **Test Setup Photo (All)**



■ **Test Setup Photo (Rear)**



[Distance of 1.0 cm from the EUT]

■ **Test Setup Photo (Rear)**



[Distance of 0 cm from the EUT]

■ **Test Setup Photo (Front)**



[Distance of 1.0 cm from the EUT]

■ **Test Setup Photo (Front)**



[Distance of 0 cm from the EUT]

■ **Test Setup Photo (Left)**



[Distance of 1.0 cm from the EUT]

■ **Test Setup Photo (Left)**



[Distance of 0 cm from the EUT]

■ **Test Setup Photo (Right)**



[Distance of 1.0 cm from the EUT]

■ **Test Setup Photo (Right)**



[Distance of 0 cm from the EUT]

■ **Test Setup Photo (Top)**




[Distance of 1.0 cm from the EUT]

■ **Test Setup Photo (Top)**



[Distance of 0 cm from the EUT]

■ **Test Setup Photo (Bottom)**



[Distance of 1.0 cm from the EUT]