

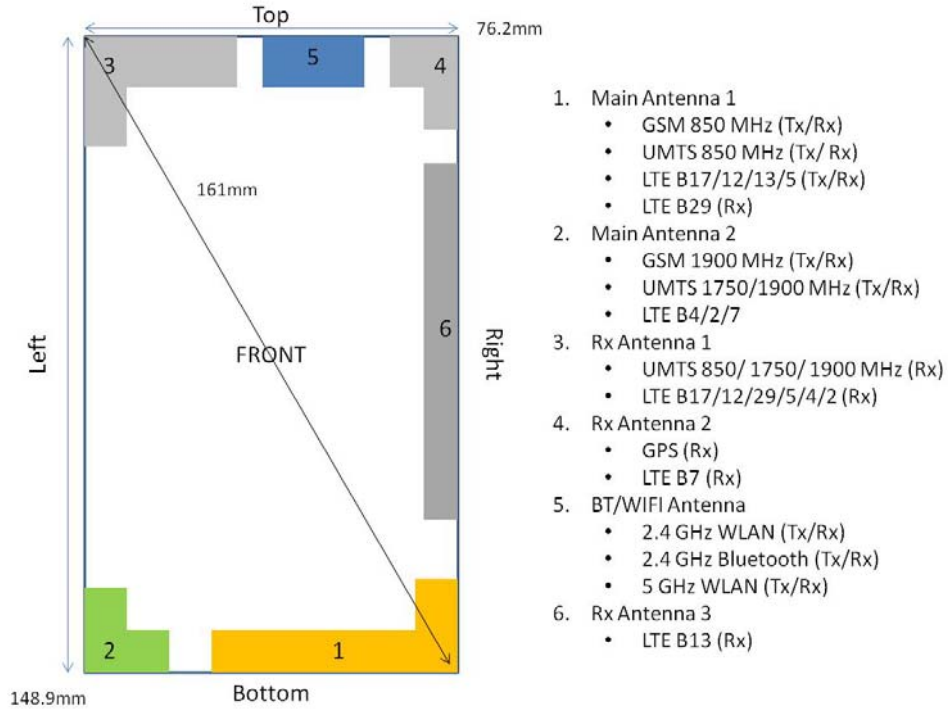


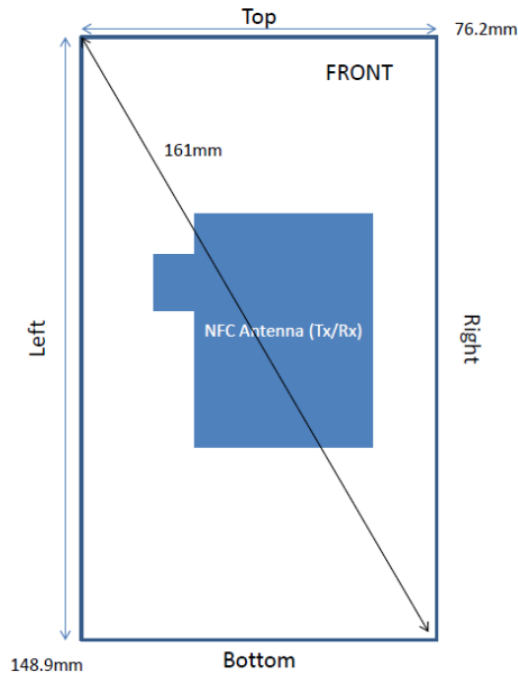
APPENDIX F: DUT ANTENNA DIAGRAM & SAR TEST SETUP PHOTOGRAPHS

FCC ID ZNFH810		SAR EVALUATION REPORT		Reviewed by: Quality Manager
Test Dates: 04/13/15 – 04/20/15	DUT Type: Portable Handset			APPENDIX F: Page 1 of 16



Note: Exact antenna dimensions and separation distances are shown in the Technical Descriptions.


Figure F-1
DUT Antenna Locations




This DUT has NFC operations. The NFC antenna is integrated into the device.

Figure F-2
NFC Antenna Locations



FCC ID ZNFH810		SAR EVALUATION REPORT		Reviewed by: Quality Manager
Test Dates: 04/13/15 – 04/20/15	DUT Type: Portable Handset			APPENDIX F: Page 2 of 16




SAR Test Setup Photo 1: Right Cheek, Standard Cover




SAR Test Setup Photo 2: Right Cheek, Quick Cover (Open)



FCC ID ZNFH810		SAR EVALUATION REPORT		Reviewed by: Quality Manager
Test Dates: 04/13/15 – 04/20/15	DUT Type: Portable Handset			APPENDIX F: Page 3 of 16




SAR Test Setup Photo 3: Right Cheek, Quick Cover (Closed)




SAR Test Setup Photo 4: Right Tilt, Standard Cover



FCC ID ZNFH810		SAR EVALUATION REPORT		Reviewed by: Quality Manager
Test Dates: 04/13/15 – 04/20/15	DUT Type: Portable Handset			APPENDIX F: Page 4 of 16




SAR Test Setup Photo 5: Right Tilt, Quick Cover (Open)




SAR Test Setup Photo 6: Right Tilt, Quick Cover (Closed)



FCC ID ZNFH810		SAR EVALUATION REPORT		Reviewed by: Quality Manager
Test Dates: 04/13/15 – 04/20/15	DUT Type: Portable Handset			APPENDIX F: Page 5 of 16




SAR Test Setup Photo 7: Left Cheek, Standard Cover



SAR Test Setup Photo 8: Left Cheek, Quick Cover (Open)



FCC ID ZNFH810		SAR EVALUATION REPORT		Reviewed by: Quality Manager
Test Dates: 04/13/15 – 04/20/15	DUT Type: Portable Handset			APPENDIX F: Page 6 of 16



SAR Test Setup Photo 9: Left Cheek, Quick Cover (Closed)



SAR Test Setup Photo 10: Left Tilt, Standard Cover



FCC ID ZNFH810		SAR EVALUATION REPORT		Reviewed by: Quality Manager
Test Dates: 04/13/15 – 04/20/15	DUT Type: Portable Handset			APPENDIX F: Page 7 of 16




SAR Test Setup Photo 11: Back Side, Standard Cover at 10 mm




SAR Test Setup Photo 12: Back Side, Quick Cover (Closed) at 10 mm



FCC ID ZNFH810		SAR EVALUATION REPORT		Reviewed by: Quality Manager
Test Dates: 04/13/15 – 04/20/15	DUT Type: Portable Handset			APPENDIX F: Page 8 of 16



SAR Test Setup Photo 13: Back Side, Standard Cover at 0 mm



SAR Test Setup Photo 14: Back Side, Quick Cover (Open) at 0 mm



FCC ID ZNFH810		SAR EVALUATION REPORT		Reviewed by: Quality Manager
Test Dates: 04/13/15 – 04/20/15	DUT Type: Portable Handset			APPENDIX F: Page 9 of 16




SAR Test Setup Photo 15: Back Side, Quick Cover (Closed) at 0 mm



SAR Test Setup Photo 16: Front Side, Standard Cover at 10 mm



FCC ID ZNFH810		SAR EVALUATION REPORT		Reviewed by: Quality Manager
Test Dates: 04/13/15 – 04/20/15	DUT Type: Portable Handset			APPENDIX F: Page 10 of 16



SAR Test Setup Photo 17: Front Side, Quick Cover (Closed) at 10 mm



SAR Test Setup Photo 18: Front Side, Standard Cover at 0 mm



FCC ID ZNFH810		SAR EVALUATION REPORT		Reviewed by: Quality Manager
Test Dates: 04/13/15 – 04/20/15	DUT Type: Portable Handset			APPENDIX F: Page 11 of 16




SAR Test Setup Photo 19: Top Edge, Standard Cover at 10 mm



SAR Test Setup Photo 20: Top Edge, Quick Cover (Closed) at 10 mm



FCC ID ZNFH810		SAR EVALUATION REPORT		Reviewed by: Quality Manager
Test Dates: 04/13/15 – 04/20/15	DUT Type: Portable Handset	APPENDIX F: Page 12 of 16		



SAR Test Setup Photo 21: Top Edge, Standard Cover at 0 mm



SAR Test Setup Photo 22: Bottom Edge, Standard Cover at 10 mm



FCC ID ZNFH810		SAR EVALUATION REPORT		Reviewed by: Quality Manager
Test Dates: 04/13/15 – 04/20/15	DUT Type: Portable Handset			APPENDIX F: Page 13 of 16



SAR Test Setup Photo 23: Right Edge, Standard Cover at 10 mm



SAR Test Setup Photo 24: Right Edge, Quick Cover (Closed) at 10 mm



FCC ID ZNFH810		SAR EVALUATION REPORT		Reviewed by: Quality Manager
Test Dates: 04/13/15 – 04/20/15	DUT Type: Portable Handset			APPENDIX F: Page 14 of 16



SAR Test Setup Photo 25: Right Edge, Standard Cover at 0 mm



SAR Test Setup Photo 26: Left Edge, Standard Cover at 10 mm



FCC ID ZNFH810		SAR EVALUATION REPORT		Reviewed by: Quality Manager
Test Dates: 04/13/15 – 04/20/15	DUT Type: Portable Handset	APPENDIX F: Page 15 of 16		



SAR Test Setup Photo 27: Left Edge, Quick Cover (Closed) at 10 mm



SAR Test Setup Photo 28: Horizontal and Vertical Reference Lines

FCC ID ZNFH810		SAR EVALUATION REPORT		Reviewed by: Quality Manager
Test Dates: 04/13/15 – 04/20/15	DUT Type: Portable Handset	APPENDIX F: Page 16 of 16		