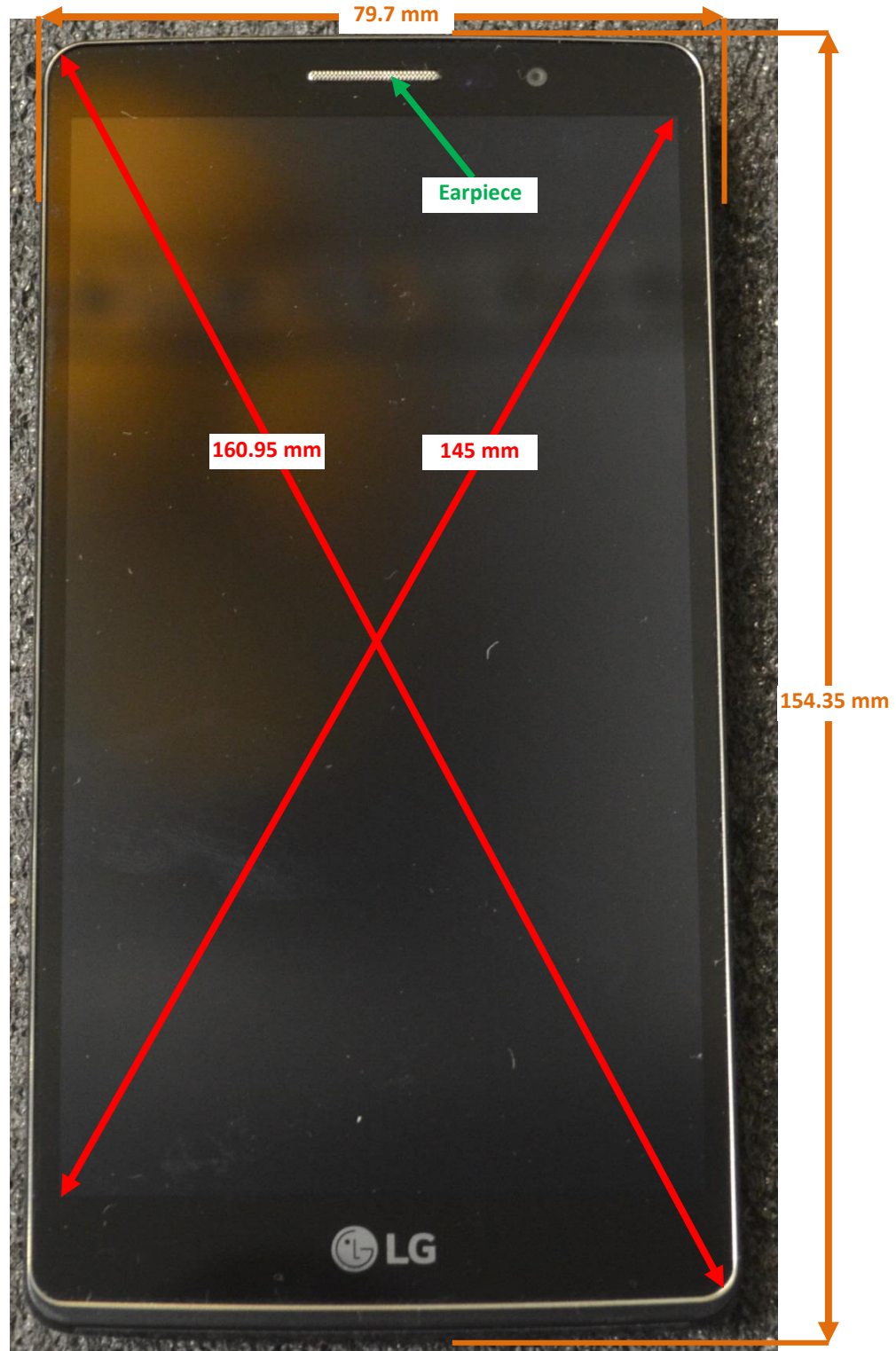


DUT and SAR Set-up Photos

Overall Dimensions



Front View of the DUT



Rear View of the DUT



Setup Photos

Handset Vertical and Horizontal Reference Lines


Vertical
Center Line




Horizontal
Line

Head Exposure Conditions


Left Touch




Left Tilt (15°)



Right Touch



Right Tilt (15°)




Body-worn Accessory & Hotspot mode Exposure Conditions

Rear




Front




Hotspot Exposure Conditions


Edge 1




Edge 2



Edge 3




Edge 4




Extremity Exposure Conditions

Rear @0mm



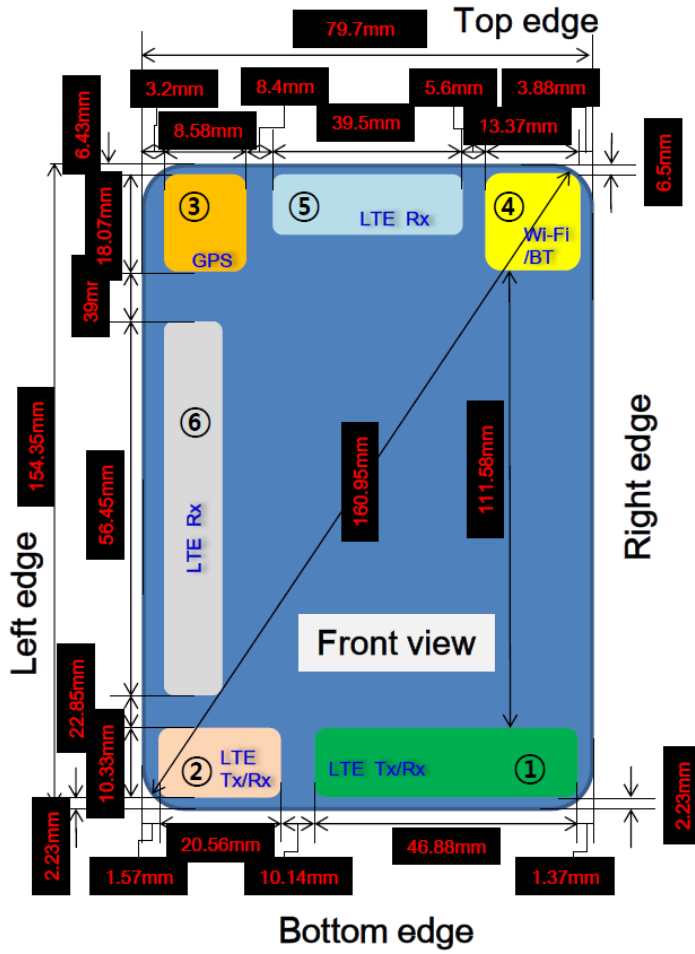
Edge 1 @0mm





Antenna Dimensions & Separation Distances

LG-H740 Antenna Distance



Antenna	Mode	Band
①	LTE	Band 12/17/5/7 Tx, Rx
		Band 29 Rx
	GSM	Band 850/900 Tx, Rx
②	LTE	Band 1/2/3/4/30 Tx, Rx
	WCDMA	Band 1 / 2 Tx, Rx
	GSM	Band 1800/1900 Tx, Rx
③	GPS	1.574~1.6GHz
④	Bluetooth	2.4GHz
	Wi-Fi	2.4GHz/5GHz
⑤	LTE	Band 5/1/2/3/4/30 2 nd Rx
	WCDMA	Band 1 / 2 / 5 Rx
⑥	LTE	Band 12/17/29/7 2 nd Rx
⑦	NFC	NFC (13.56MHz) Tx, Rx