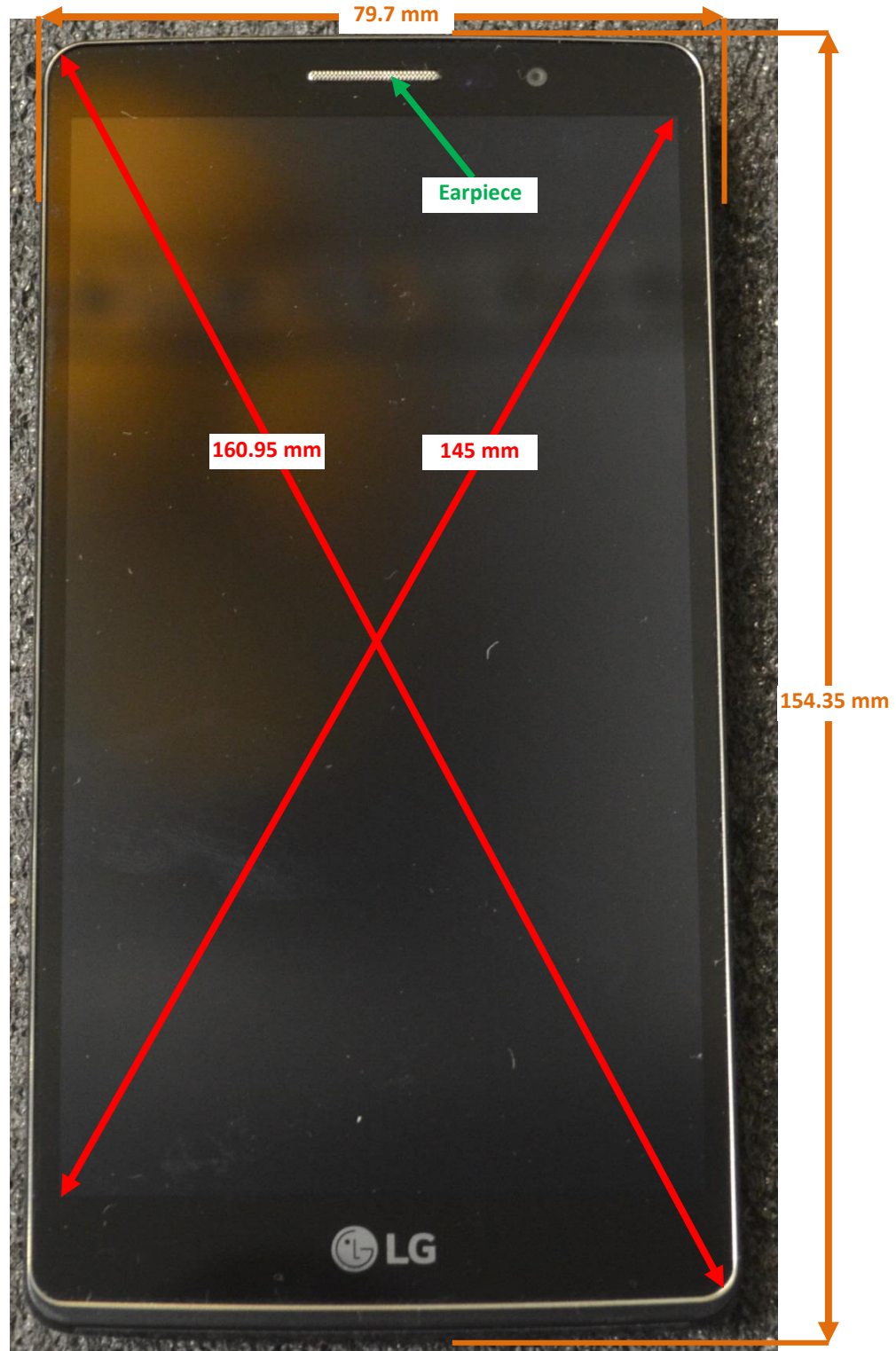


## DUT and SAR Set-up Photos

### Overall Dimensions



Front View of the DUT



Rear View of the DUT



## Setup Photos

Handset Vertical and Horizontal Reference Lines


Vertical  
Center Line




Horizontal  
Line

## Head Exposure Conditions


Left Touch




Left Tilt (15°)



Right Touch




Right Tilt (15°)




## Body-worn Accessory & Hotspot mode Exposure Conditions

Rear




Front




# Hotspot Exposure Conditions


Edge 1




Edge 2



Edge 3




Edge 4






## Extremity Exposure Conditions

Rear @0mm



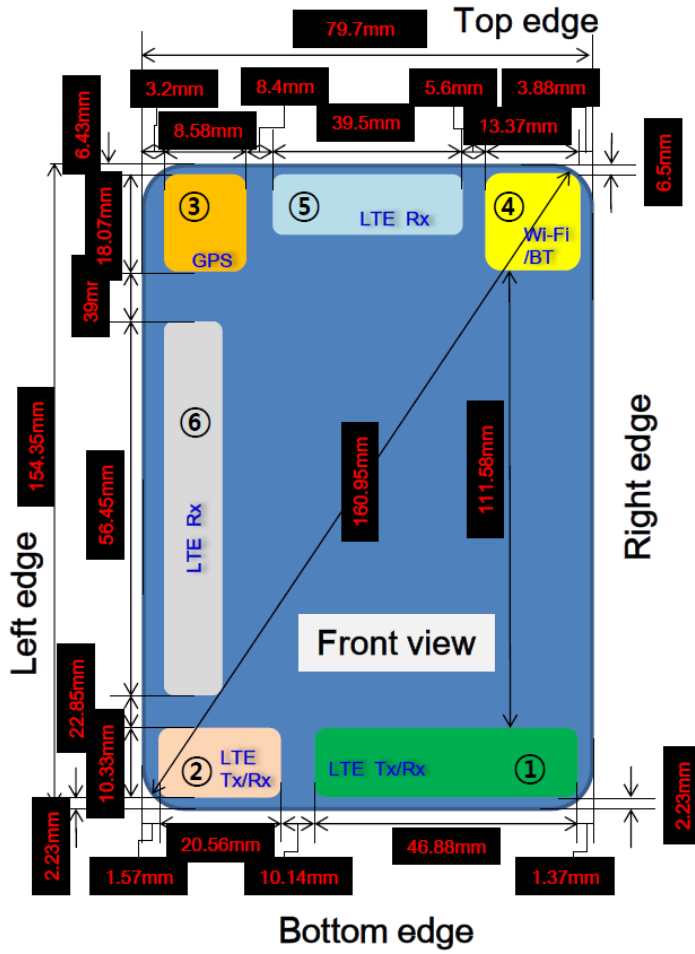
Edge 1 @0mm





## Antenna Dimensions & Separation Distances

### LG-H740 Antenna Distance



Antenna	Mode	Band
①	LTE	Band 12/17/5/7 Tx, Rx
		Band 29 Rx
	GSM	Band 850/900 Tx, Rx
②	LTE	Band 1/2/3/4/30 Tx, Rx
	WCDMA	Band 1 / 2 Tx, Rx
	GSM	Band 1800/1900 Tx, Rx
③	GPS	1.574~1.6GHz
④	Bluetooth	2.4GHz
	Wi-Fi	2.4GHz/5GHz
⑤	LTE	Band 5/1/2/3/4/30 2 <sup>nd</sup> Rx
	WCDMA	Band 1 / 2 / 5 Rx
⑥	LTE	Band 12/17/29/7 2 <sup>nd</sup> Rx
⑦	NFC	NFC (13.56MHz) Tx, Rx