

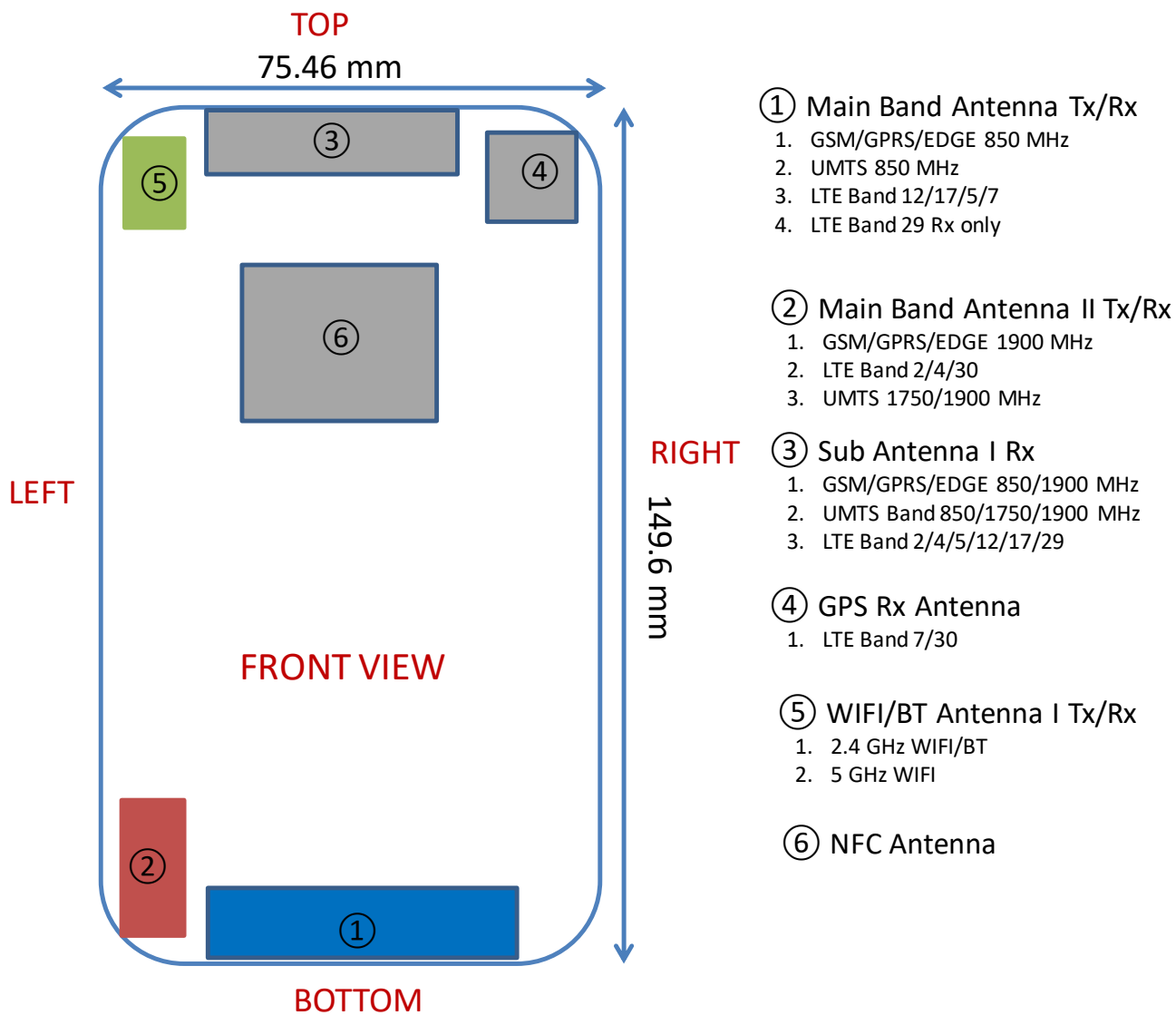


APPENDIX F: DUT ANTENNA DIAGRAM & SAR TEST SETUP PHOTOGRAPHS

FCC ID: ZNFH700	 PCTEST ENGINEERING LABORATORY, INC.	SAR EVALUATION REPORT	 LG	Approved by: Quality Manager
Test Dates: 02/13/17 - 02/22/17	DUT Type: Portable Handset			APPENDIX F: Page 1 of 8

Note: Exact antenna dimensions and separation distances are shown in the Technical Descriptions in the FCC Filing.




- ① Main Band Antenna Tx/Rx
 1. GSM/GPRS/EDGE 850 MHz
 2. UMTS 850 MHz
 3. LTE Band 12/17/5/7
 4. LTE Band 29 Rx only
- ② Main Band Antenna II Tx/Rx
 1. GSM/GPRS/EDGE 1900 MHz
 2. LTE Band 2/4/30
 3. UMTS 1750/1900 MHz
- ③ Sub Antenna I Rx
 1. GSM/GPRS/EDGE 850/1900 MHz
 2. UMTS Band 850/1750/1900 MHz
 3. LTE Band 2/4/5/12/17/29
- ④ GPS Rx Antenna
 1. LTE Band 7/30
- ⑤ WIFI/BT Antenna I Tx/Rx
 1. 2.4 GHz WIFI/BT
 2. 5 GHz WIFI
- ⑥ NFC Antenna

Figure F-1
DUT Antenna Locations



FCC ID: ZNFH700	PCTEST ENGINEERING LABORATORY, INC.	SAR EVALUATION REPORT	LG	Approved by: Quality Manager
Test Dates: 02/13/17 - 02/22/17	DUT Type: Portable Handset			APPENDIX F: Page 2 of 8



SAR Test Setup Photo 1: Right Cheek




SAR Test Setup Photo 2: Right Tilt



FCC ID: ZNFH700	 PCTEST <small>ENGINEERING LABORATORY, INC.</small>	SAR EVALUATION REPORT		Approved by: Quality Manager
Test Dates: 02/13/17 - 02/22/17	DUT Type: Portable Handset	APPENDIX F: Page 3 of 8		




SAR Test Setup Photo 3: Left Cheek




SAR Test Setup Photo 4: Left Tilt



FCC ID: ZNFH700		SAR EVALUATION REPORT		Approved by: Quality Manager
Test Dates: 02/13/17 - 02/22/17	DUT Type: Portable Handset	APPENDIX F: Page 4 of 8		




SAR Test Setup Photo 5: Back Side at 1.0 cm



SAR Test Setup Photo 6: Back Side with Headphones at 1.0 cm



FCC ID: ZNFH700	 PCTEST <small>ENGINEERING LABORATORY, INC.</small>	SAR EVALUATION REPORT		Approved by: Quality Manager
Test Dates: 02/13/17 - 02/22/17	DUT Type: Portable Handset	APPENDIX F: Page 5 of 8		



SAR Test Setup Photo 7: Front Side at 1.0 cm



SAR Test Setup Photo 8: Top Edge at 1.0 cm



FCC ID: ZNFH700		SAR EVALUATION REPORT		Approved by: Quality Manager
Test Dates: 02/13/17 - 02/22/17	DUT Type: Portable Handset	APPENDIX F: Page 6 of 8		



SAR Test Setup Photo 9: Bottom Edge at 1.0 cm

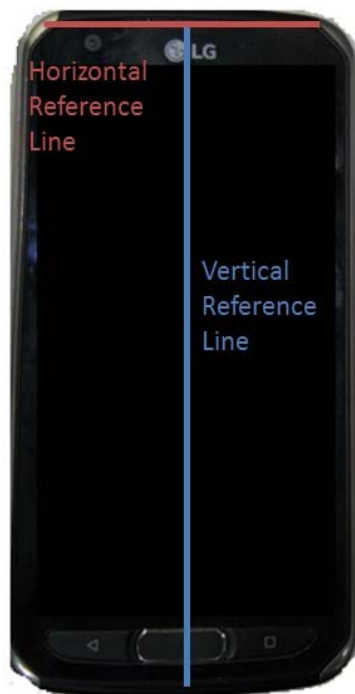


SAR Test Setup Photo 10: Right Edge at 1.0 cm



FCC ID: ZNFH700	 PCTEST <small>ENGINEERING LABORATORY, INC.</small>	SAR EVALUATION REPORT		Approved by: Quality Manager
Test Dates: 02/13/17 - 02/22/17	DUT Type: Portable Handset			APPENDIX F: Page 7 of 8



SAR Test Setup Photo 11: Left Edge at 1.0 cm



SAR Test Setup Photo 12: Horizontal and Vertical Reference Lines

FCC ID: ZNFH700	 PCTEST <small>ENGINEERING LABORATORY, INC.</small>	SAR EVALUATION REPORT		Approved by: Quality Manager
Test Dates: 02/13/17 - 02/22/17	DUT Type: Portable Handset	APPENDIX F: Page 8 of 8		