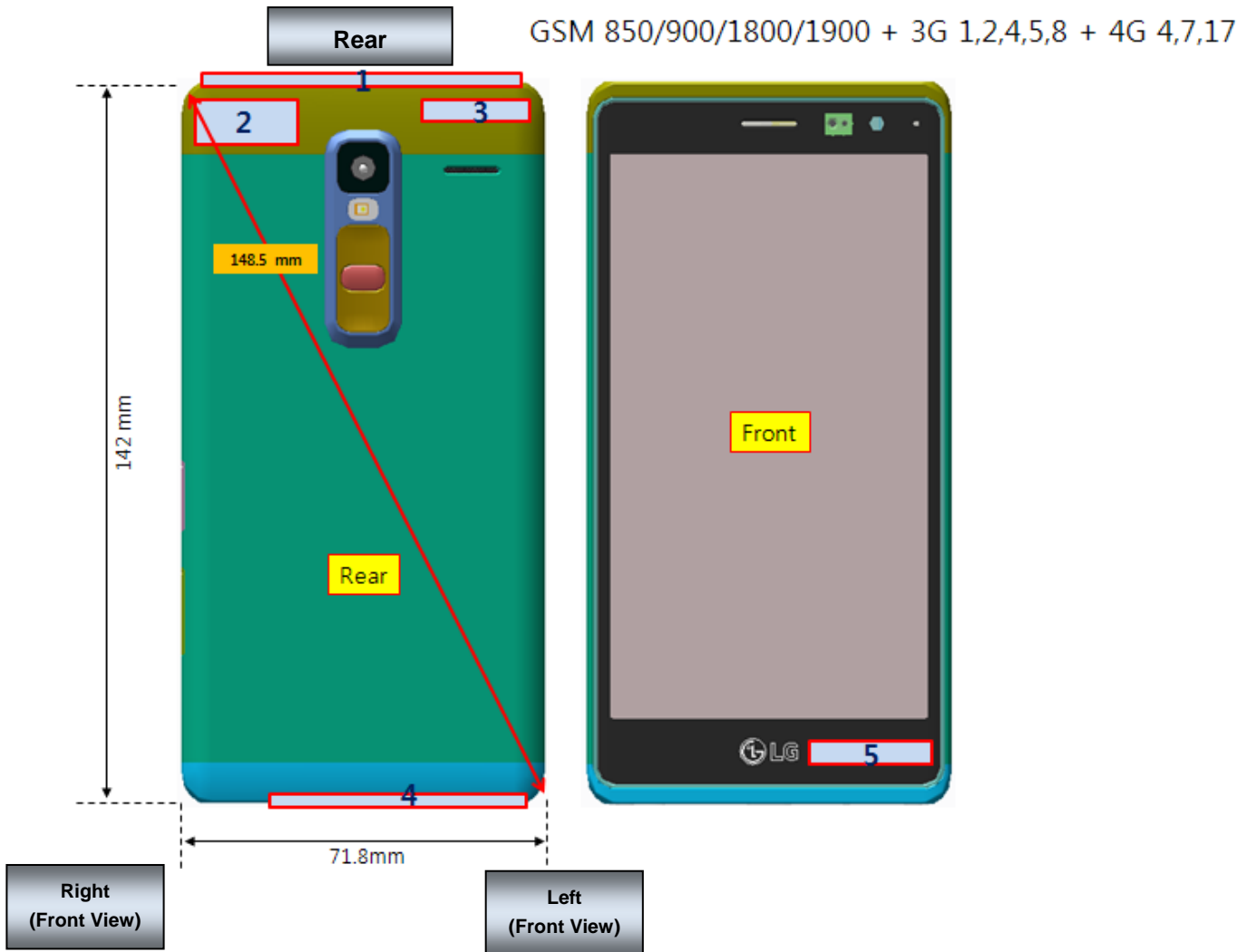
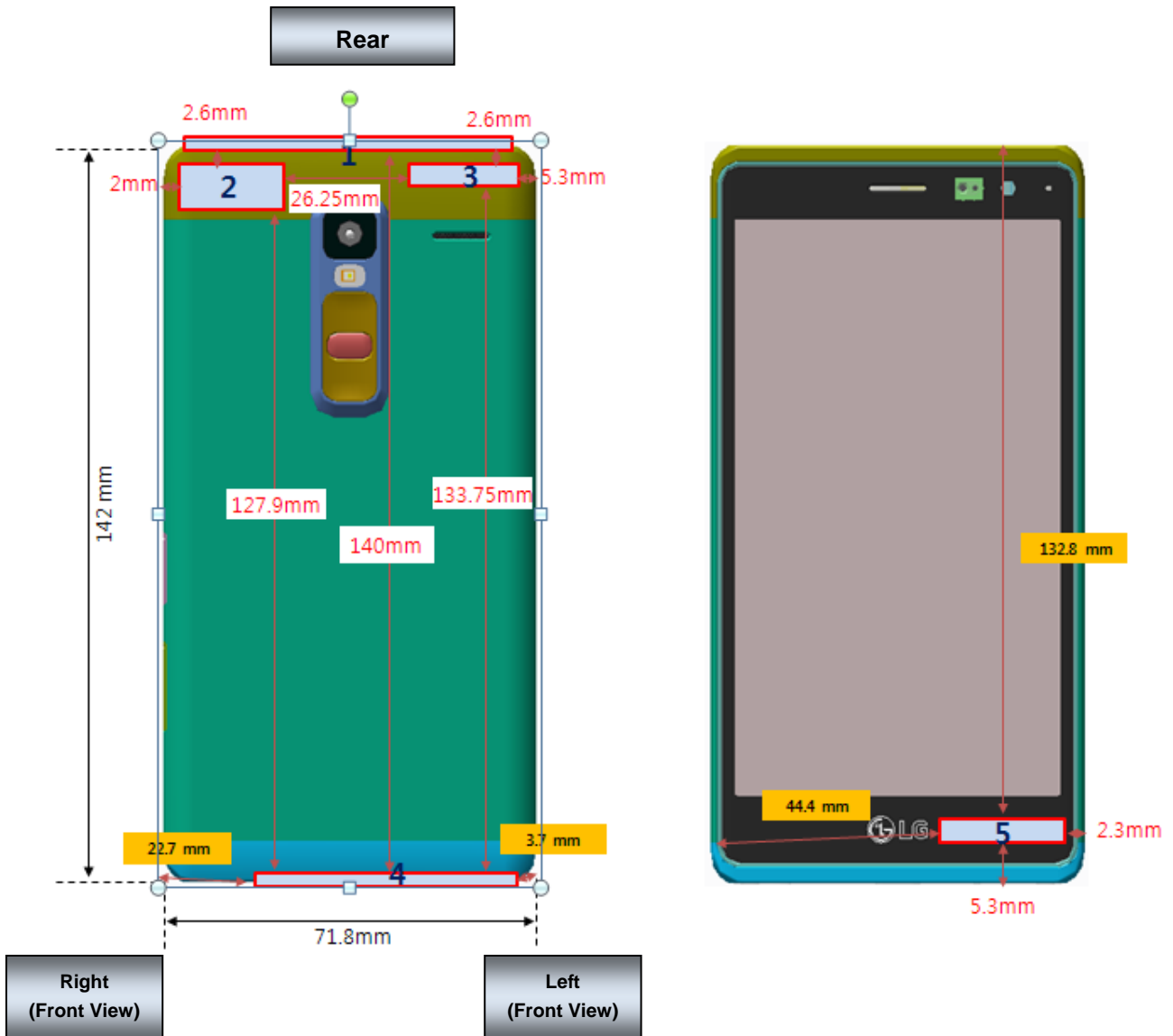


## Antenna and Device Information



Antenna	Mode	Band
1	GNSS	GNSS
	GSM	850,900, TX RX
	WCDMA	B5, B8 TX RX // B1, B4 RX(DRX)
	LTE	B17 TX RX // B4 RX(MIMO)
2	Bluetooth	2.4GHz
	Wi-Fi	2.4GHz
3	LTE	B7 RX (MIMO)
4	GSM	1800,1900 TX RX
	WCDMA	B1,B2,B4 TX RX // B5, B8 RX(DRX)
	LTE	B4 TX RX // B17 RX(MIMO)
5	LTE	B7 TX RX



## SAR Test Setup Photographs

■ **Test Setup Photo ( Left All)**




■ **Test Setup Photo(Left Touch/Tilt)**



■ **Test Setup Photo( Right All)**




■ **Test Setup Photo (Right Touch/Tilt)**






■ **Test Setup Photo (Body All)**




■ **Test Setup Photo (Rear)**




**[Distance of 1.0 cm from the EUT]**

■ **Test Setup Photo (Front)**



[Distance of 1.0 cm from the EUT]

■ **Test Setup Photo (Left)**



**[Distance of 1.0 cm from the EUT]**


■ **Test Setup Photo (Right)**



**[Distance of 1.0 cm from the EUT]**

-

■ **Test Setup Photo(Top)**



**[Distance of 1.0 cm from the EUT]**

■ **Test Setup Photo(Bottom)**



**[Distance of 1.0 cm from the EUT]**