





## 17. TEST PHOTOGRAPHS

See following Attached Pages for setup photographs.



<b>FCC ID:</b> ZNFH634	 <b>PCTEST</b> ENGINEERING LABORATORY, INC.	<b>HAC (RF EMISSIONS) TEST REPORT</b>	 <b>LG</b>	<b>Reviewed by:</b> Quality Manager
<b>Filename:</b> 0Y1504200772-R1.ZNF	<b>Test Dates:</b> 04/20/2015 - 04/21/2015	<b>EUT Type:</b> Portable Handset	Page 55 of 57	



**Figure 17-1**  
**Ear Reference Point HAC Phantom Alignment**



**Figure 17-2**  
**HAC Phantom Plane Alignment**

FCC ID: ZNFH634		HAC (RF EMISSIONS) TEST REPORT		Reviewed by: Quality Manager
Filename: 0Y1504200772-R1.ZNF	Test Dates: 04/20/2015 - 04/21/2015	EUT Type: Portable Handset	Page 56 of 57	

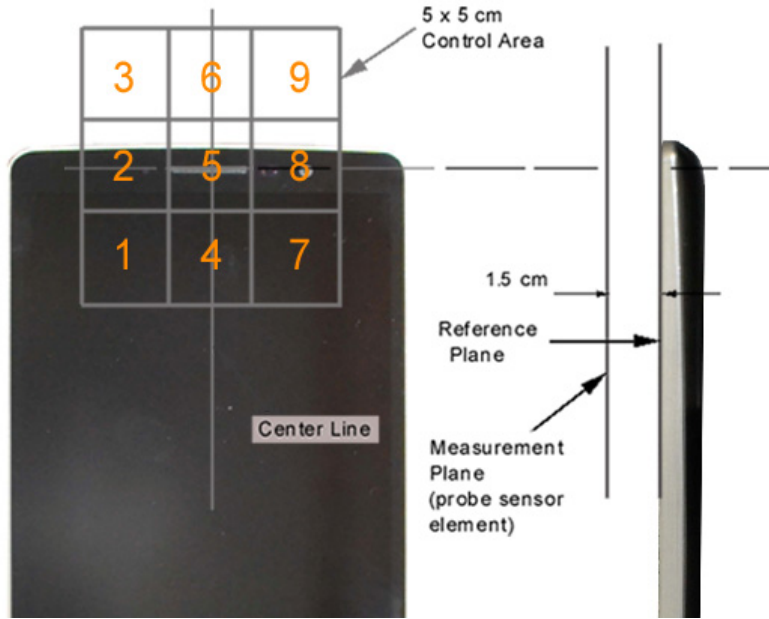


Figure 17-3 5x5 Scan grid above WD




Figure 17-4 E-Field WD Scan overlay

FCC ID: ZNFH634	PCTEST ENGINEERING LABORATORY, INC.	HAC (RF EMISSIONS) TEST REPORT	LG	Reviewed by: Quality Manager
Filename: 0Y1504200772-R1.ZNF	Test Dates: 04/20/2015 - 04/21/2015	EUT Type: Portable Handset		Page 57 of 57