

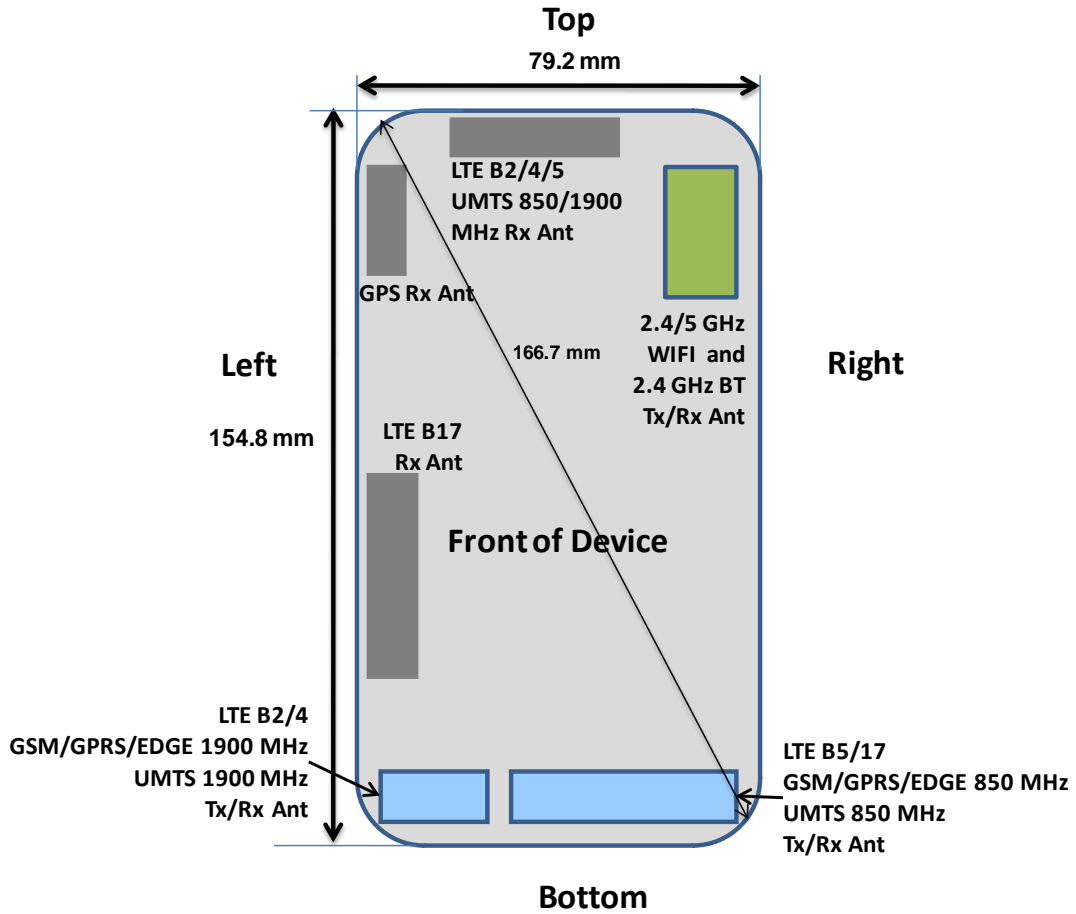




# APPENDIX F: DUT ANTENNA DIAGRAM & SAR TEST SETUP PHOTOGRAPHS


<b>FCC ID</b> ZNFH634		<b>SAR EVALUATION REPORT</b>		<b>Reviewed by:</b> Quality Manager
<b>Test Dates:</b> 04/20/15 - 05/01/15	<b>DUT Type:</b> Portable Handset			<b>APPENDIX F:</b> Page 1 of 10




Note: Exact antenna dimensions and separation distances are shown in the Technical Descriptions in the FCC Filing. Since the diagonal dimension of this device is > 160 mm and <200 mm, it is considered a "phablet".

Figure F-1  
DUT Antenna Locations



FCC ID ZNFH634	 PCTEST ENGINEERING LABORATORY, INC.	SAR EVALUATION REPORT	 LG	Reviewed by: Quality Manager
Test Dates: 04/20/15 - 05/01/15	DUT Type: Portable Handset			APPENDIX F: Page 2 of 10



**SAR Test Setup Photo 1 – Right Cheek**



**SAR Test Setup Photo 2 – Right Tilt**



<b>FCC ID</b> ZNFH634		<b>SAR EVALUATION REPORT</b>	 <b>Reviewed by:</b> Quality Manager
<b>Test Dates:</b> 04/20/15 - 05/01/15	<b>DUT Type:</b> Portable Handset	<b>APPENDIX F:</b> Page 3 of 10	




SAR Test Setup Photo 3 – Left Cheek




SAR Test Setup Photo 4 – Left Tilt



<b>FCC ID</b> ZNFH634		<b>SAR EVALUATION REPORT</b>	 <b>Reviewed by:</b> Quality Manager
<b>Test Dates:</b> 04/20/15 - 05/01/15	<b>DUT Type:</b> Portable Handset	<b>APPENDIX F:</b> Page 4 of 10	




**SAR Test Setup Photo 5 – Back Side at 1.0 cm**




**SAR Test Setup Photo 6 – Back Side at 0.0 cm**



<b>FCC ID</b> ZNFH634		<b>SAR EVALUATION REPORT</b>		<b>Reviewed by:</b> Quality Manager
<b>Test Dates:</b> 04/20/15 - 05/01/15	<b>DUT Type:</b> Portable Handset	<b>APPENDIX F:</b> Page 5 of 10		



**SAR Test Setup Photo 7 – Front Side at 1.0 cm**



**SAR Test Setup Photo 8 – Front Side at 0.0 cm**



FCC ID ZNFH634		SAR EVALUATION REPORT		Reviewed by: Quality Manager
Test Dates: 04/20/15 - 05/01/15	DUT Type: Portable Handset	APPENDIX F: Page 6 of 10		



**SAR Test Setup Photo 9 – Top Edge at 1.0 cm**




**SAR Test Setup Photo 10 – Top Edge at 0.0 cm**

<b>FCC ID</b> ZNFH634		<b>SAR EVALUATION REPORT</b>		<b>Reviewed by:</b> Quality Manager
<b>Test Dates:</b> 04/20/15 - 05/01/15	<b>DUT Type:</b> Portable Handset	<b>APPENDIX F:</b> Page 7 of 10		







**SAR Test Setup Photo 11 – Bottom Edge at 1.0 cm**




**SAR Test Setup Photo 12 – Right Edge at 1.0 cm**

<b>FCC ID</b> ZNFH634		<b>SAR EVALUATION REPORT</b>		<b>Reviewed by:</b> Quality Manager
<b>Test Dates:</b> 04/20/15 - 05/01/15	<b>DUT Type:</b> Portable Handset		<b>APPENDIX F:</b> Page 8 of 10	







SAR Test Setup Photo 13 – Right Edge at 0.0 cm





SAR Test Setup Photo 14 – Left Edge at 1.0 cm

FCC ID ZNFH634		SAR EVALUATION REPORT	 Reviewed by: Quality Manager
<b>Test Dates:</b> 04/20/15 - 05/01/15	<b>DUT Type:</b> Portable Handset	<b>APPENDIX F:</b> Page 9 of 10	



**SAR Test Setup Photo 15 – Horizontal and Vertical Reference Lines**

<b>FCC ID</b> ZNFH634		<b>SAR EVALUATION REPORT</b>	 <b>Reviewed by:</b> Quality Manager
<b>Test Dates:</b> 04/20/15 - 05/01/15	<b>DUT Type:</b> Portable Handset	<b>APPENDIX F:</b> Page 10 of 10	