


DUT and SAR Set-up Photos

Overall Dimensions



Front View of the DUT



Rear View of the DUT




Setup Photos

Handset Vertical and Horizontal Reference Lines


Vertical
Center Line

Horizontal
Line




Head Exposure Conditions


Left Touch



Left Tilt (15°)



Right Touch




Right Tilt (15°)




Body-worn Accessory & Hotspot mode Exposure Conditions

Rear




Front




Hotspot Exposure Conditions


Edge 1




Edge 2



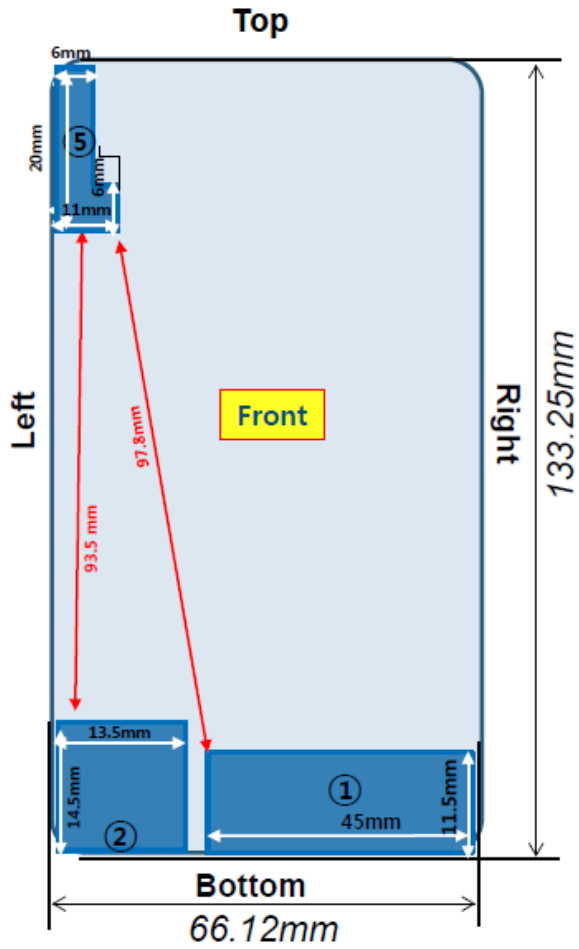
Edge 3



Edge 4



Antenna Dimensions & Separation Distances



| Antenna | Mode | Band |
|---------|-----------|----------------|
| ① | GSM | G850 Tx, Rx |
| | WCDMA | Band 5 Tx, Rx |
| | LTE | Band 5 Tx, Rx |
| | LTE | Band 17 Tx, Rx |
| ② | GSM | GSM1900 Tx, Rx |
| | WCDMA | Band 2 Tx, Rx |
| | LTE | Band 2 Tx, Rx |
| | WCDMA | Band 4 Tx, Rx |
| | LTE | Band 4 Tx, Rx |
| ⑤ | Bluetooth | 2.4GHz |
| | Wi-Fi | 2.4GHz/5GHz |