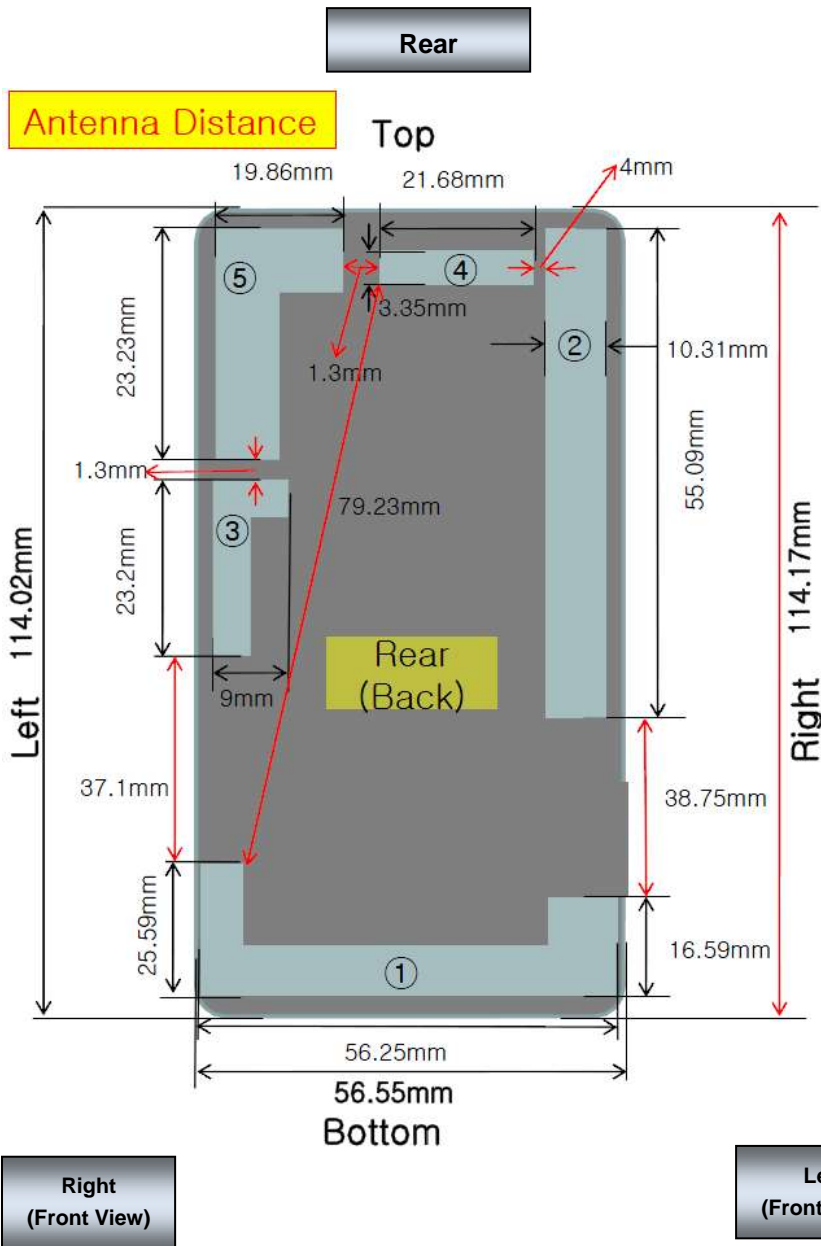


Antenna and Device Information



① GSM QUAD, WB5, B8, B1, LTE20, LTE8, LTE3, LTE7

MODE	BAND	TX(MHz)	RX(MHz)
GSM	GSM850	824~849	869~894
	EGSM900	880~915	925~960
	DCS	1,710~1,785	1,805~1,880
	PCS1900	1,850~1,910	1,930~1,990
WCDMA	B5	824~849	869~894
	B8	880-915	925-960
	B1	1,710~1,755	2,110~2,155
LTE	B20	832-862	791-821
	B8	880-915	925-960
	B3	1,710-1,785	1,805-1,880
	B7	2,500-2,570	2,620-2,690

②

MODE	BAND	TX(MHz)	RX(MHz)
LTE MIMO	B20	x	791-821
	B8	x	925-960
	B7	x	2,620-2,690

③ LTE MIMO B3, WB1

MODE	BAND	TX(MHz)	RX(MHz)
LTE MIMO	B3	x	1,805-1,880
WCDMA	B1	x	2,110~2,155

④ BT/WIFI

MODE	TX(MHz)	RX(MHz)
BT & WiFi (802.11b/g/n)	BT : 2402 (1ch) ~ 2480 (79ch) Wifi : 2412(1ch) ~ 2462(11ch)	BT : 2402 (1ch) ~ 2480 (79ch) Wifi : 2412(1ch) ~ 2462(11ch)

⑤ GPS


MODE	BAND	TX(MHz)	RX(MHz)
GPS	X	X	1575.42

SAR Test Setup Photographs

■ **Test Setup Photo (Left All)**



■ **Test Setup Photo(Left Touch/Tilt)**



■ **Test Setup Photo(Right All)**




■ **Test Setup Photo (Right Touch/Tilt)**



■ **Test Setup Photo (Body All)**




■ **Test Setup Photo (Rear)**




[Distance of 1.0 cm from the EUT]

■ **Test Setup Photo (Front)**




[Distance of **1.0 cm** from the EUT]

■ **Test Setup Photo (Left)**




[Distance of 1.0 cm from the EUT]

■ **Test Setup Photo (Right)**




[Distance of 1.0 cm from the EUT]

■ **Test Setup Photo(Top)**



[Distance of 1.0 cm from the EUT]

■ **Test Setup Photo(Bottom)**



[Distance of 1.0 cm from the EUT]