

SAR Test Setup Photographs


- Head SAR Test Photo
- Body SAR Test Photo
- Phablet SAR Test Photo
- Dual Display Cover Photo

■ Test Setup Photo (Liquid depth)




Note: The liquid depth is maintained at a minimum depth of 15 cm to minimize reflections from the upper surface.


■ Test Setup Photo (Head SAR Test Photo)




■ Test Setup Photo



■ Test Setup Photo (Head SAR Test Photo)



■ Test Setup Photo




■ Test Setup Photo (Body SAR Test Photo)



■ Test Setup Photo (Top)




■ Test Setup Photo (Bottom)




■ Test Setup Photo (Front)





■ Test Setup Photo (Rear)




■ Test Setup Photo (Right)





■ Test Setup Photo (Left)





■ Test Setup Photo (Phablet SAR Test Photo)




■ Test Setup Photo (Top)




■ Test Setup Photo (Bottom)




■ Test Setup Photo (Bottom) 4 mm



■ Test Setup Photo (Front)





■ Test Setup Photo (Front) 1 mm



■ Test Setup Photo (Rear)



■ Test Setup Photo (Rear) 2 mm



■ Test Setup Photo (Left)



■ Dual Display Cover (#1: DD angle: 0 degree)




■ Dual Display Cover (#2: DD angle: 180 degree)



■ Dual Display Cover (#3: DD angle: 360 degree)




■ Head Test Setup Photo: (#1: DD angle: 0 degree)_Left Touch




■ Head Test Setup Photo: (#2: DD angle: 180 degree)_Left Touch (1)




■ Head Test Setup Photo: (#2: DD angle: 180 degree)_Left Touch (2)




■ Head Test Setup Photo: (#3: DD angle: 360 degree)_Left Touch




■ Head Test Setup Photo: (#1: DD angle: 0 degree)_Right Touch




■ Head Test Setup Photo: (#2: DD angle: 180 degree)_Right Touch (1)




■ Head Test Setup Photo: (#2: DD angle: 180 degree)_Right Touch (2)





■ Head Test Setup Photo: (#3: DD angle: 360 degree)_Right Touch



■ Body-worn Test Setup Photo: (#1: DD angle: 0 degree)_Rear_10 mm



■ Body-worn Test Setup Photo: (#2: DD angle: 180 degree)_Rear_10 mm (1)



■ Body-worn Test Setup Photo: (#2: DD angle: 180 degree)_Rear_10 mm (2)



■ Body-worn Test Setup Photo: (#3: DD angle: 360 degree)_Rear_10 mm



■ Hotspot Test Setup Photo: (#1: DD angle: 0 degree)_Bottom_10 mm



■ Hotspot Test Setup Photo: (#2: DD angle: 180 degree)_Bottom_10 mm




■ Hotspot Test Setup Photo: (#3: DD angle: 360 degree)_Bottom_10 mm



■ Phablet Test Setup Photo: (#1: DD angle: 0 degree)_Bottom_0 mm



■ Phablet Test Setup Photo: (#2: DD angle: 180 degree)_Bottom_0 mm



■ Phablet Test Setup Photo: (#3: DD angle: 360 degree)_Bottom_0 mm

