

DT&C Co., Ltd.

DUT: LM-G910EMW; Type: Bar

Communication System: UID 0, LTE Band 12 (0); Frequency: 707.5 MHz; Duty Cycle: 1:1
Medium parameters used: $f = 707.5$ MHz; $\sigma = 0.924$ S/m; $\epsilon_r = 57.703$; $\rho = 1000$ kg/m³
Phantom section: Flat Section

DASY5 Configuration:

Probe: ES3DV3 - SN3327; ConvF(6.49, 6.49, 6.49) @ 707.5 MHz; Calibrated: 2019-08-27
Electronics: DAE4 Sn1394
Sensor-Surface: 3mm (Mechanical Surface Detection)
Phantom: SAM_Right_20170922; Type: QD000P40CD; Serial: 1895
Measurement SW: DASY52, Version 52.10 (3); SEMCAD X Version 14.6.13 (7474)

Test Date: 2020-06-14; Ambient Temp: 21.0; Tissue Temp: 20.8

1 cm space from Body, Rear, LTE Band 12 Ch. 23095, Ant Internal

Mode : BandWidth 10 MHz, QPSK, RB Size: 1

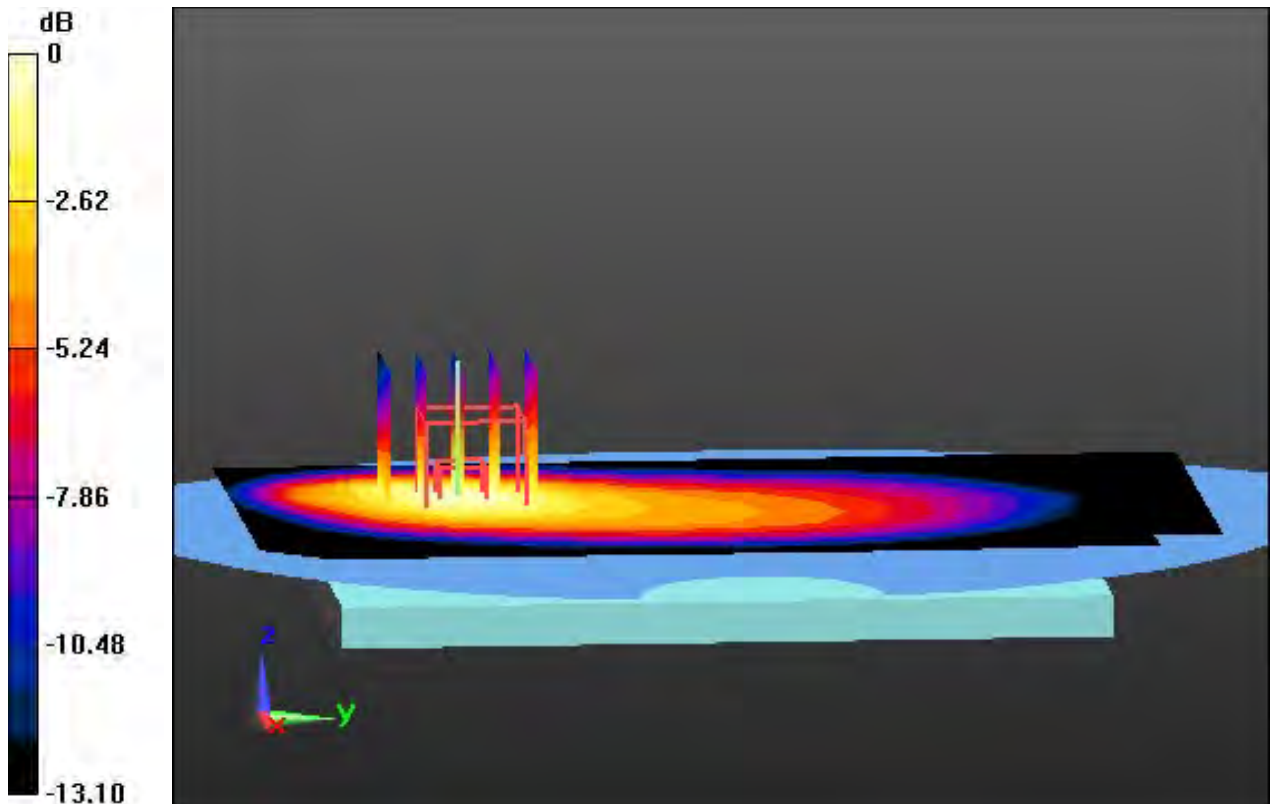
Area Scan (10x15x1): Measurement grid: dx=15mm, dy=15mm

Zoom Scan (5x5x7)/Cube 0: Measurement grid: dx=8mm, dy=8mm, dz=5mm

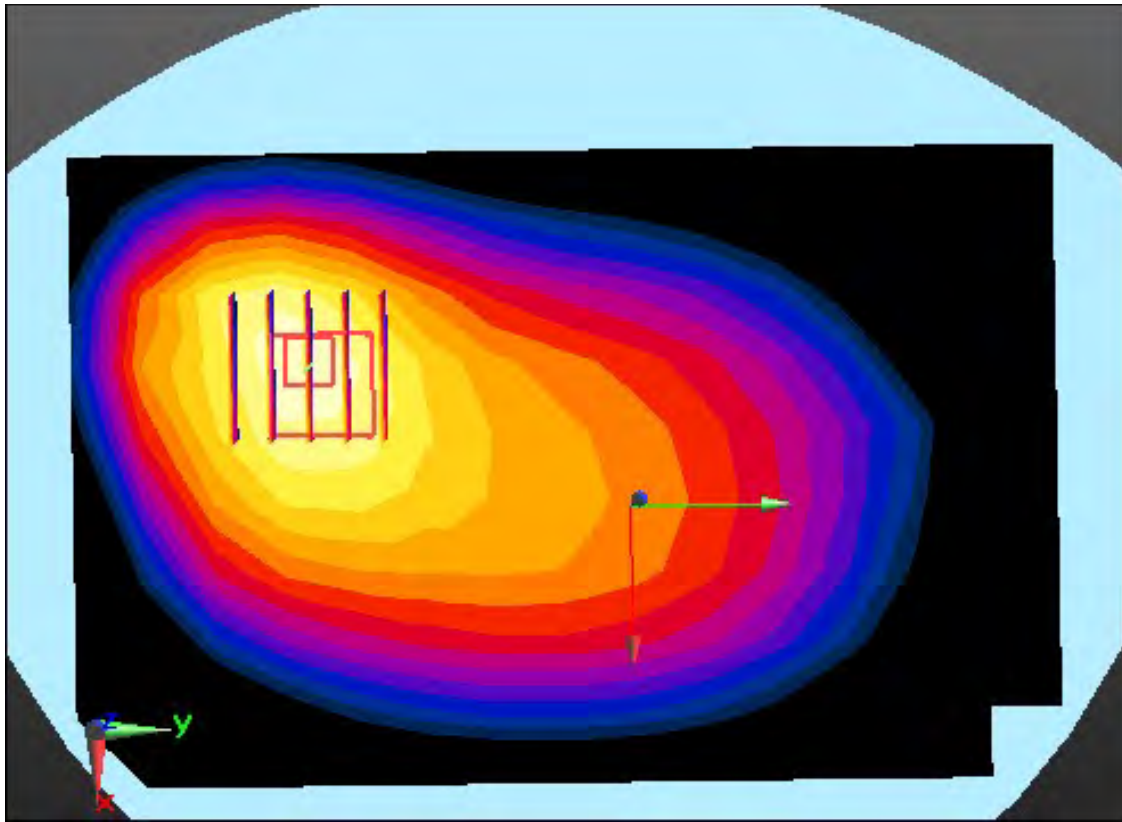
Power Drift = -0.02 dB

Peak SAR (extrapolated) = 0.672 W/kg

SAR(1 g) = 0.436 W/kg; SAR(10 g) = 0.289 W/kg



0 dB = 0.508 W/kg



Enlarged Plot for A35

DT&C Co., Ltd.

DUT: LM-G910EMW; Type: Bar

Communication System: UID 0, LTE Band 13 (0); Frequency: 782 MHz; Duty Cycle: 1:1
Medium parameters used: $f = 782 \text{ MHz}$; $\sigma = 0.991 \text{ S/m}$; $\epsilon_r = 56.967$; $\rho = 1000 \text{ kg/m}^3$
Phantom section: Flat Section

DASY5 Configuration:

Probe: ES3DV3 - SN3327; ConvF(6.49, 6.49, 6.49) @ 782 MHz; Calibrated: 2019-08-27
Electronics: DAE4 Sn1394
Sensor-Surface: 3mm (Mechanical Surface Detection)
Phantom: SAM_Right_20170922; Type: QD000P40CD; Serial: 1895
Measurement SW: DASY52, Version 52.10 (3); SEMCAD X Version 14.6.13 (7474)

Test Date: 2020-06-14; Ambient Temp: 21.0; Tissue Temp: 20.8

1 cm space from Body, Rear, LTE Band 13 Ch. 23230, Ant Internal

Mode : BandWidth 10 MHz, QPSK, RB Size: 1

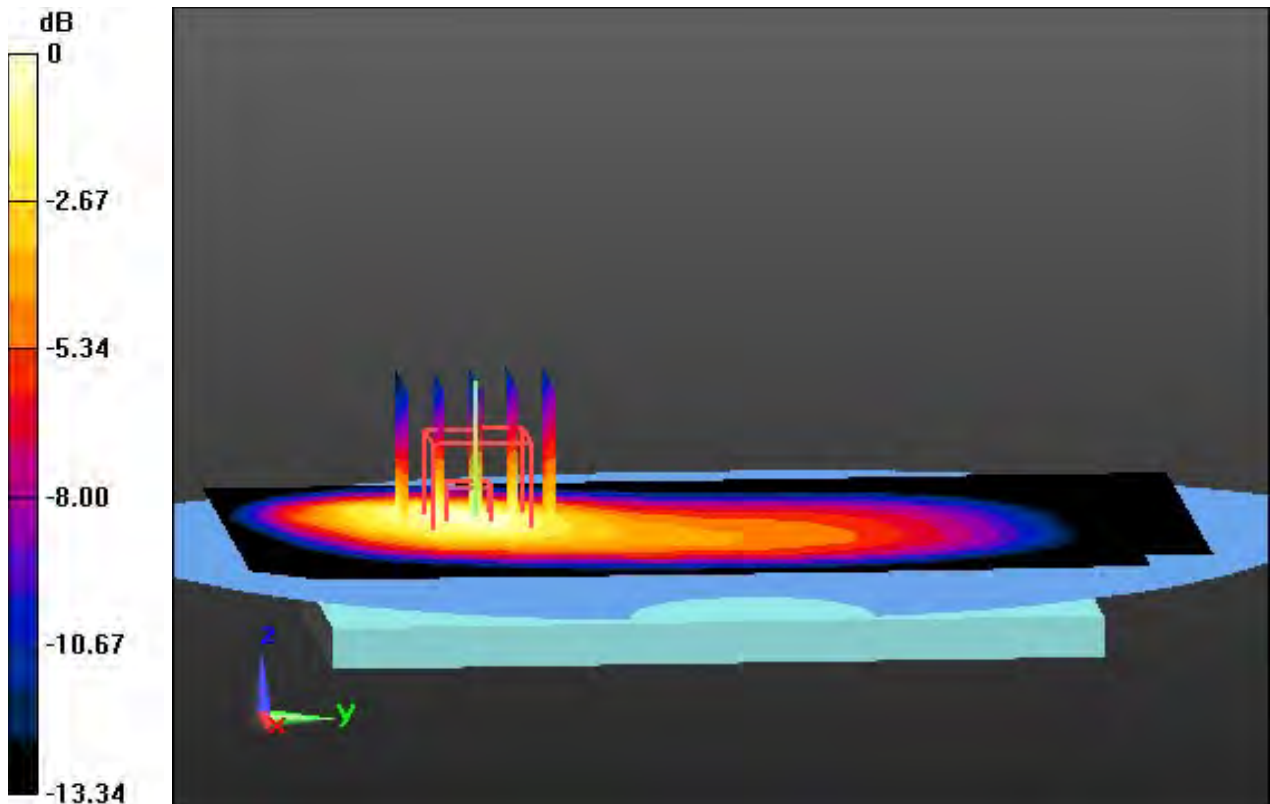
Area Scan (10x15x1): Measurement grid: $dx=15\text{mm}$, $dy=15\text{mm}$

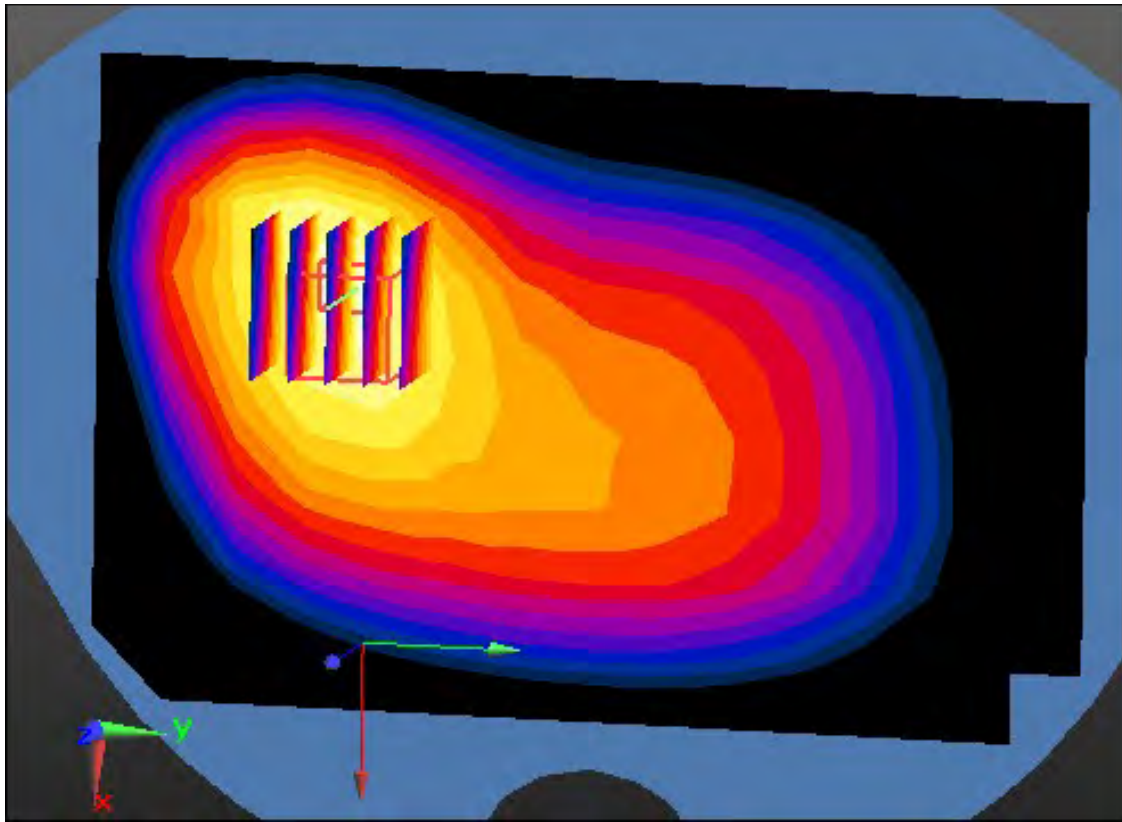
Zoom Scan (5x5x7)/Cube 0: Measurement grid: $dx=8\text{mm}$, $dy=8\text{mm}$, $dz=5\text{mm}$

Power Drift = -0.01 dB

Peak SAR (extrapolated) = 1.05 W/kg

SAR(1 g) = 0.637 W/kg; SAR(10 g) = 0.407 W/kg





Enlarged Plot for A36

DT&C Co., Ltd.

DUT: LM-G910EMW; Type: Bar

Communication System: UID 0, LTE Band 5 (FCC) (0); Frequency: 836.5 MHz; Duty Cycle: 1:1
Medium parameters used: $f = 836.5$ MHz; $\sigma = 0.988$ S/m; $\epsilon_r = 55.53$; $\rho = 1000$ kg/m³
Phantom section: Flat Section

DASY5 Configuration:

Probe: EX3DV4 - SN7337; ConvF(10.6, 10.6, 10.6) @ 836.5 MHz; Calibrated: 2019-11-27
Electronics: DAE4 Sn1394

Sensor-Surface: 2mm (Mechanical Surface Detection)

Phantom: SAM_Right_20170922; Type: QD000P40CD; Serial: 1895

Measurement SW: DASY52, Version 52.10 (3); SEMCAD X Version 14.6.13 (7474)

Test Date: 2020-06-12; Ambient Temp: 21.2; Tissue Temp: 21.0

1 cm space from Body, Rear, LTE Band 5 Ch. 20525, Ant Internal

Mode : BandWidth 10 MHz, QPSK, RB Size: 1

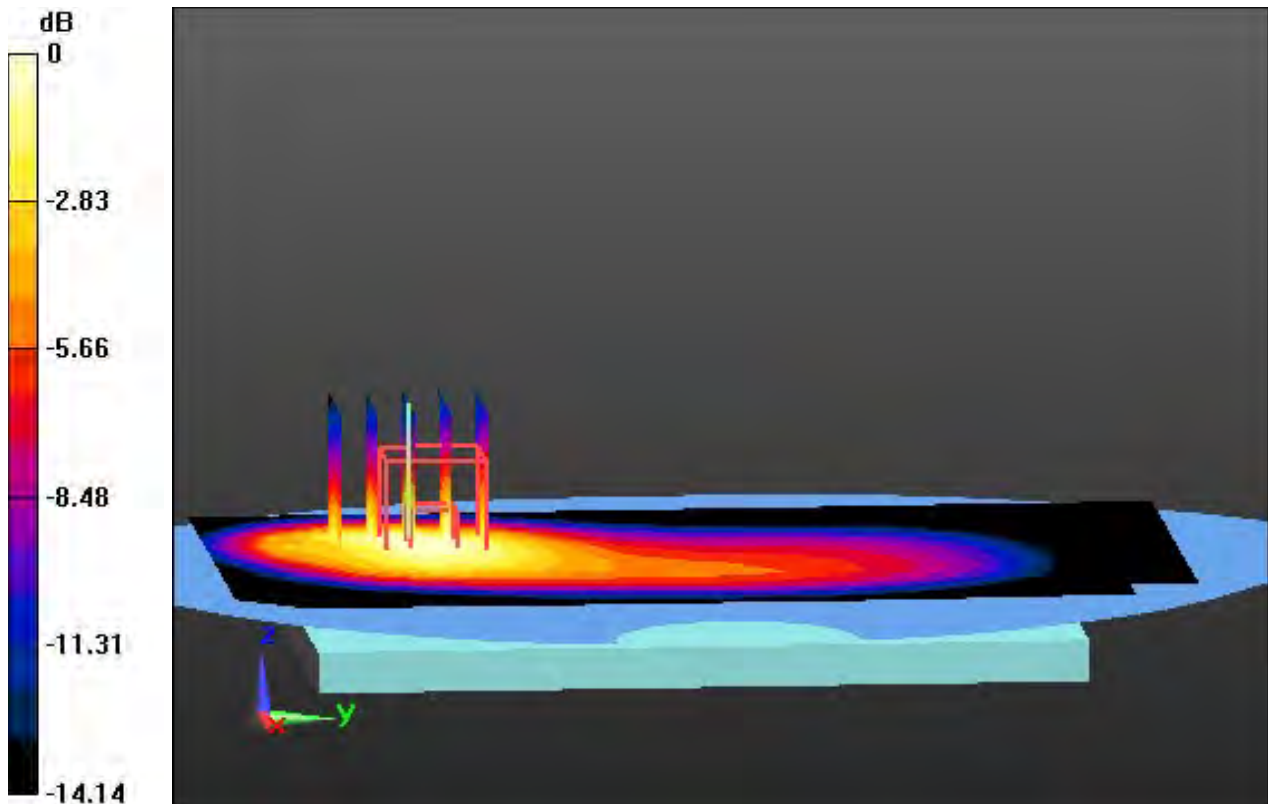
Area Scan (10x15x1): Measurement grid: dx=15mm, dy=15mm

Zoom Scan (5x5x7)/Cube 0: Measurement grid: dx=8mm, dy=8mm, dz=5mm

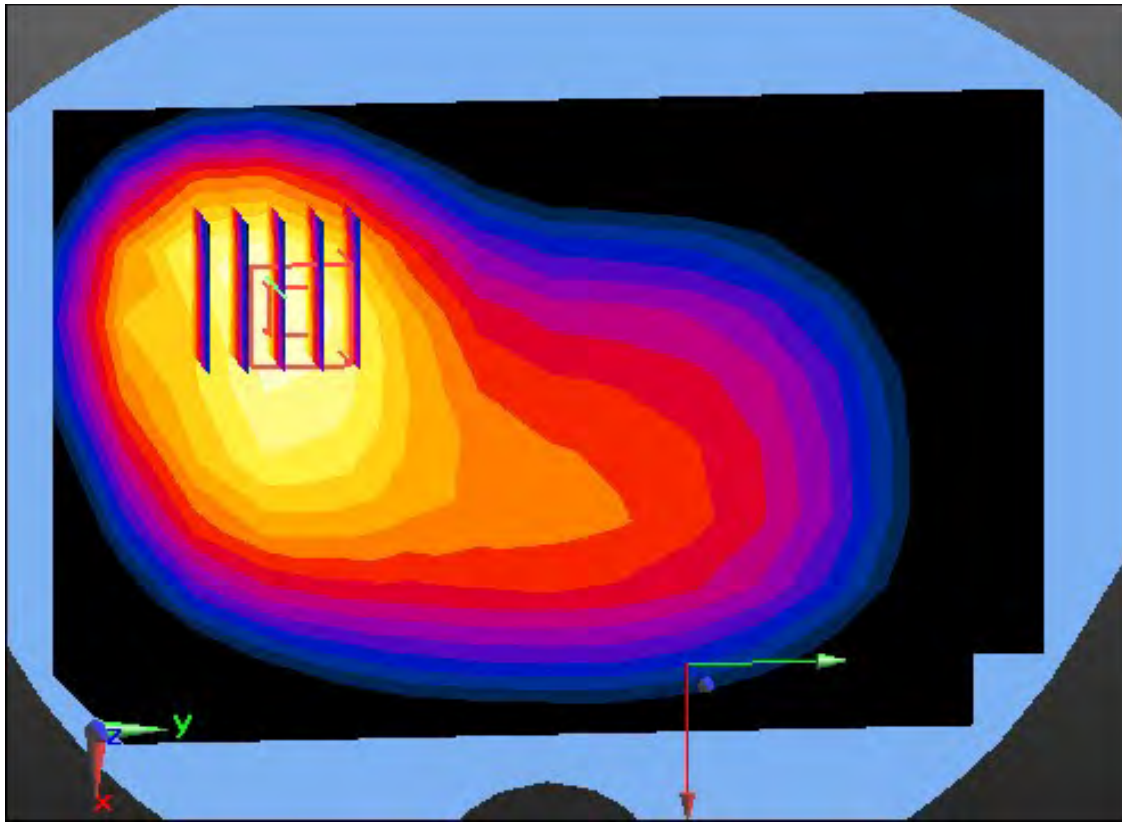
Power Drift = 0.02 dB

Peak SAR (extrapolated) = 1.12 W/kg

SAR(1 g) = 0.699 W/kg; SAR(10 g) = 0.433 W/kg



0 dB = 0.903 W/kg



Enlarged Plot for A37

DT&C Co., Ltd.

DUT: LM-G910EMW; Type: Bar

Communication System: UID 0, LTE Band 66 (0); Frequency: 1770 MHz; Duty Cycle: 1:1
Medium parameters used: $f = 1770$ MHz; $\sigma = 1.534$ S/m; $\epsilon_r = 51.384$; $\rho = 1000$ kg/m³
Phantom section: Flat Section

DASY5 Configuration:

Probe: ES3DV3 - SN3328; ConvF(4.98, 4.98, 4.98); Calibrated: 3/25/2020 Electronics: DAE4 Sn1335
Sensor-Surface: 3mm (Mechanical Surface Detection)
Phantom: SAM-twin right_2013_09_24; Type: QD000P40CD; Serial: TP:1783
Measurement SW: DASY52, Version 52.10 (3); SEMCAD X Version 14.6.13 (7474)

Test Date: 2020-06-23; Ambient Temp: 20.4; Tissue Temp: 20.3

1 cm space from Body, Rear, LTE Band 66 Ch. 132572, Ant Internal

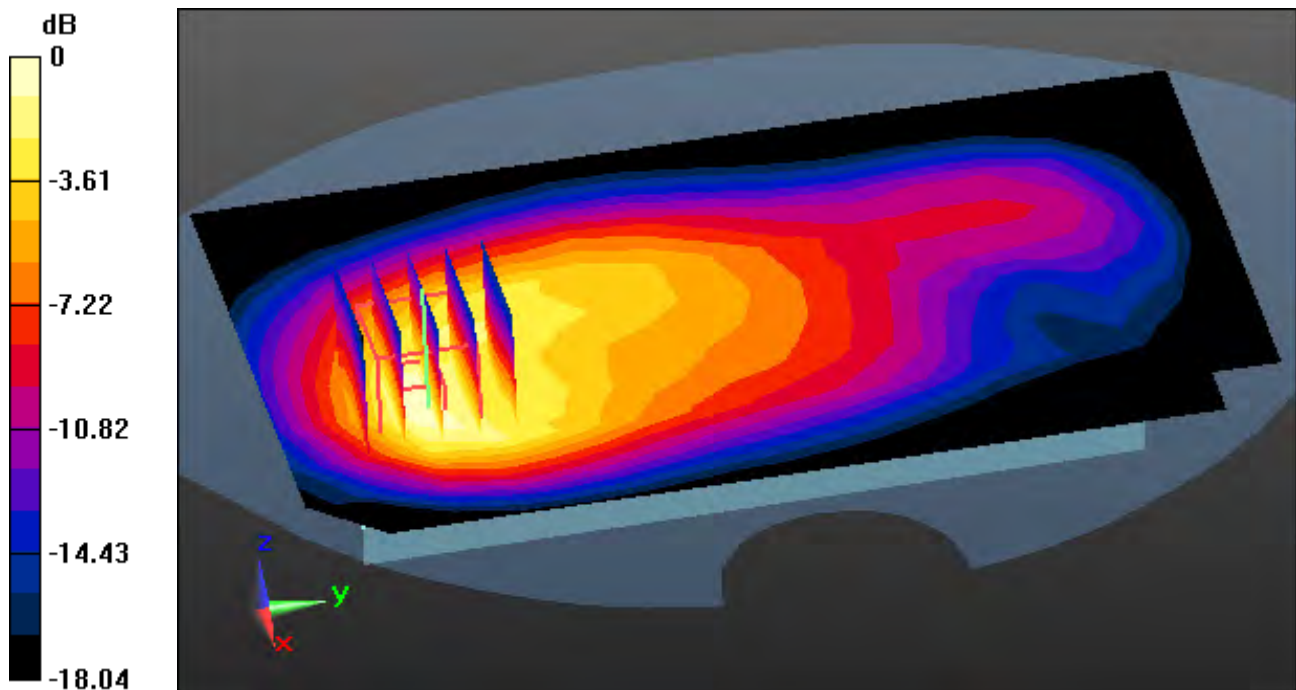
Mode : BandWidth 20 MHz, QPSK, RB Size: 1

Area Scan (10x15x1): Measurement grid: dx=15mm, dy=15mm

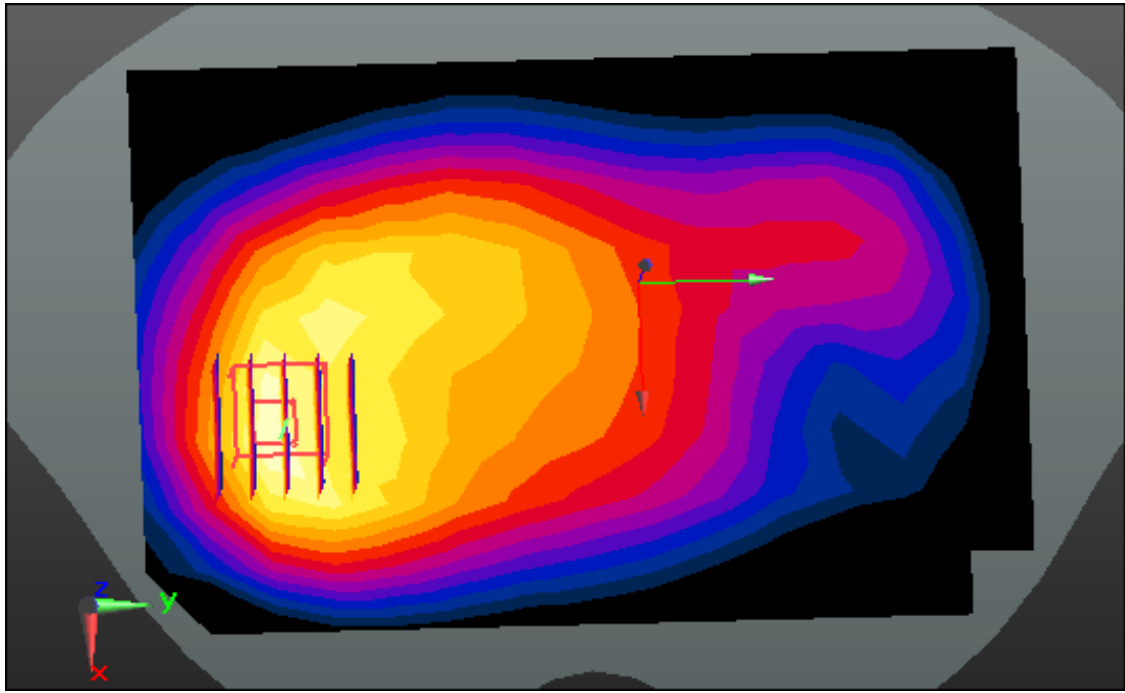
Zoom Scan (5x5x7)/Cube 0: Measurement grid: dx=8mm, dy=8mm, dz=5mm
Power Drift = 0.01 dB

Peak SAR (extrapolated) = 1.09 W/kg

SAR(1 g) = 0.634 W/kg; SAR(10 g) = 0.344 W/kg



0 dB = 0.780 W/kg



Enlarged Plot for A38

DT&C Co., Ltd.

DUT: LM-G910EMW; Type: Bar

Communication System: UID 0, LTE Band 2 (0); Frequency: 1900 MHz; Duty Cycle: 1:1
Medium parameters used: $f = 1900$ MHz; $\sigma = 1.523$ S/m; $\epsilon_r = 53.793$; $\rho = 1000$ kg/m³
Phantom section: Flat Section

DASY5 Configuration:

Probe: EX3DV4 - SN3933; ConvF(8.15, 8.15, 8.15); Calibrated: 9/27/2019 Electronics: DAE3 Sn520
Sensor-Surface: 2mm (Mechanical Surface Detection)
Phantom: SAM with CRP_2013_10_08_right; Type: QD000P40CD; Serial: TP:1785
Measurement SW: DASY52, Version 52.10 (3); SEMCAD X Version 14.6.13 (7474)

Test Date: 2020-06-22; Ambient Temp: 20.7; Tissue Temp: 21.1

1 cm space from Body, Rear, LTE Band 2 Ch. 19100, Ant Internal

Mode : BandWidth 20 MHz, QPSK, RB Size: 1

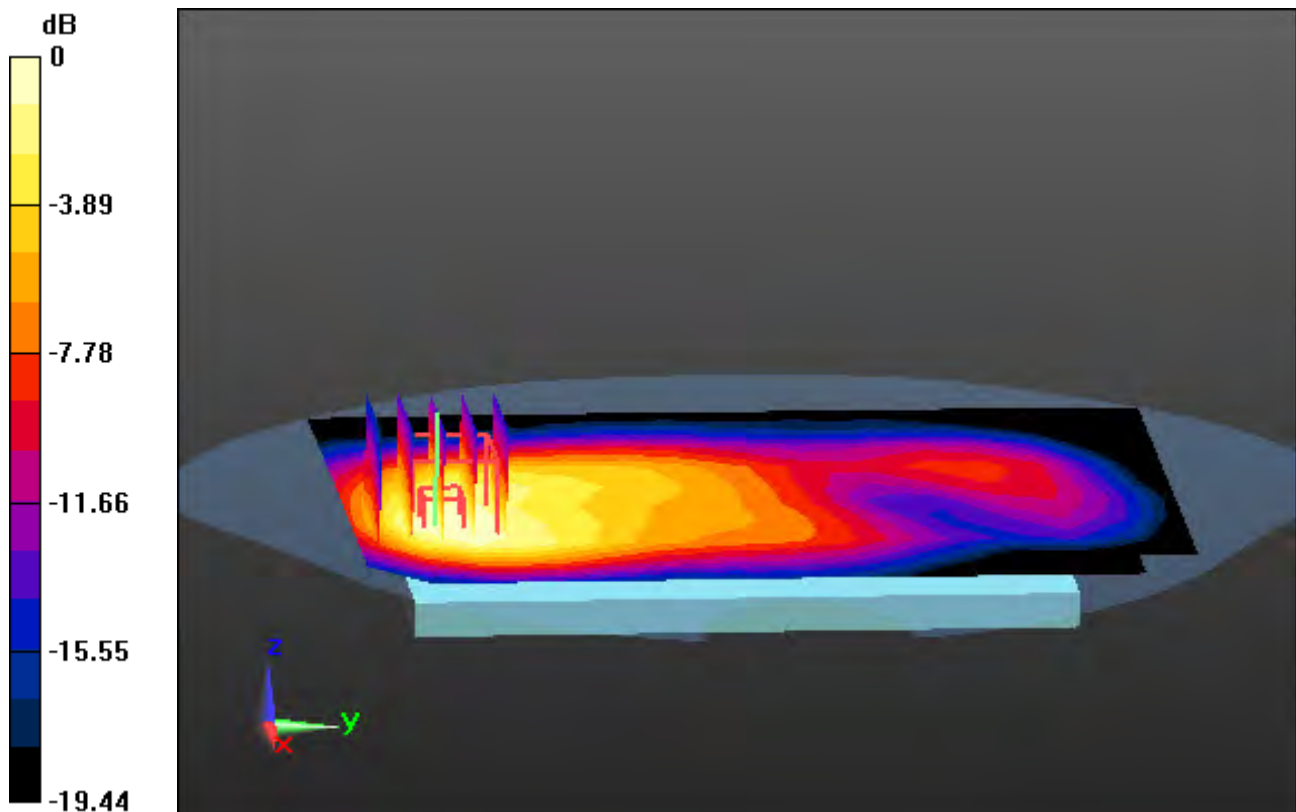
Area Scan (10x15x1): Measurement grid: dx=15mm, dy=15mm

Zoom Scan (5x5x7)/Cube 0: Measurement grid: dx=8mm, dy=8mm, dz=5mm

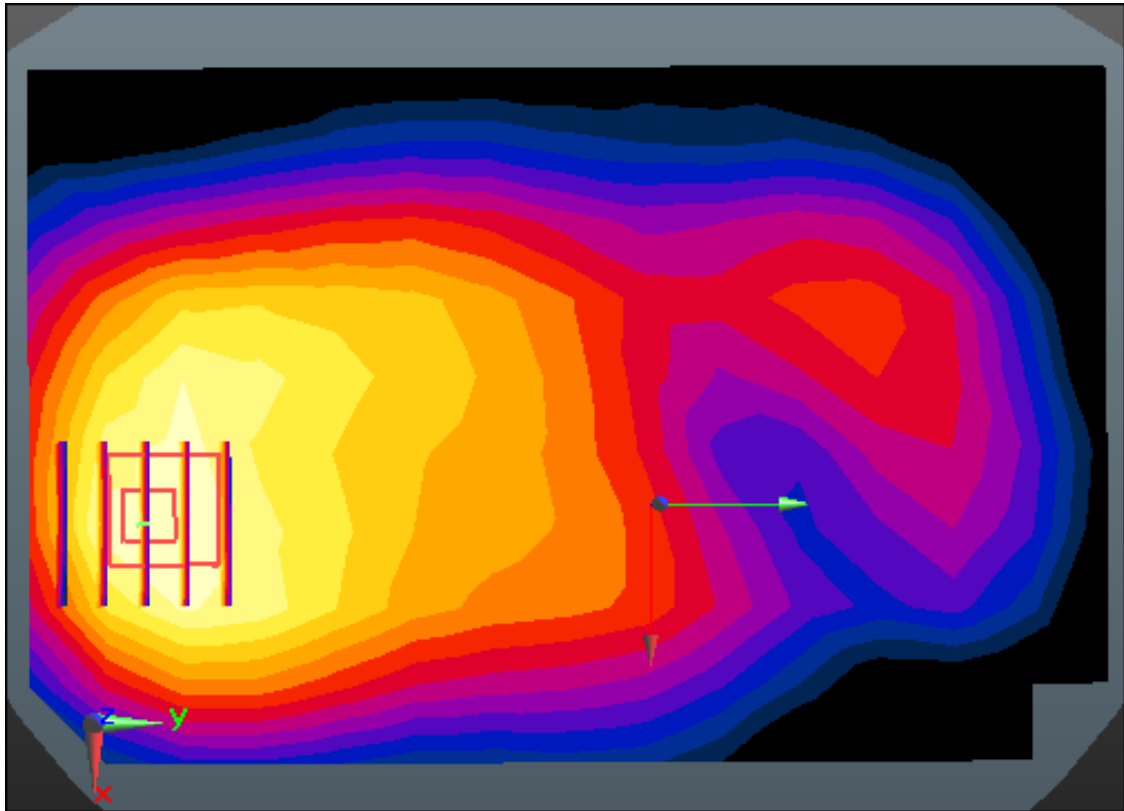
Power Drift = -0.01 dB

Peak SAR (extrapolated) = 0.984 W/kg

SAR(1 g) = 0.567 W/kg; SAR(10 g) = 0.316 W/kg



0 dB = 0.788 W/kg



Enlarged Plot for A39

DT&C Co., Ltd

DUT: LM-G910EMW; Type: Bar

Communication System: UID 0, LTE Band 7 (FCC) (0); Frequency: 2510 MHz; Duty Cycle: 1:1

Medium parameters used: $f = 2510$ MHz; $\sigma = 2.021$ S/m; $\epsilon_r = 51.243$; $\rho = 1000$ kg/m³

Phantom section: Flat Section

DASY5 Configuration:

Probe: EX3DV4 - SN3866; ConvF(7.19, 7.19, 7.19); Calibrated: 5/27/2020 Electronics: DAE4 Sn1453

Sensor-Surface: 2mm (Mechanical Surface Detection)

Phantom: SAM with CRP v5.0; Type: QD000P40CD; Serial: TP:1837

Measurement SW: DASY52, Version 52.10 (3); SEMCAD X Version 14.6.13 (7474)

Test Date: 2020-06-17; Ambient Temp: 20.9; Tissue Temp: 20.7

1 cm space from Body, Rear, LTE Band 7 Ch. 20850, Ant Internal

Mode : BandWidth 20 MHz, QPSK, RB Size : 1

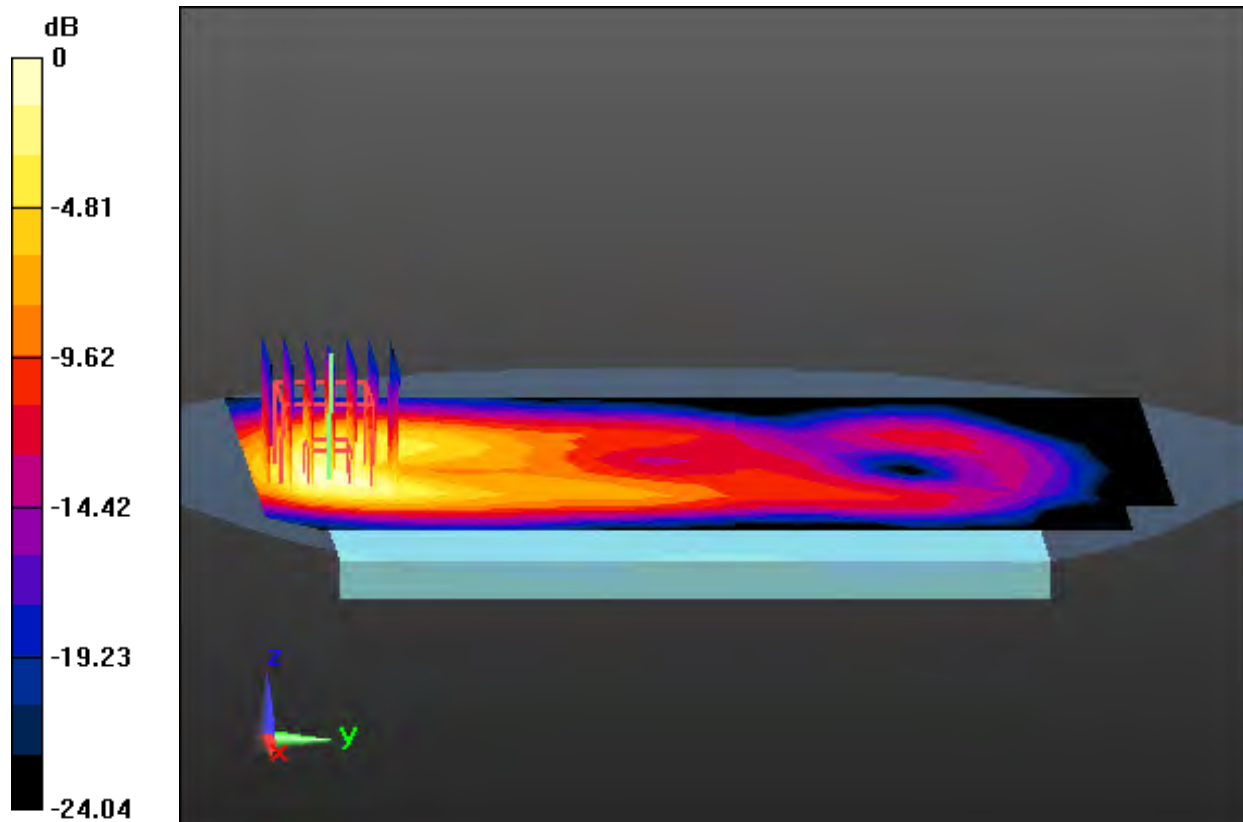
Area Scan (12x19x1): Measurement grid: dx=12mm, dy=12mm

Zoom Scan (7x7x7)/Cube 0: Measurement grid: dx=5mm, dy=5mm, dz=5mm

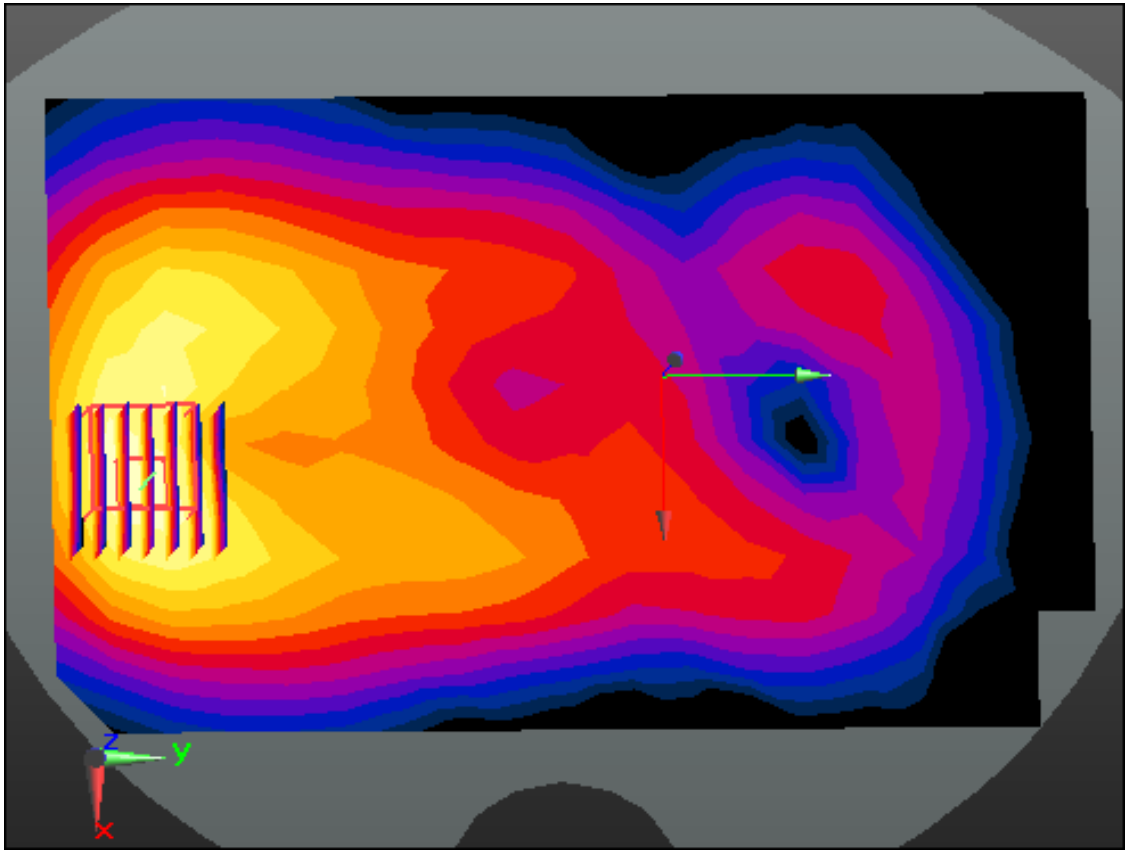
Power Drift = 0.01 dB

Peak SAR (extrapolated) = 0.964 W/kg

SAR(1 g) = 0.488 W/kg; SAR(10 g) = 0.240 W/kg



0 dB = 0.729 W/kg



Enlarged Plot for A40

DT&C Co., Ltd

DUT: LM-G910EMW; Type: Bar

Communication System: UID 0, LTE Band 41(TDD) (0); Frequency: 2593 MHz; Duty Cycle: 1:1.58

Medium parameters used: $f = 2593$ MHz; $\sigma = 2.156$ S/m; $\epsilon_r = 51.762$; $\rho = 1000$ kg/m³

Phantom section: Flat Section

DASY5 Configuration:

Probe: EX3DV4 - SN3866; ConvF(7.19, 7.19, 7.19); Calibrated: 5/27/2020 Electronics: DAE4 Sn1453

Sensor-Surface: 2mm (Mechanical Surface Detection)

Phantom: SAM with CRP v5.0; Type: QD000P40CD; Serial: TP:1837

Measurement SW: DASY52, Version 52.10 (3); SEMCAD X Version 14.6.13 (7474)

Test Date: 2020-06-18; Ambient Temp: 20.4; Tissue Temp: 20.3

1 cm space from Body, Rear, LTE Band 41 Ch. 40620, Ant Internal

Mode : BandWidth 20 MHz, QPSK, RB Size : 1

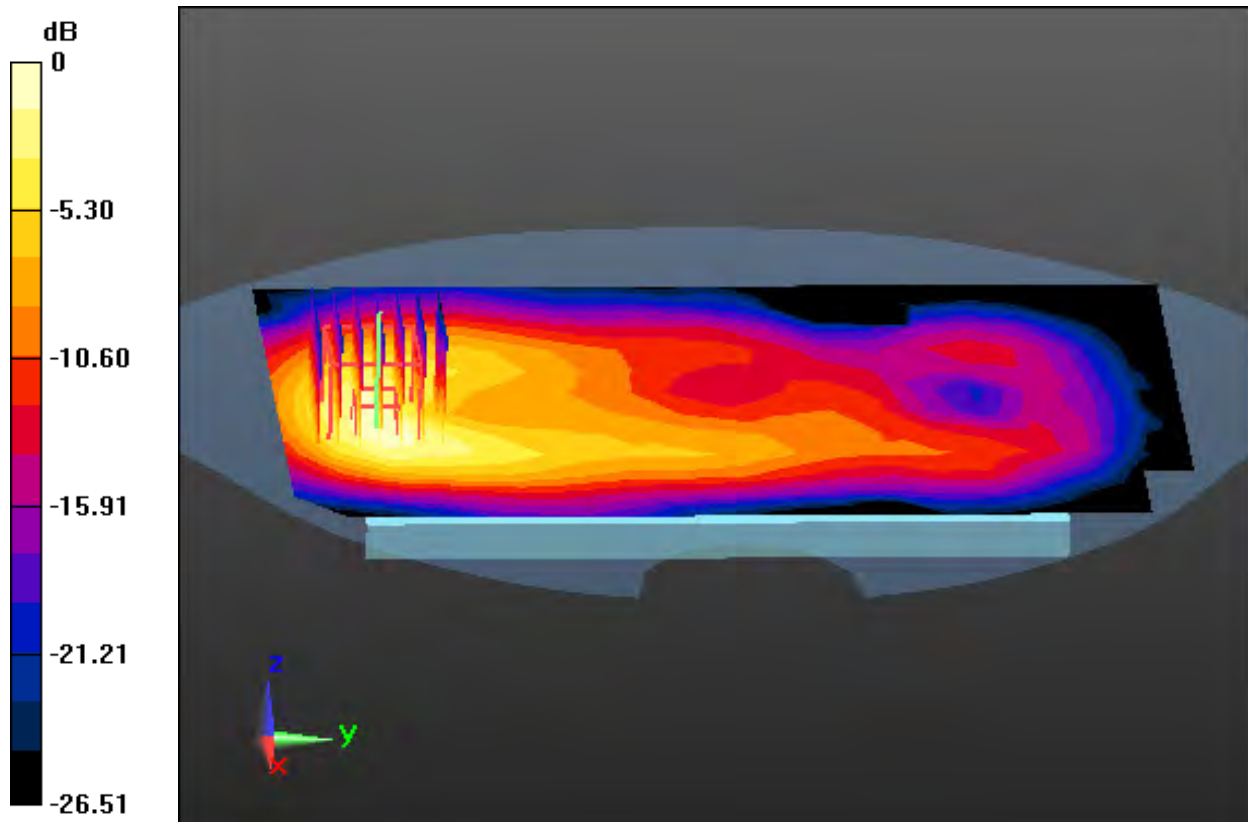
Area Scan (12x19x1): Measurement grid: dx=12mm, dy=12mm

Zoom Scan (7x7x7)/Cube 0: Measurement grid: dx=5mm, dy=5mm, dz=5mm

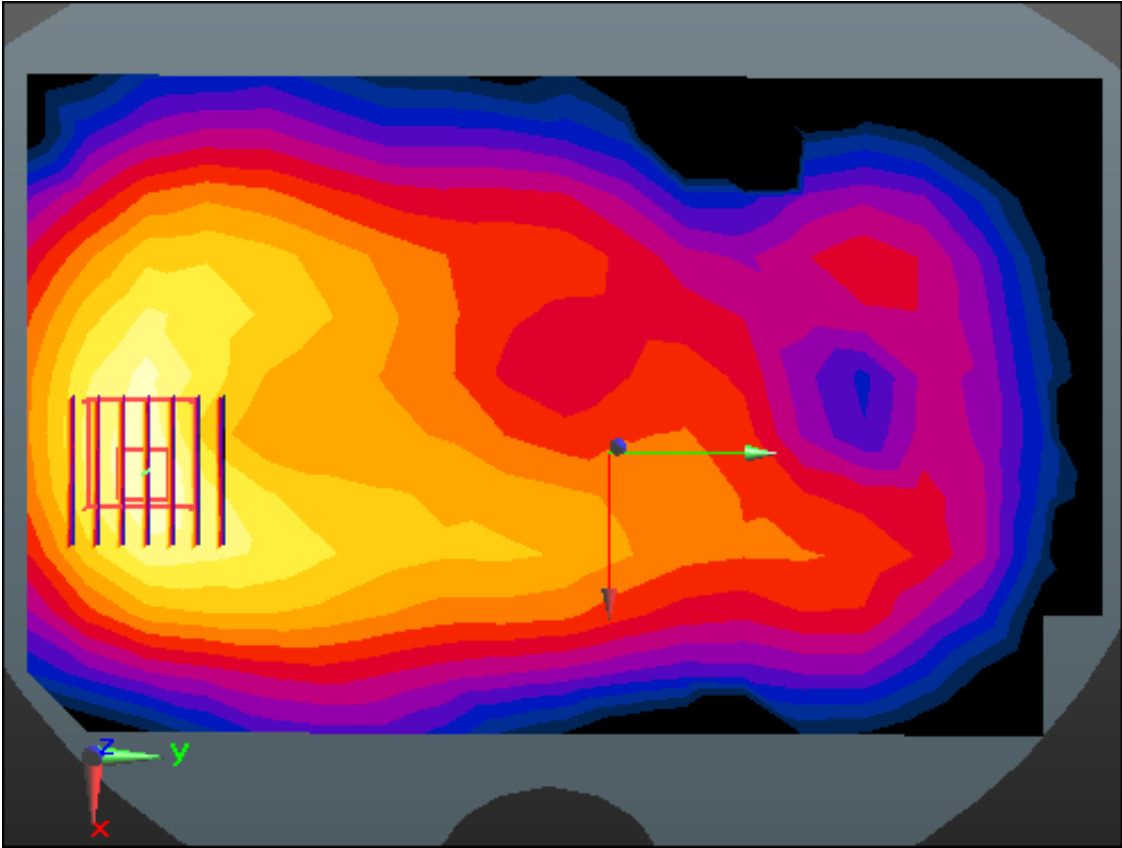
Power Drift = 0.04 dB

Peak SAR (extrapolated) = 0.877 W/kg

SAR(1 g) = 0.436 W/kg; SAR(10 g) = 0.213 W/kg



0 dB = 0.655 W/kg



Enlarged Plot for A41

DT&C Co., Ltd.

DUT: LM-G910EMW; Type: Bar

Communication System: UID 0, 00_2.4 GHz W-LAN (0); Frequency: 2437 MHz; Duty Cycle: 1:1

Medium parameters used: $f = 2437$ MHz; $\sigma = 1.972$ S/m; $\epsilon_r = 52.124$; $\rho = 1000$ kg/m³

Phantom section: Flat Section

DASY5 Configuration:

Probe: EX3DV4 - SN3866; ConvF(7.36, 7.36, 7.36); Calibrated: 5/27/2020 Electronics: DAE4 Sn1453

Sensor-Surface: 2mm (Mechanical Surface Detection)

Phantom: SAM with CRP v5.0; Type: QD000P40CD; Serial: TP:1837

Measurement SW: DASY52, Version 52.10 (3); SEMCAD X Version 14.6.13 (7474)

Test Date: 2020-06-16; Ambient Temp: 20.4; Tissue Temp: 20.3

1 cm space from Body, Rear, WLAN(802.11b) Ch. 6, Ant Internal, Ant.1

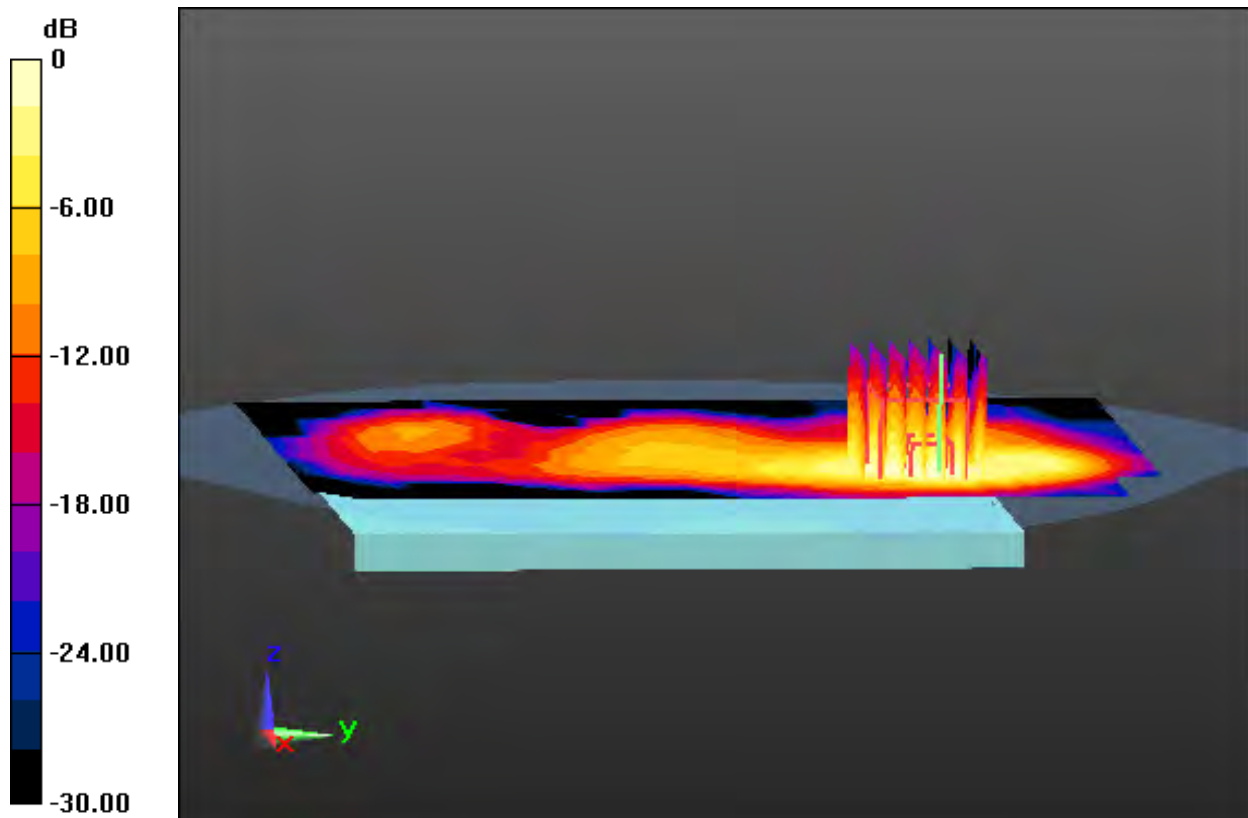
Area Scan (12x19x1): Measurement grid: dx=12mm, dy=12mm

Zoom Scan (7x7x7)/Cube 0: Measurement grid: dx=5mm, dy=5mm, dz=5mm

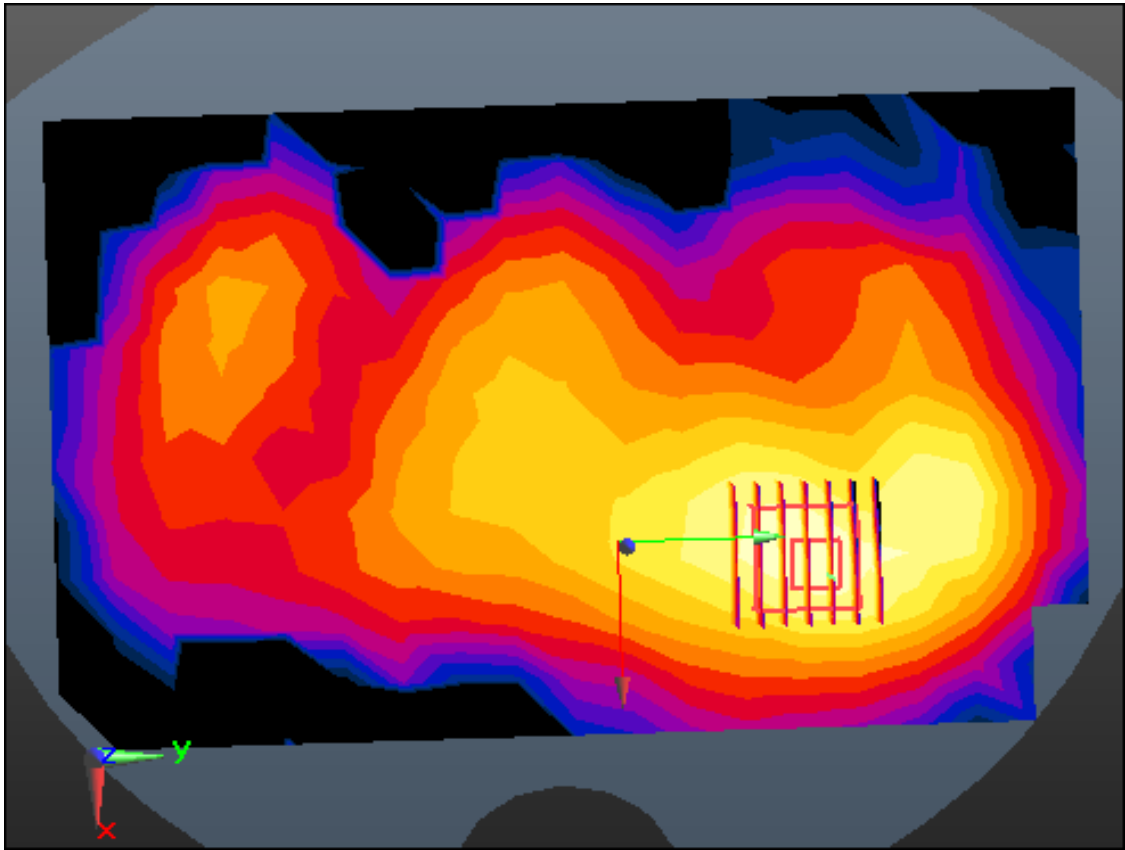
Power Drift = -0.01 dB

Peak SAR (extrapolated) = 0.233 W/kg

SAR(1 g) = 0.118 W/kg; SAR(10 g) = 0.057 W/kg



0 dB = 0.171 W/kg



Enlarged Plot for A42

DT&C Co., Ltd.

DUT: LM-G910EMW; Type: Bar

Communication System: UID 0, W-LAN (0); Frequency: 2412 MHz; Duty Cycle: 1:1
Medium parameters used: $f = 2412$ MHz; $\sigma = 1.942$ S/m; $\epsilon_r = 52.183$; $\rho = 1000$ kg/m³
Phantom section: Flat Section

DASY5 Configuration:

Probe: EX3DV4 - SN3866; ConvF(7.36, 7.36, 7.36); Calibrated: 5/27/2020 Electronics: DAE4 Sn1453
Sensor-Surface: 2mm (Mechanical Surface Detection)
Phantom: SAM with CRP v5.0; Type: QD000P40CD; Serial: TP:1837
Measurement SW: DASY52, Version 52.10 (3); SEMCAD X Version 14.6.13 (7474)

Test Date: 2020-06-16; Ambient Temp: 20.4; Tissue Temp: 20.3

1 cm space from Body, Rear, WLAN(802.11b) Ch. 1, Ant Internal, Ant.2

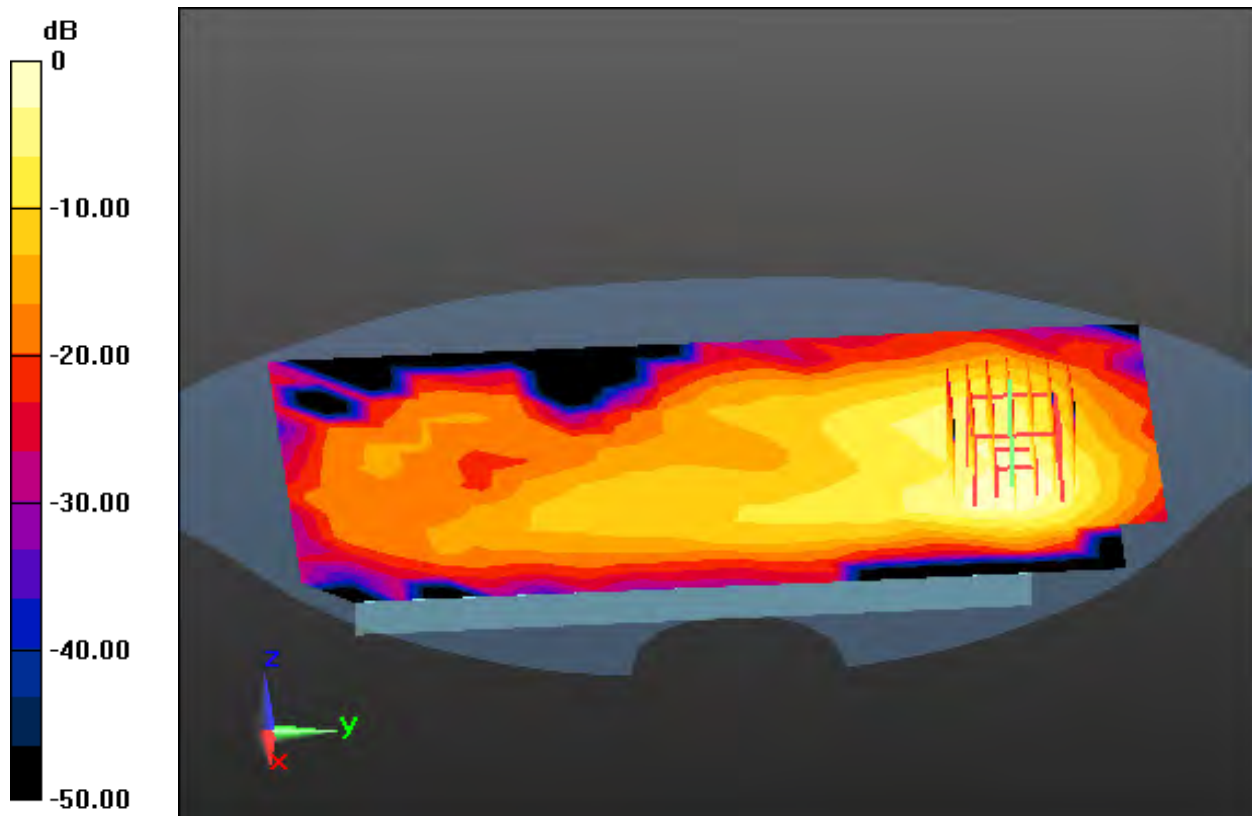
Area Scan (12x19x1): Measurement grid: dx=12mm, dy=12mm

Zoom Scan (7x7x7)/Cube 0: Measurement grid: dx=5mm, dy=5mm, dz=5mm

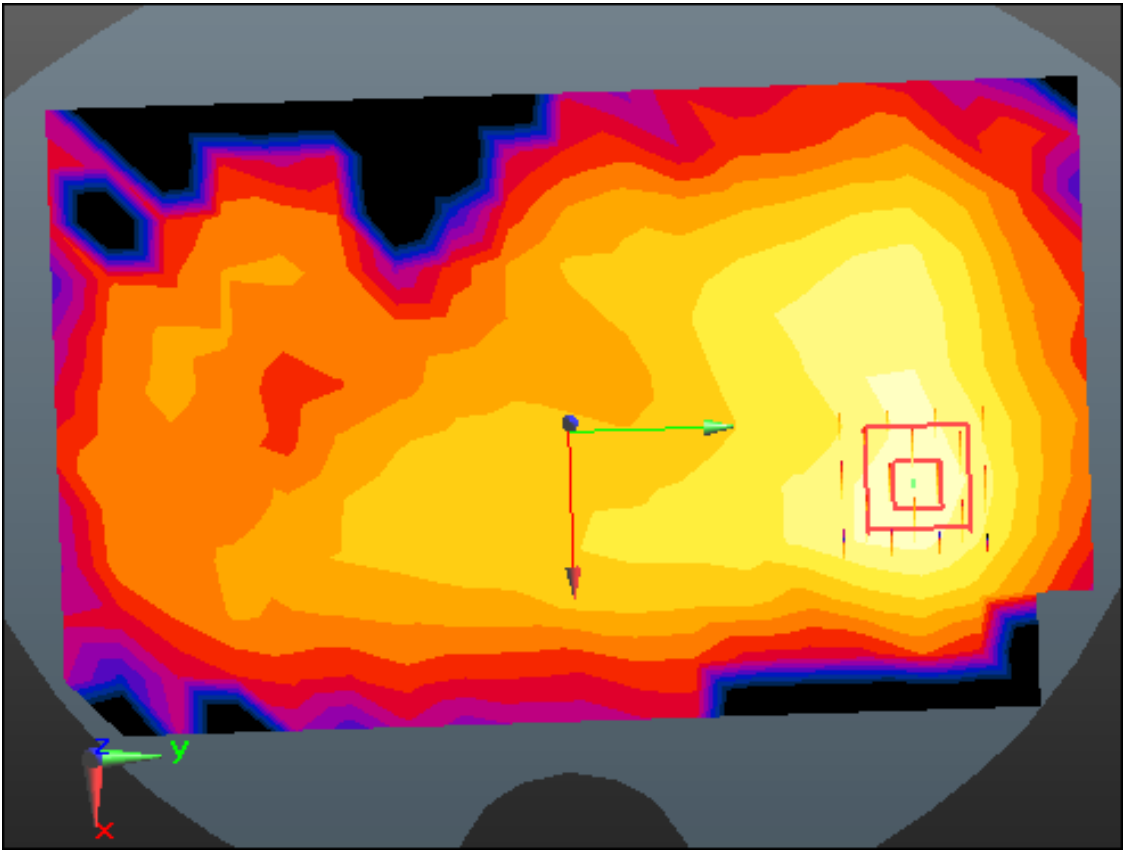
Power Drift = 0.05 dB

Peak SAR (extrapolated) = 0.276 W/kg

SAR(1 g) = 0.136 W/kg; SAR(10 g) = 0.062 W/kg



0 dB = 0.206 W/kg



Enlarged Plot for A43

DT&C Co., Ltd.

DUT: LM-G910EMW; Type: Bar

Communication System: UID 0, W-LAN (0); Frequency: 2462 MHz; Duty Cycle: 1:1
Medium parameters used: $f = 2462$ MHz; $\sigma = 2.002$ S/m; $\epsilon_r = 52.071$; $\rho = 1000$ kg/m³
Phantom section: Flat Section

DASY5 Configuration:

Probe: EX3DV4 - SN3866; ConvF(7.36, 7.36, 7.36); Calibrated: 5/27/2020 Electronics: DAE4 Sn1453
Sensor-Surface: 2mm (Mechanical Surface Detection)
Phantom: SAM with CRP v5.0; Type: QD000P40CD; Serial: TP:1837
Measurement SW: DASY52, Version 52.10 (3); SEMCAD X Version 14.6.13 (7474)

Test Date: 2020-06-16; Ambient Temp: 20.4; Tissue Temp: 20.3

1 cm space from Body, Rear, WLAN(802.11g) Ch. 11, Ant Internal, MIMO

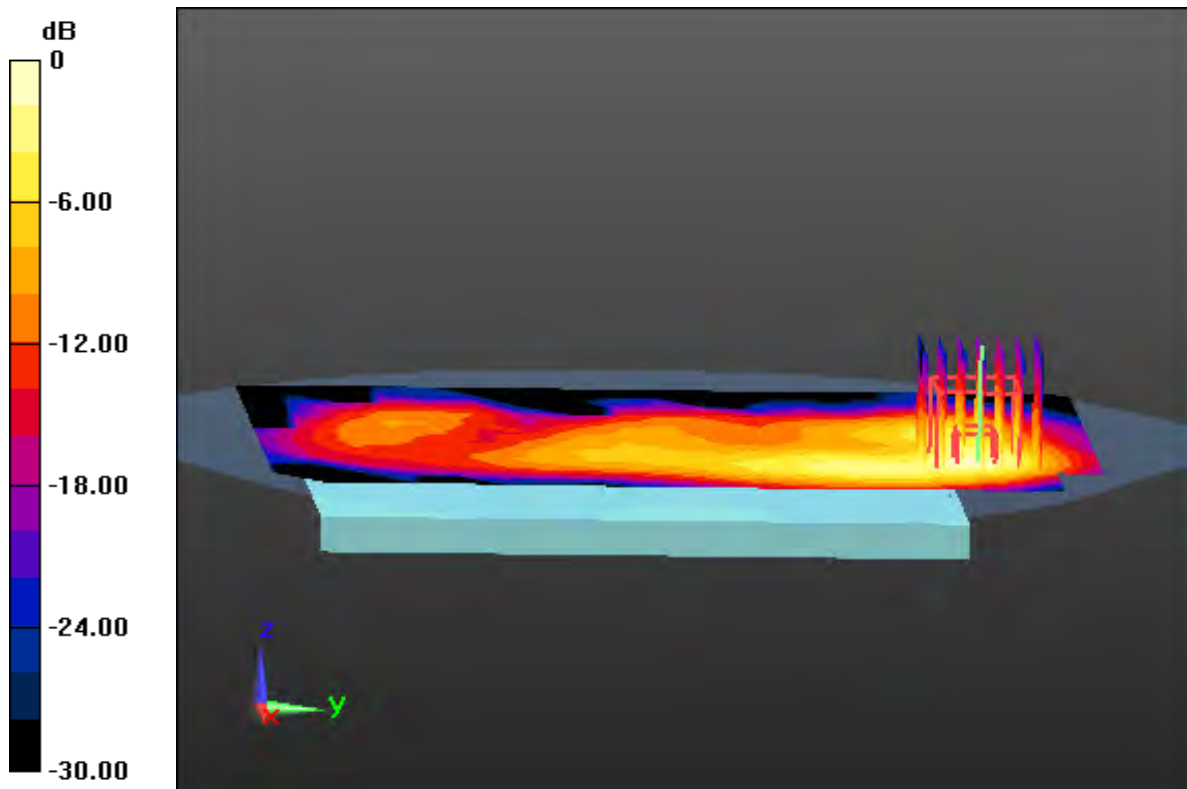
Area Scan (12x19x1): Measurement grid: dx=12mm, dy=12mm

Zoom Scan (7x7x7)/Cube 0: Measurement grid: dx=5mm, dy=5mm, dz=5mm

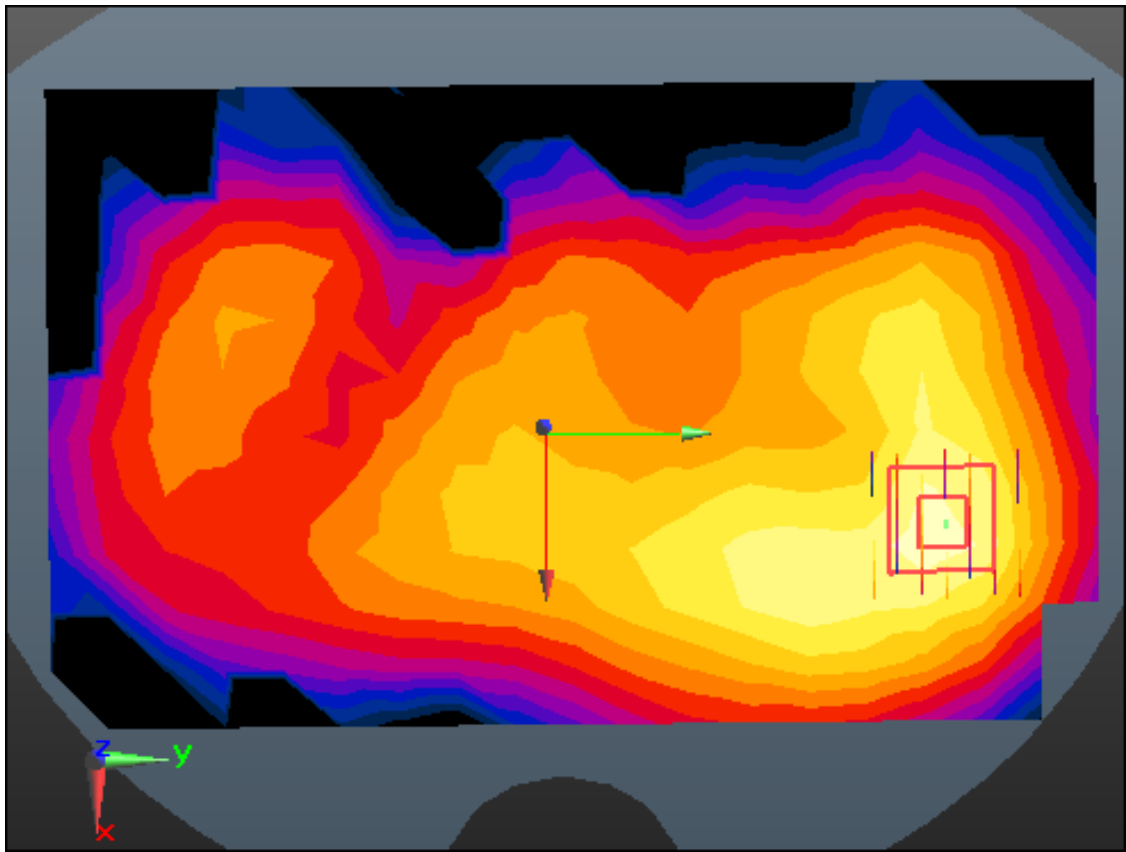
Power Drift = 0.16 dB

Peak SAR (extrapolated) = 0.306 W/kg

SAR(1 g) = 0.148 W/kg; SAR(10 g) = 0.068 W/kg



0 dB = 0.227 W/kg



Enlarged Plot for A44

DT&C Co., Ltd.

DUT: LM-G910HMW; Type: Bar

Communication System: UID 0, W-LAN_5300 (0); Frequency: 5260 MHz; Duty Cycle: 1:1

Medium parameters used: $f = 5260$ MHz; $\sigma = 5.499$ S/m; $\epsilon_r = 47.177$; $\rho = 1000$ kg/m³

Phantom section: Flat Section

DASY5 Configuration:

Probe: EX3DV4 - SN3916; ConvF(4.37, 4.37, 4.37); Calibrated: 4/27/2020 Electronics: DAE4 Sn1396

Sensor-Surface: 1.4mm (Mechanical Surface Detection)

Phantom: SAM with CRP v5.0(Right); Type: QD000P40CD; Serial: 1220

Measurement SW: DASY52, Version 52.10 (3); SEMCAD X Version 14.6.13 (7474)

Test Date: 2020-06-26; Ambient Temp: 20.7; Tissue Temp: 20.5

1 cm space from Body, Rear, W-LAN(802.11a) Ch. 52, Ant Internal, Ant. 1

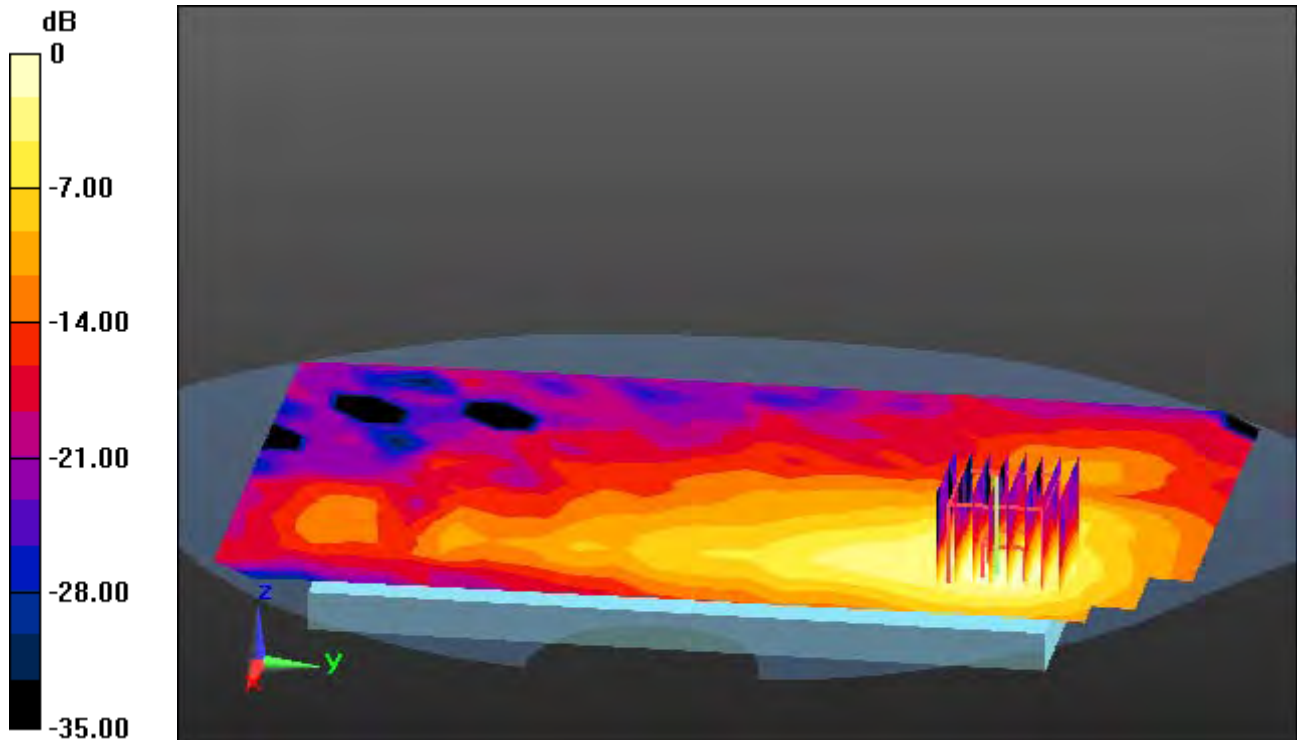
Area Scan (15x23x1): Measurement grid: dx=10mm, dy=10mm

Zoom Scan (8x8x7)/Cube 0: Measurement grid: dx=4mm, dy=4mm, dz=1.4mm, Graded Ratio:1.4

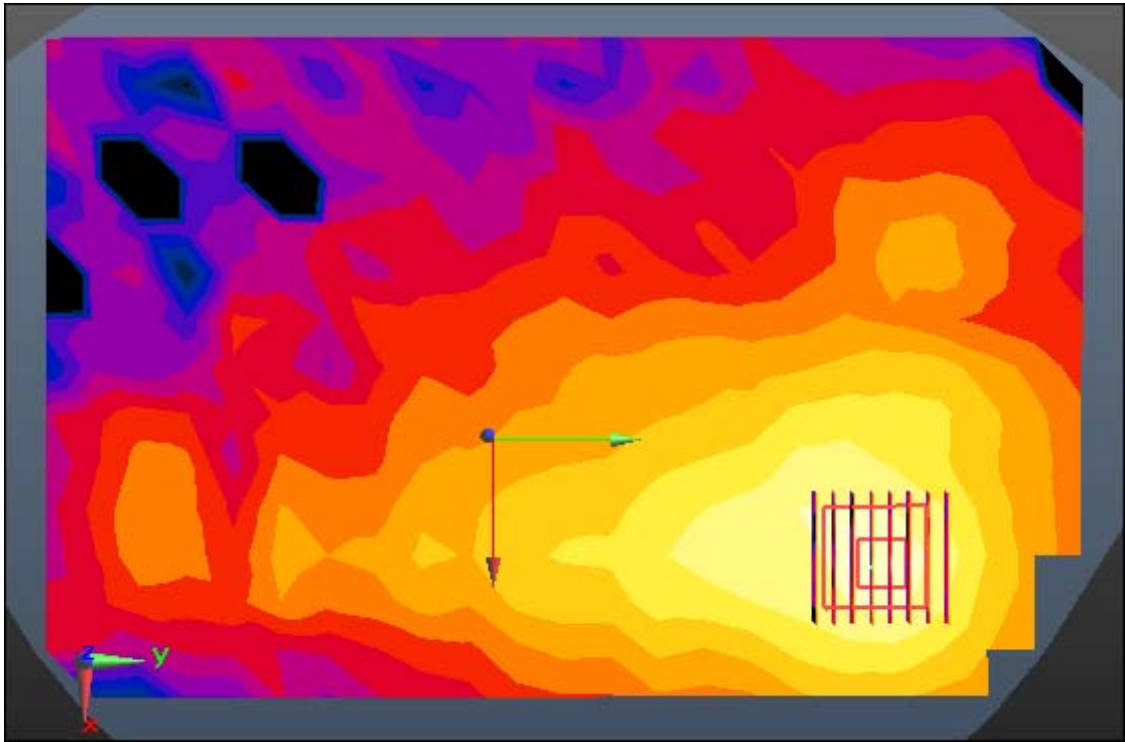
Power Drift = 0.08 dB

Peak SAR (extrapolated) = 0.718 W/kg

SAR(1 g) = 0.208 W/kg; SAR(10 g) = 0.078 W/kg



0 dB = 0.464 W/kg



Enlarge Plot for A45

DT&C Co., Ltd.

DUT: LM-G910HMW; Type: Bar

Communication System: UID 0, W-LAN 5.3G(802.11a/n/ac) (0); Frequency: 5320 MHz; Duty Cycle: 1:1

Medium parameters used: $f = 5320$ MHz; $\sigma = 5.579$ S/m; $\epsilon_r = 47.051$; $\rho = 1000$ kg/m³

Phantom section: Flat Section

DASY5 Configuration:

Probe: EX3DV4 - SN3916; ConvF(4.37, 4.37, 4.37); Calibrated: 4/27/2020 Electronics: DAE4 Sn1396

Sensor-Surface: 1.4mm (Mechanical Surface Detection)

Phantom: SAM with CRP v5.0(Right); Type: QD000P40CD; Serial: 1220

Measurement SW: DASY52, Version 52.10 (3); SEMCAD X Version 14.6.13 (7474)

Test Date: 2020-06-26; Ambient Temp: 20.7; Tissue Temp: 20.5

1 cm space from Body, Rear, W-LAN(802.11a) Ch. 64, Ant Internal, Ant. 2

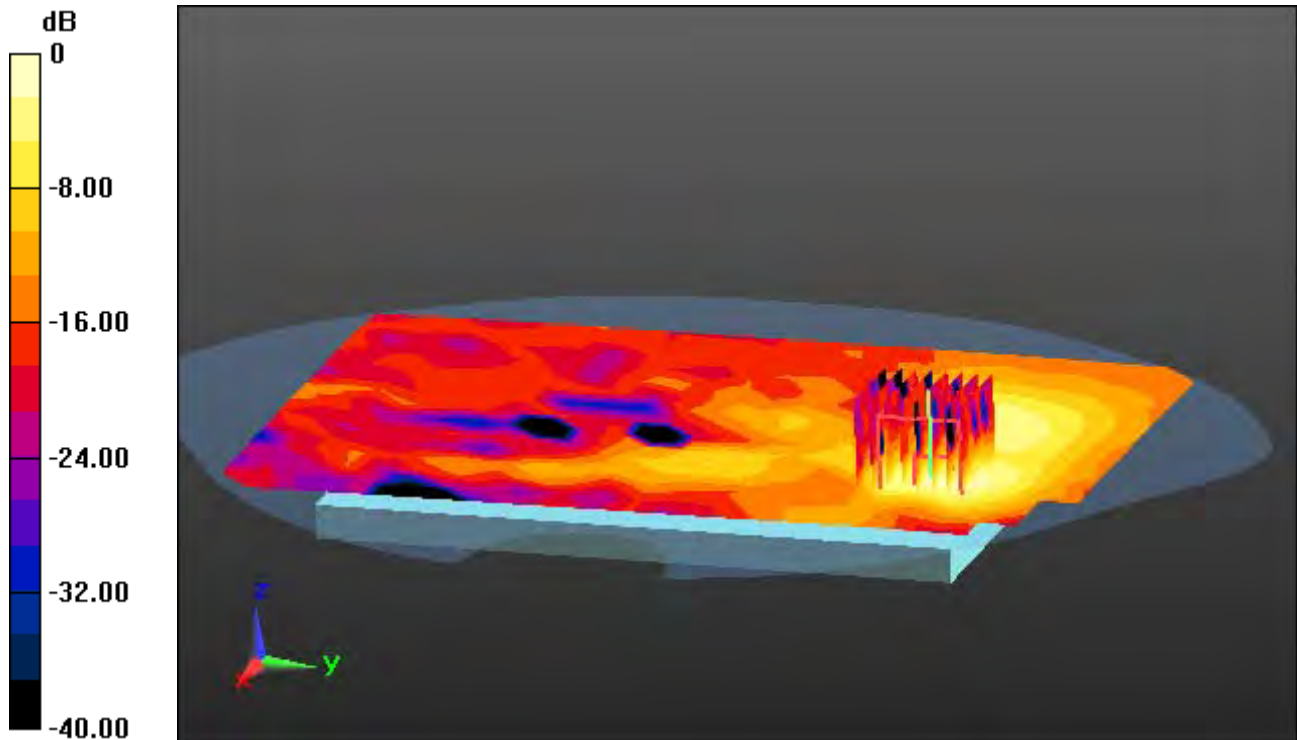
Area Scan (15x23x1): Measurement grid: dx=10mm, dy=10mm

Zoom Scan (8x8x7)/Cube 0: Measurement grid: dx=4mm, dy=4mm, dz=1.4mm, Graded Ratio:1.4

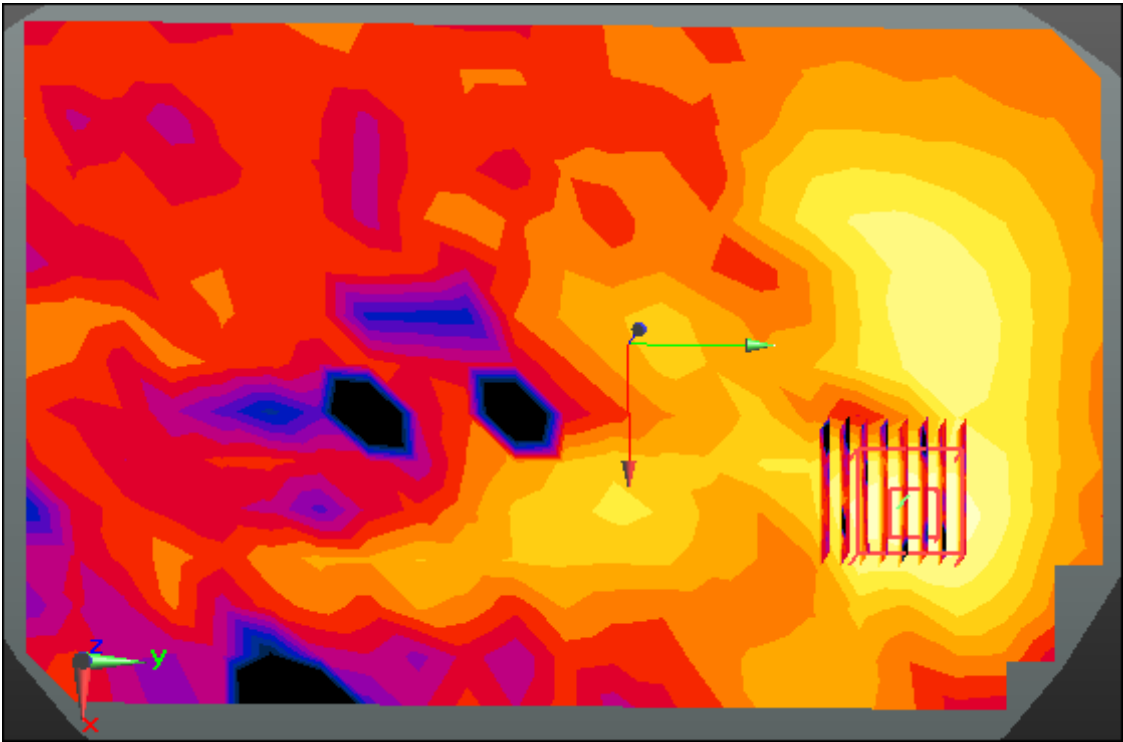
Power Drift = -0.04 dB

Peak SAR (extrapolated) = 0.476 W/kg

SAR(1 g) = 0.124 W/kg; SAR(10 g) = 0.043 W/kg



0 dB = 0.282 W/kg



Enlarge Plot for A46

DT&C Co., Ltd.

DUT: LM-G910HMW; Type: Bar

Communication System: UID 0, W-LAN_5300 (0); Frequency: 5260 MHz; Duty Cycle: 1:1

Medium parameters used: $f = 5260$ MHz; $\sigma = 5.499$ S/m; $\epsilon_r = 47.177$; $\rho = 1000$ kg/m³

Phantom section: Flat Section

DASY5 Configuration:

Probe: EX3DV4 - SN3916; ConvF(4.37, 4.37, 4.37); Calibrated: 4/27/2020 Electronics: DAE4 Sn1396

Sensor-Surface: 1.4mm (Mechanical Surface Detection)

Phantom: SAM with CRP v5.0(Right); Type: QD000P40CD; Serial: 1220

Measurement SW: DASY52, Version 52.10 (3); SEMCAD X Version 14.6.13 (7474)

Test Date: 2020-06-26; Ambient Temp: 20.7; Tissue Temp: 20.5

1 cm space from Body, Rear, W-LAN(802.11a) Ch. 52, Ant Internal, MIMO

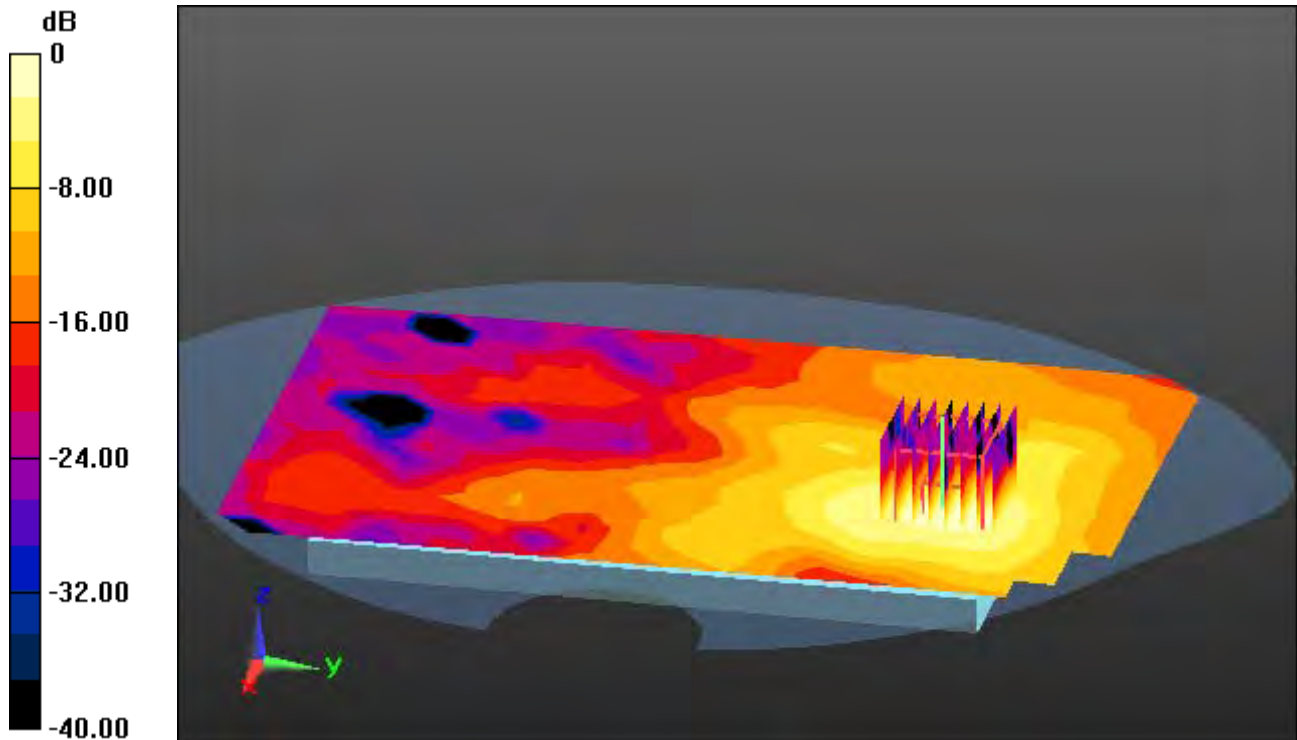
Area Scan (15x23x1): Measurement grid: dx=10mm, dy=10mm

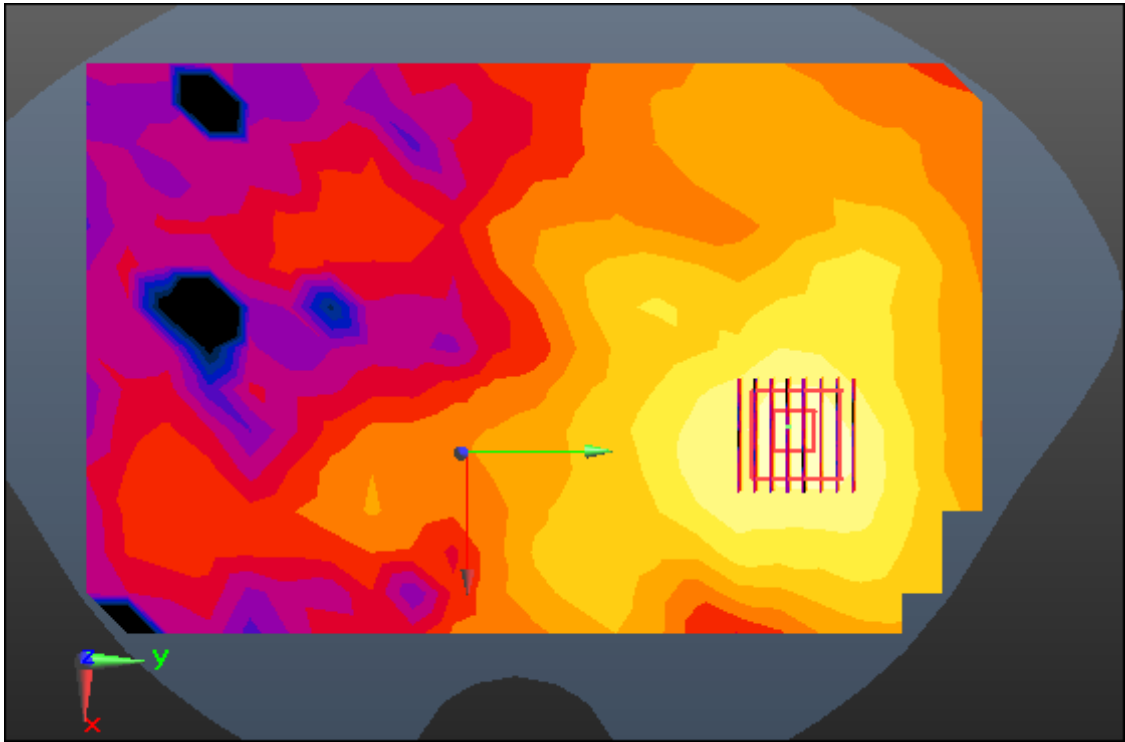
Zoom Scan (8x8x7)/Cube 0: Measurement grid: dx=4mm, dy=4mm, dz=1.4mm, Graded Ratio:1.4

Power Drift = 0.10 dB

Peak SAR (extrapolated) = 0.991 W/kg

SAR(1 g) = 0.296 W/kg; SAR(10 g) = 0.115 W/kg





Enlarge Plot for A47

DT&C Co., Ltd.

DUT: LM-G910HMW; Type: Bar

Communication System: UID 0, W-LAN_5500 (0); Frequency: 5600 MHz; Duty Cycle: 1:1

Medium parameters used: $f = 5600$ MHz; $\sigma = 5.873$ S/m; $\epsilon_r = 47.001$; $\rho = 1000$ kg/m³

Phantom section: Flat Section

DASY5 Configuration:

Probe: EX3DV4 - SN3916; ConvF(4, 4, 4); Calibrated: 4/27/2020 Electronics: DAE4 Sn1396

Sensor-Surface: 1.4mm (Mechanical Surface Detection)

Phantom: SAM with CRP v5.0(Right); Type: QD000P40CD; Serial: 1220

Measurement SW: DASY52, Version 52.10 (3); SEMCAD X Version 14.6.13 (7474)

Test Date: 2020-06-29; Ambient Temp: 20.3; Tissue Temp: 20.1

1 cm space from Body, Rear, W-LAN(802.11a) Ch. 120, Ant Internal, Ant.1

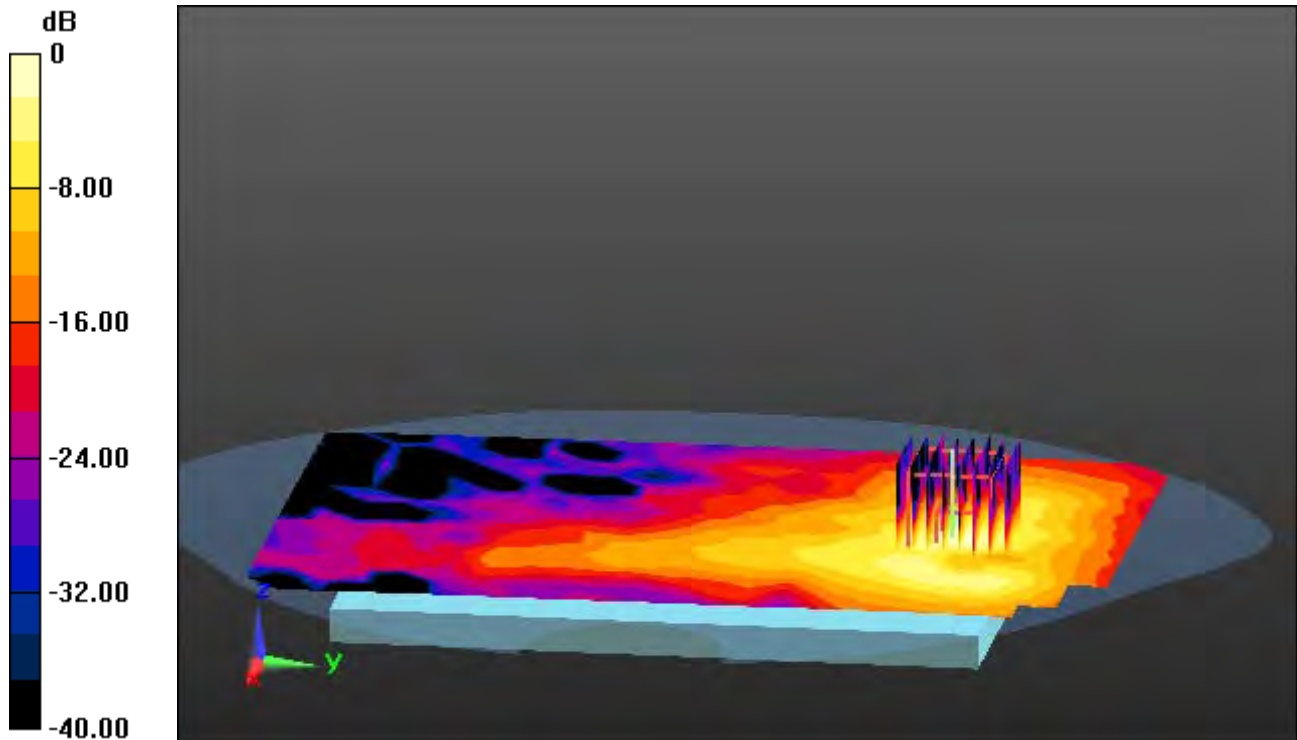
Area Scan (15x23x1): Measurement grid: dx=10mm, dy=10mm

Zoom Scan (8x8x7)/Cube 0: Measurement grid: dx=4mm, dy=4mm, dz=1.4mm, Graded Ratio:1.4

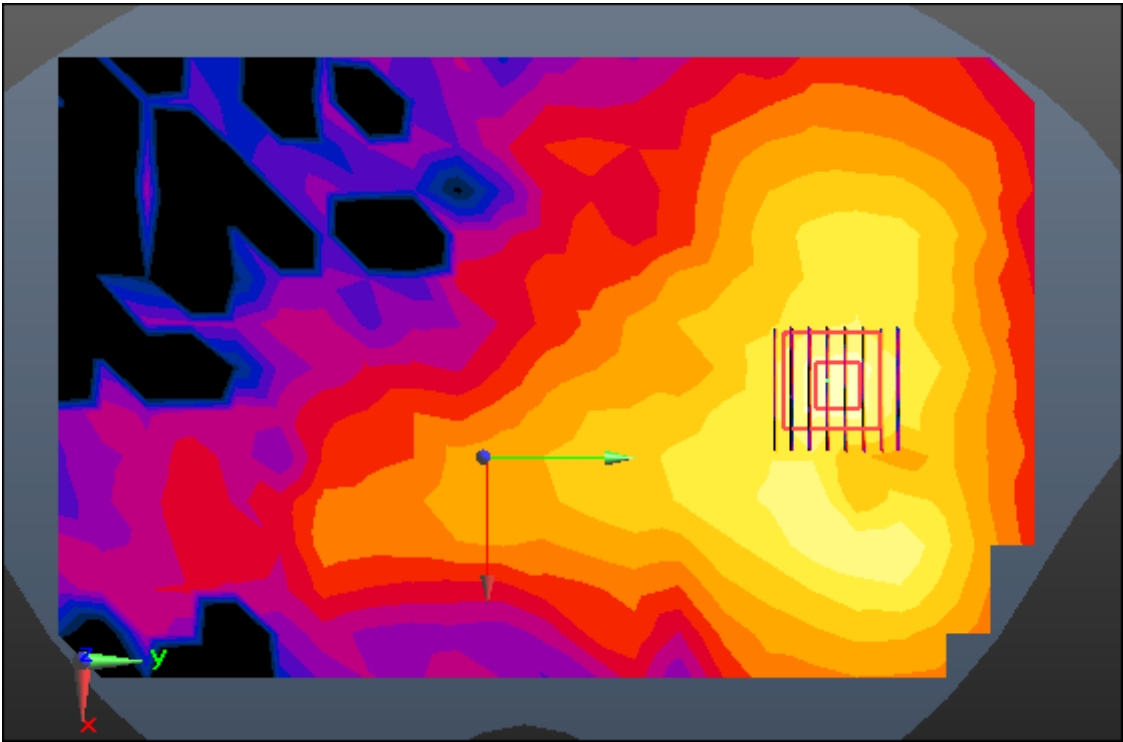
Power Drift = -0.14 dB

Peak SAR (extrapolated) = 1.32 W/kg

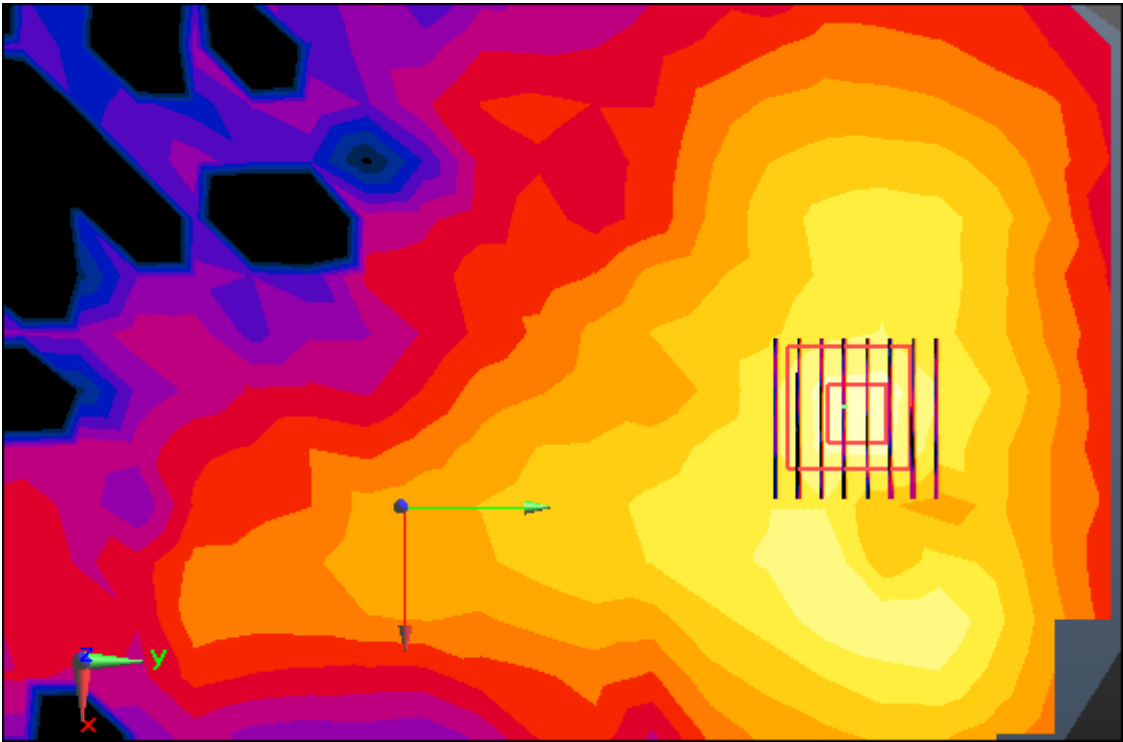
SAR(1 g) = 0.347 W/kg; SAR(10 g) = 0.109 W/kg



0 dB = 0.790 W/kg



Enlarge Plot for A48



Enlarge Plot for A48

DT&C Co., Ltd.

DUT: LM-G910HMW; Type: Bar

Communication System: UID 0, W-LAN_5600 (0); Frequency: 5600 MHz; Duty Cycle: 1:1

Medium parameters used: $f = 5600$ MHz; $\sigma = 5.873$ S/m; $\epsilon_r = 47.001$; $\rho = 1000$ kg/m³

Phantom section: Flat Section

DASY5 Configuration:

Probe: EX3DV4 - SN3916; ConvF(4, 4, 4); Calibrated: 4/27/2020 Electronics: DAE4 Sn1396

Sensor-Surface: 1.4mm (Mechanical Surface Detection)

Phantom: SAM with CRP v5.0(Right); Type: QD000P40CD; Serial: 1220

Measurement SW: DASY52, Version 52.10 (3); SEMCAD X Version 14.6.13 (7474)

Test Date: 2020-06-29; Ambient Temp: 20.3; Tissue Temp: 20.1

1 cm space from Body, Rear, W-LAN(802.11a) Ch. 120, Ant Internal, Ant.2

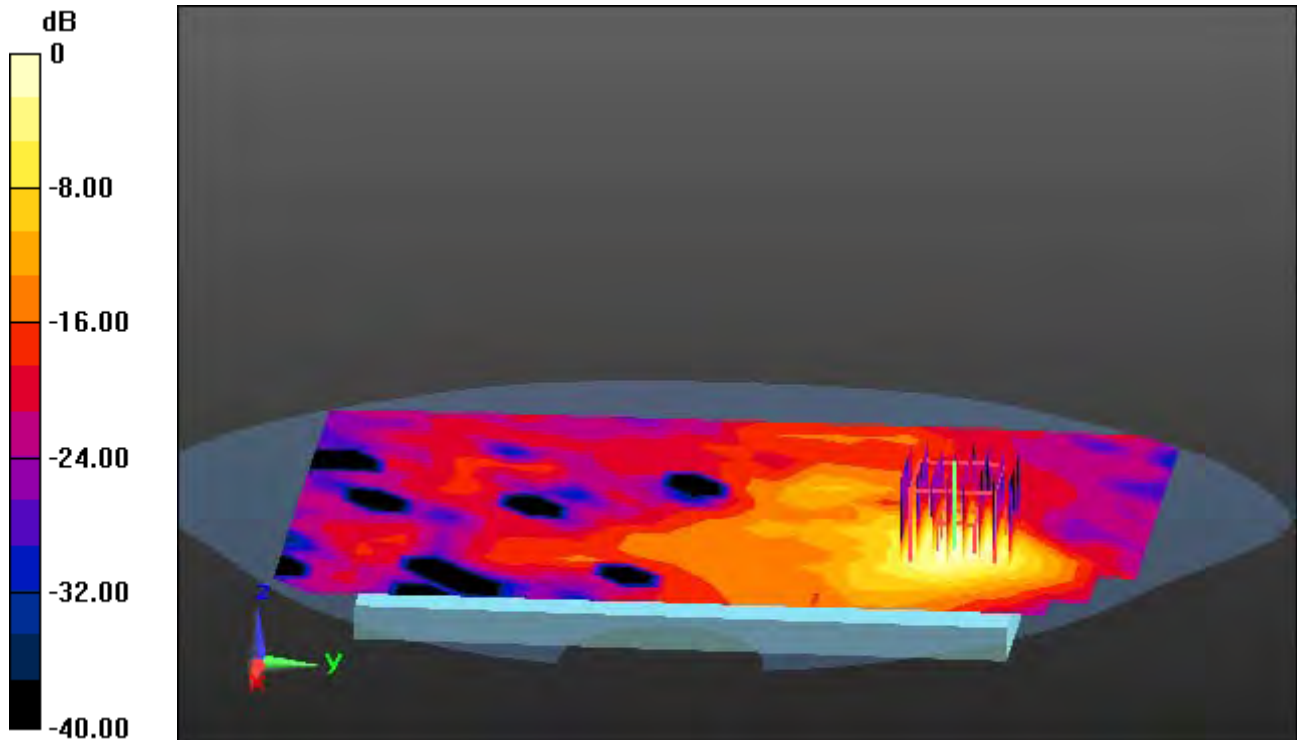
Area Scan (15x23x1): Measurement grid: dx=10mm, dy=10mm

Zoom Scan (8x8x7)/Cube 0: Measurement grid: dx=4mm, dy=4mm, dz=1.4mm, Graded Ratio:1.4

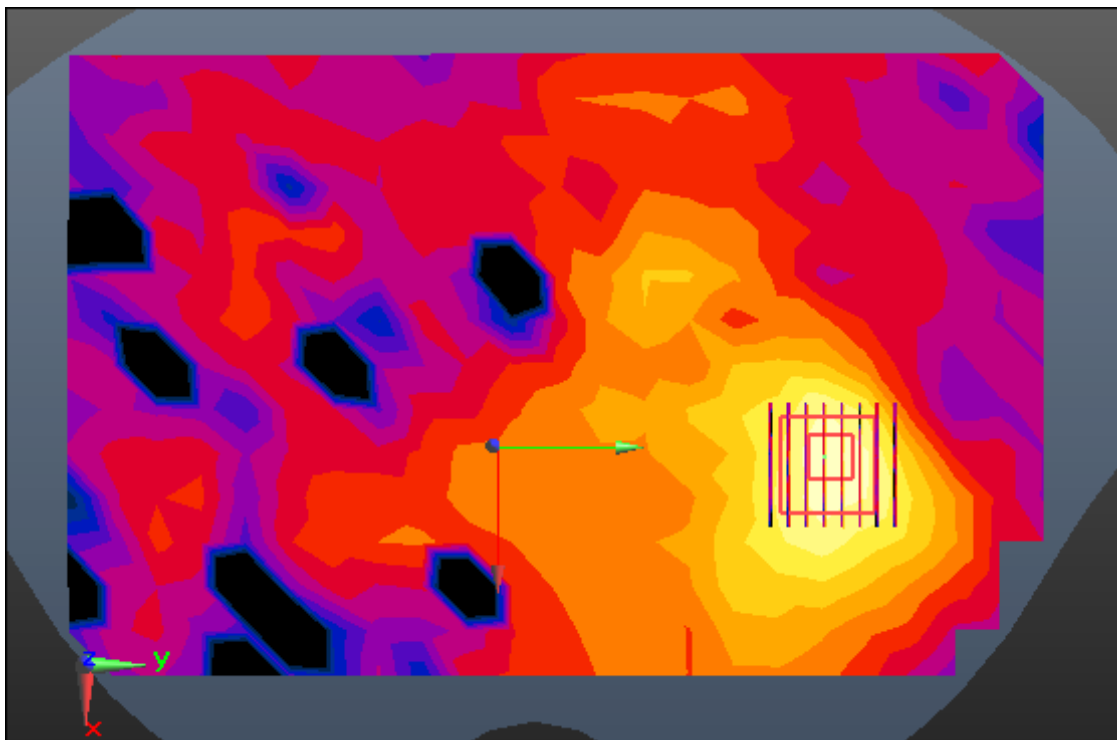
Power Drift = -0.09 dB

Peak SAR (extrapolated) = 1.19 W/kg

SAR(1 g) = 0.318 W/kg; SAR(10 g) = 0.109 W/kg



0 dB = 0.726 W/kg



Enlarge Plot for A49

DT&C Co., Ltd.

DUT: LM-G910HMW; Type: Bar

Communication System: UID 0, W-LAN_5500 (0); Frequency: 5600 MHz; Duty Cycle: 1:1

Medium parameters used: $f = 5600$ MHz; $\sigma = 5.873$ S/m; $\epsilon_r = 47.001$; $\rho = 1000$ kg/m³

Phantom section: Flat Section

DASY5 Configuration:

Probe: EX3DV4 - SN3916; ConvF(4, 4, 4); Calibrated: 4/27/2020 Electronics: DAE4 Sn1396

Sensor-Surface: 1.4mm (Mechanical Surface Detection)

Phantom: SAMwith CRP v5.0(Right); Type: QD000P40CD; Serial: 1220

Measurement SW: DASY52, Version 52.10 (3); SEMCAD X Version 14.6.13 (7474)

Test Date: 2020-06-29; Ambient Temp: 20.3; Tissue Temp: 20.1

1 cm space from Body, Rear, W-LAN(802.11a) Ch. 120, Ant Internal, MIMO

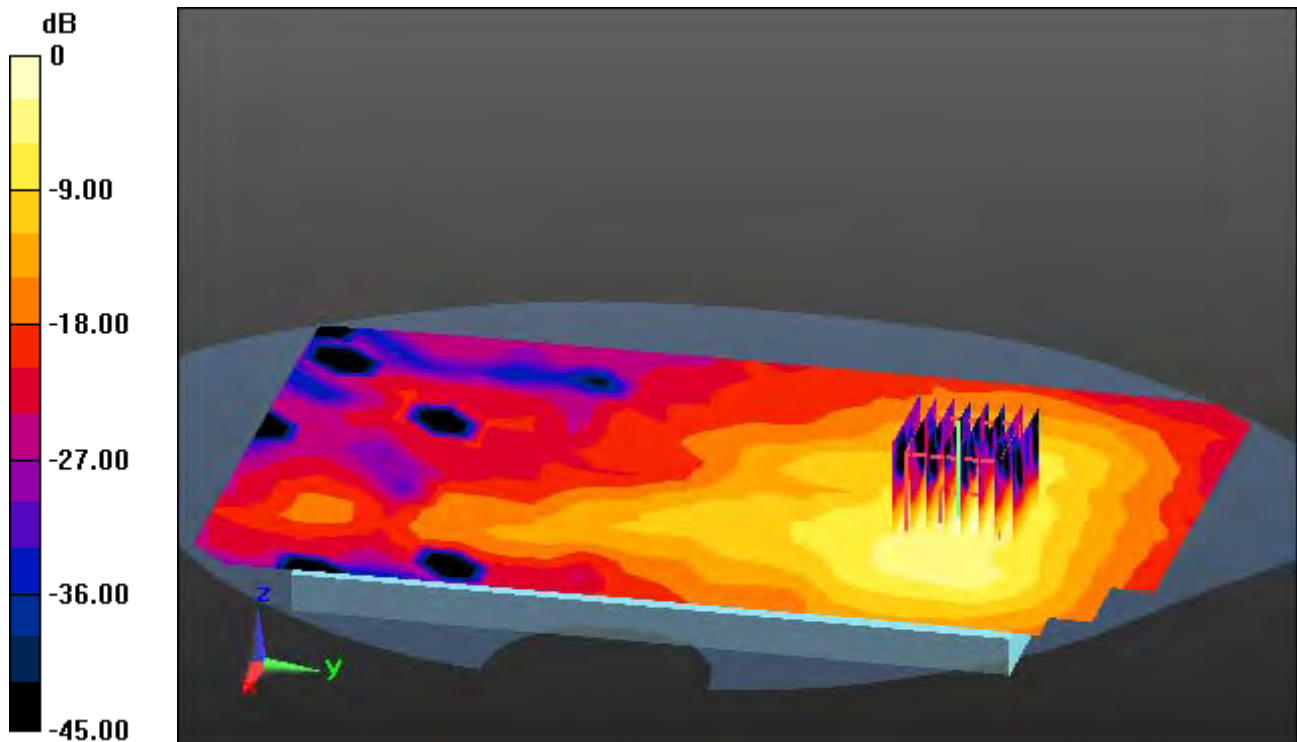
Area Scan (15x23x1): Measurement grid: dx=10mm, dy=10mm

Zoom Scan (8x8x7)/Cube 0: Measurement grid: dx=4mm, dy=4mm, dz=1.4mm, Graded Ratio:1.4

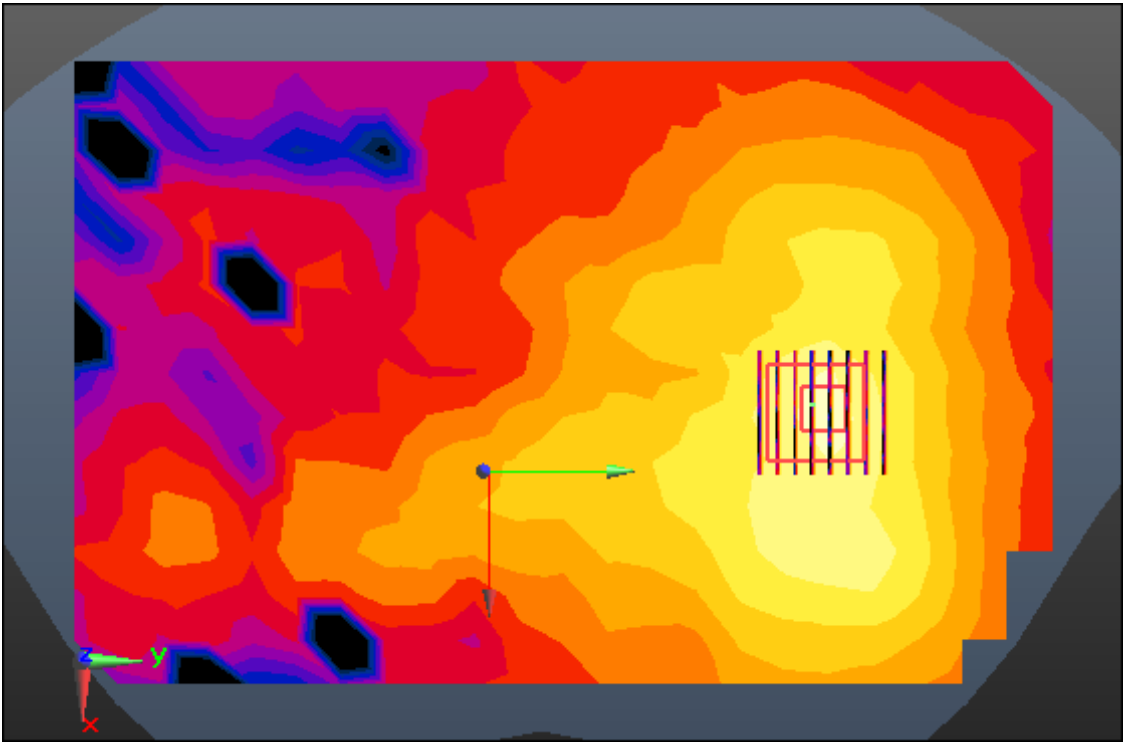
Power Drift = 0.03 dB

Peak SAR (extrapolated) = 1.62 W/kg

SAR(1 g) = 0.424 W/kg; SAR(10 g) = 0.142 W/kg



0 dB = 1.20 W/kg



Enlarge Plot for A50

DT&C Co., Ltd.

DUT: LM-G910HMW; Type: Bar

Communication System: UID 0, W-LAN 5.8G(802.11a/n/ac) (0); Frequency: 5825 MHz; Duty Cycle: 1:1

Medium parameters used: $f = 5825$ MHz; $\sigma = 6.226$ S/m; $\epsilon_r = 49.009$; $\rho = 1000$ kg/m³

Phantom section: Flat Section

DASY5 Configuration:

Probe: EX3DV4 - SN3916; ConvF(4.18, 4.18, 4.18); Calibrated: 4/27/2020 Electronics: DAE4 Sn1396

Sensor-Surface: 1.4mm (Mechanical Surface Detection)

Phantom: SAM with CRP v5.0(Right); Type: QD000P40CD; Serial: 1220

Measurement SW: DASY52, Version 52.10 (3); SEMCAD X Version 14.6.13 (7474)

Test Date: 2020-06-30; Ambient Temp: 20.8; Tissue Temp: 20.5

1cm space from Body, Rear, W-LAN(802.11a) Ch. 165, Ant Internal, Ant.1

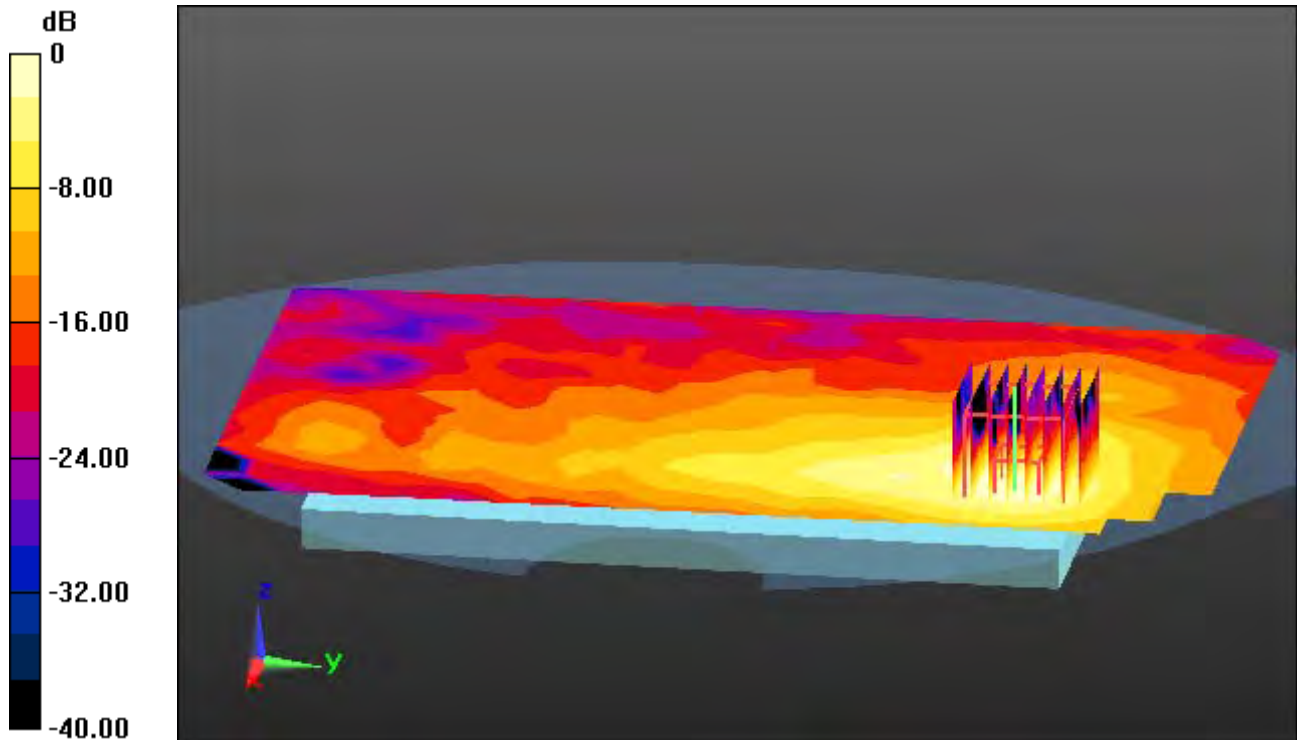
Area Scan (15x23x1): Measurement grid: dx=10mm, dy=10mm

Zoom Scan (8x8x7)/Cube 0: Measurement grid: dx=4mm, dy=4mm, dz=1.4mm, Graded Ratio:1.4

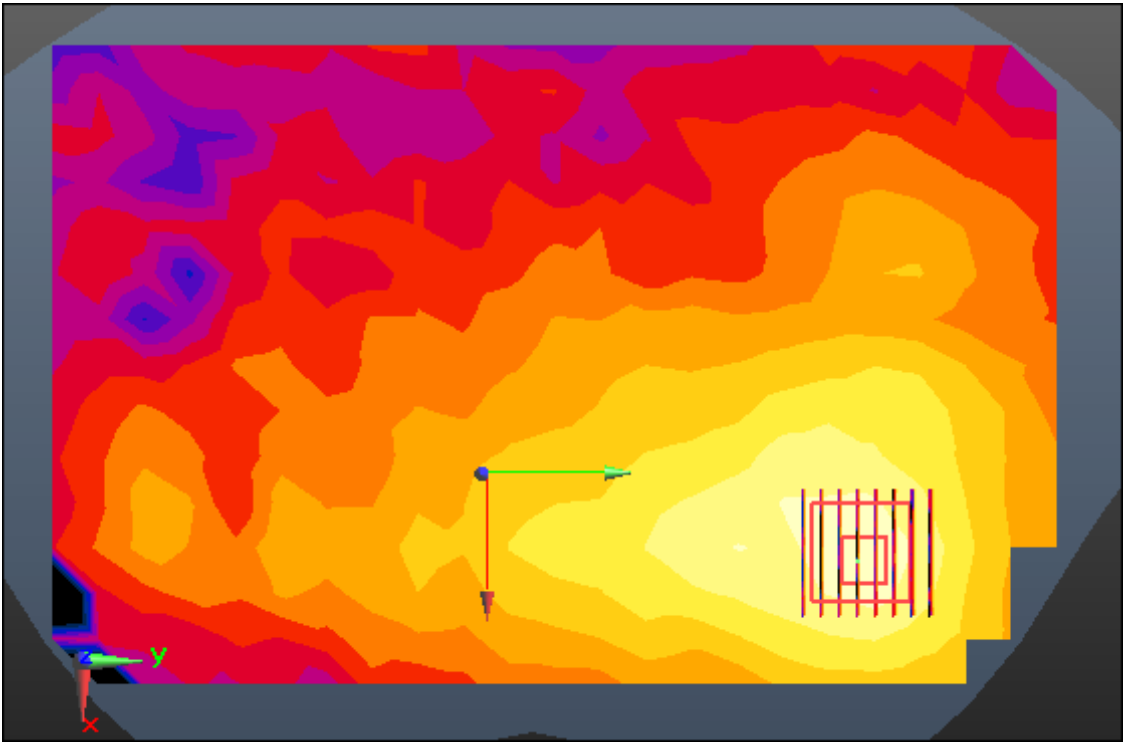
Power Drift = 0.07 dB

Peak SAR (extrapolated) = 0.855 W/kg

SAR(1 g) = 0.251 W/kg; SAR(10 g) = 0.095 W/kg



0 dB = 0.556 W/kg



Enlarge Plot for A51

DT&C Co., Ltd.

DUT: LM-G910HMW; Type: Bar

Communication System: UID 0, W-LAN_5.8G(802.11a/n/ac) (0); Frequency: 5825 MHz; Duty Cycle: 1:1

Medium parameters used: $f = 5825$ MHz; $\sigma = 6.226$ S/m; $\epsilon_r = 49.009$; $\rho = 1000$ kg/m³

Phantom section: Flat Section

DASY5 Configuration:

Probe: EX3DV4 - SN3916; ConvF(4.18, 4.18, 4.18); Calibrated: 4/27/2020 Electronics: DAE4 Sn1396

Sensor-Surface: 1.4mm (Mechanical Surface Detection)

Phantom: SAM with CRP v5.0(Right); Type: QD000P40CD; Serial: 1220

Measurement SW: DASY52, Version 52.10 (3); SEMCAD X Version 14.6.13 (7474)

Test Date: 2020-06-30; Ambient Temp: 20.8; Tissue Temp: 20.5

1cm space from Body, Rear, W-LAN(802.11a) Ch. 165, Ant Internal, Ant.2

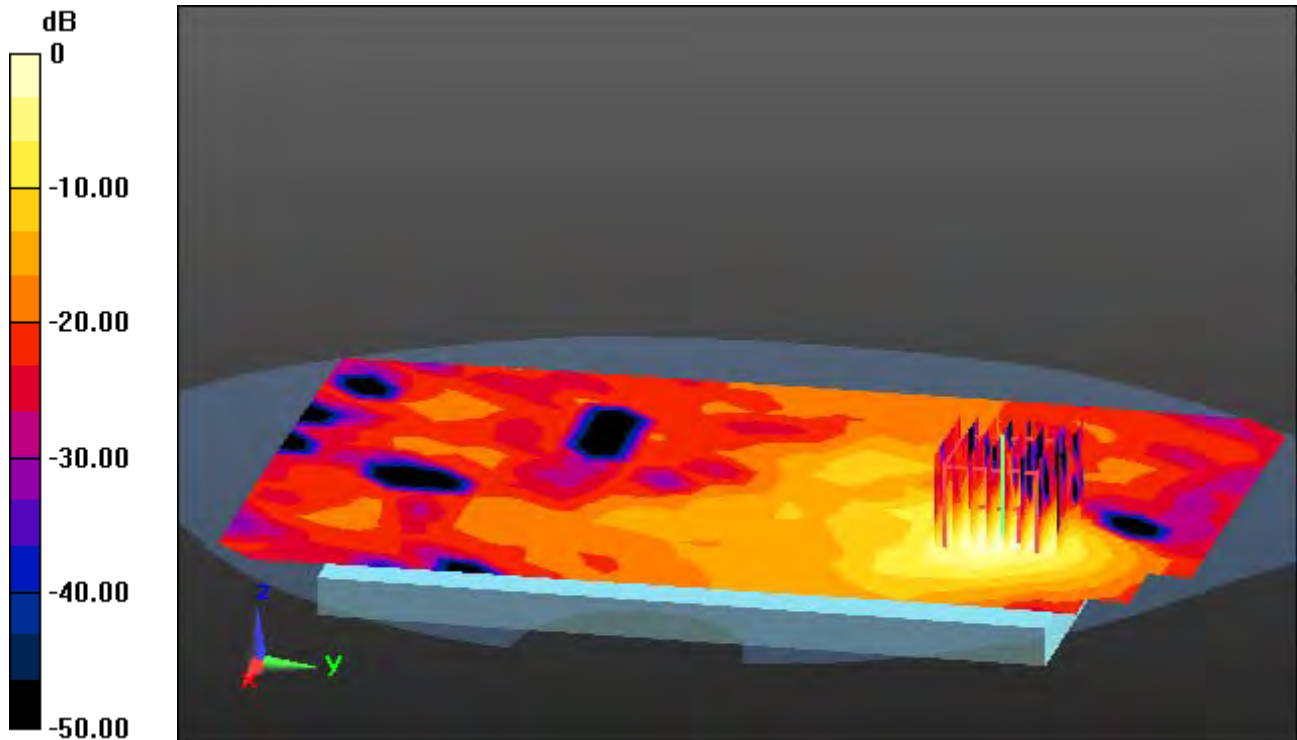
Area Scan (15x23x1): Measurement grid: dx=10mm, dy=10mm

Zoom Scan (8x8x7)/Cube 0: Measurement grid: dx=4mm, dy=4mm, dz=1.4mm, Graded Ratio:1.4

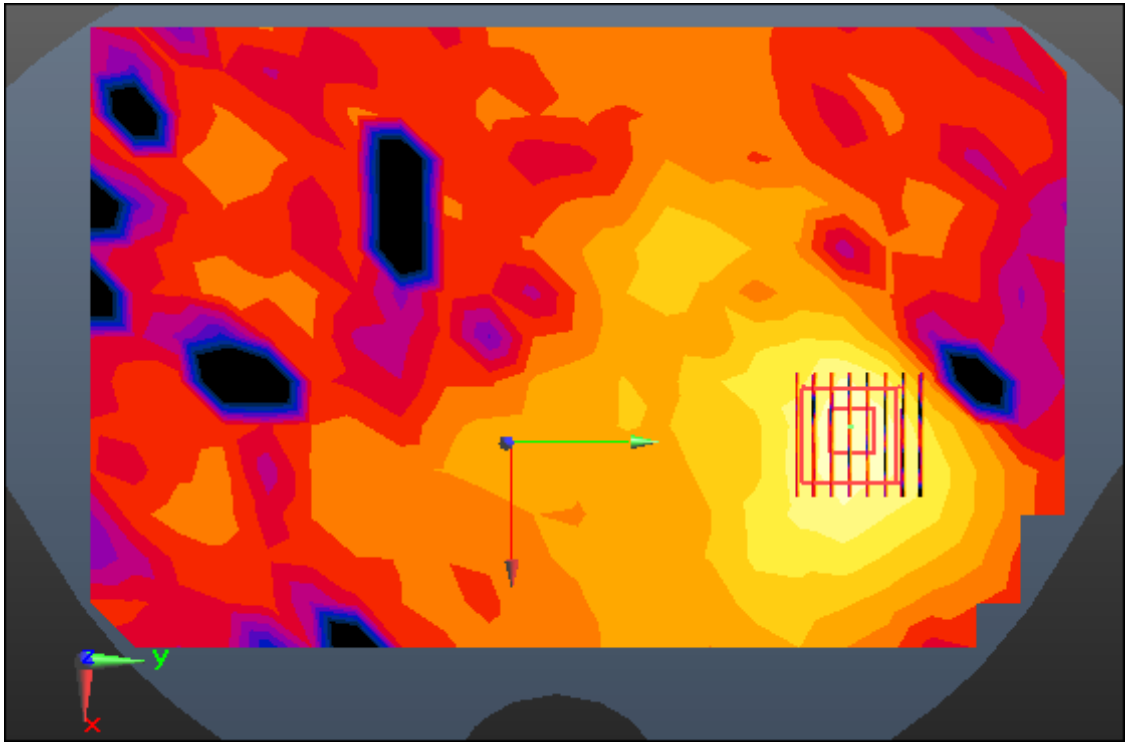
Power Drift = -0.04 dB

Peak SAR (extrapolated) = 0.556 W/kg

SAR(1 g) = 0.145 W/kg; SAR(10 g) = 0.050 W/kg



0 dB = 0.329 W/kg



Enlarge Plot for A52

DT&C Co., Ltd.

DUT: LM-G910HMW; Type: Bar

Communication System: UID 0, W-LAN 5.8G(802.11a/n/ac) (0); Frequency: 5825 MHz; Duty Cycle: 1:1

Medium parameters used: $f = 5825$ MHz; $\sigma = 6.226$ S/m; $\epsilon_r = 49.009$; $\rho = 1000$ kg/m³

Phantom section: Flat Section

DASY5 Configuration:

Probe: EX3DV4 - SN3916; ConvF(4.18, 4.18, 4.18); Calibrated: 4/27/2020 Electronics: DAE4 Sn1396
Sensor-Surface: 1.4mm (Mechanical Surface Detection)

Phantom: SAM with CRP v5.0(Right); Type: QD000P40CD; Serial: 1220

Measurement SW: DASY52, Version 52.10 (3); SEMCAD X Version 14.6.13 (7474)

Test Date: 2020-06-30; Ambient Temp: 20.8; Tissue Temp: 20.5

1cm space from Body, Rear, W-LAN(802.11a) Ch. 165, Ant Internal, MIMO

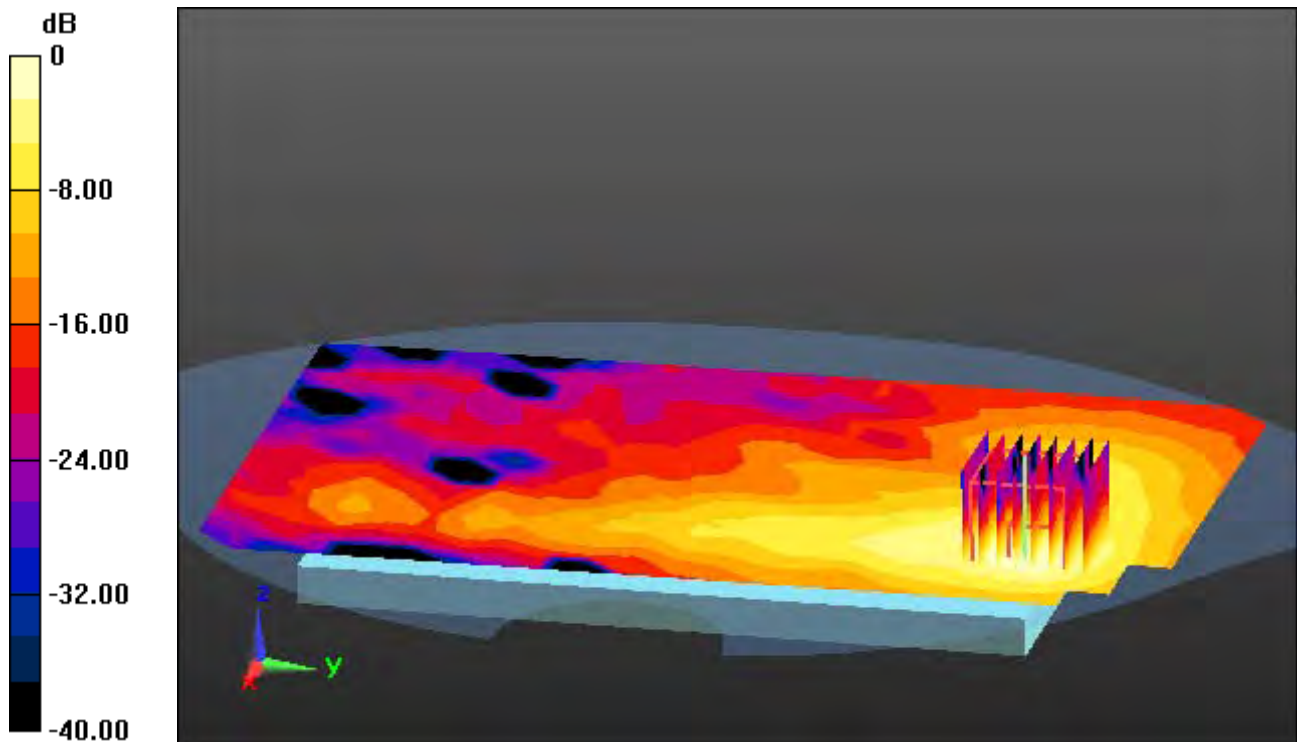
Area Scan (15x23x1): Measurement grid: dx=10mm, dy=10mm

Zoom Scan (8x8x7)/Cube 0: Measurement grid: dx=4mm, dy=4mm, dz=1.4mm, Graded Ratio:1.4

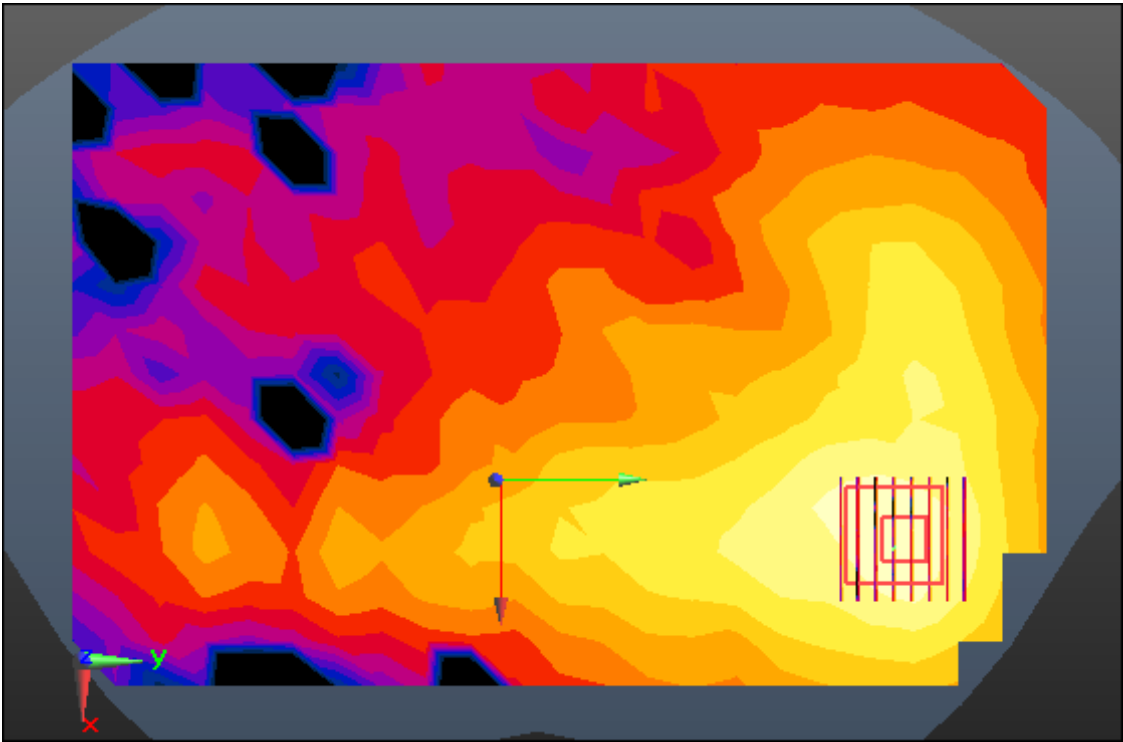
Power Drift = 0.02 dB

Peak SAR (extrapolated) = 1.08 W/kg

SAR(1 g) = 0.328 W/kg; SAR(10 g) = 0.129 W/kg



0 dB = 0.700 W/kg



Enlarge Plot for A53

DT&C Co., Ltd.

DUT: LM-G910EMW; Type: Bar

Communication System: UID 0, Bluetooth (0); Frequency: 2441 MHz; Duty Cycle: 1:1.302

Medium parameters used: $f = 2441$ MHz; $\sigma = 1.977$ S/m; $\epsilon_r = 52.114$; $\rho = 1000$ kg/m³

Phantom section: Flat Section

DASY5 Configuration:

Probe: EX3DV4 - SN3866; ConvF(7.36, 7.36, 7.36); Calibrated: 5/27/2020 Electronics: DAE4 Sn1453

Sensor-Surface: 2mm (Mechanical Surface Detection)

Phantom: SAM with CRP v5.0; Type: QD000P40CD; Serial: TP:1837

Measurement SW: DASY52, Version 52.10 (3); SEMCAD X Version 14.6.13 (7474)

Test Date: 2020-06-16; Ambient Temp: 20.4; Tissue Temp: 20.3

1 cm space from Body, Rear, Bluetooth 1Mbps Ch. 39, Ant Internal

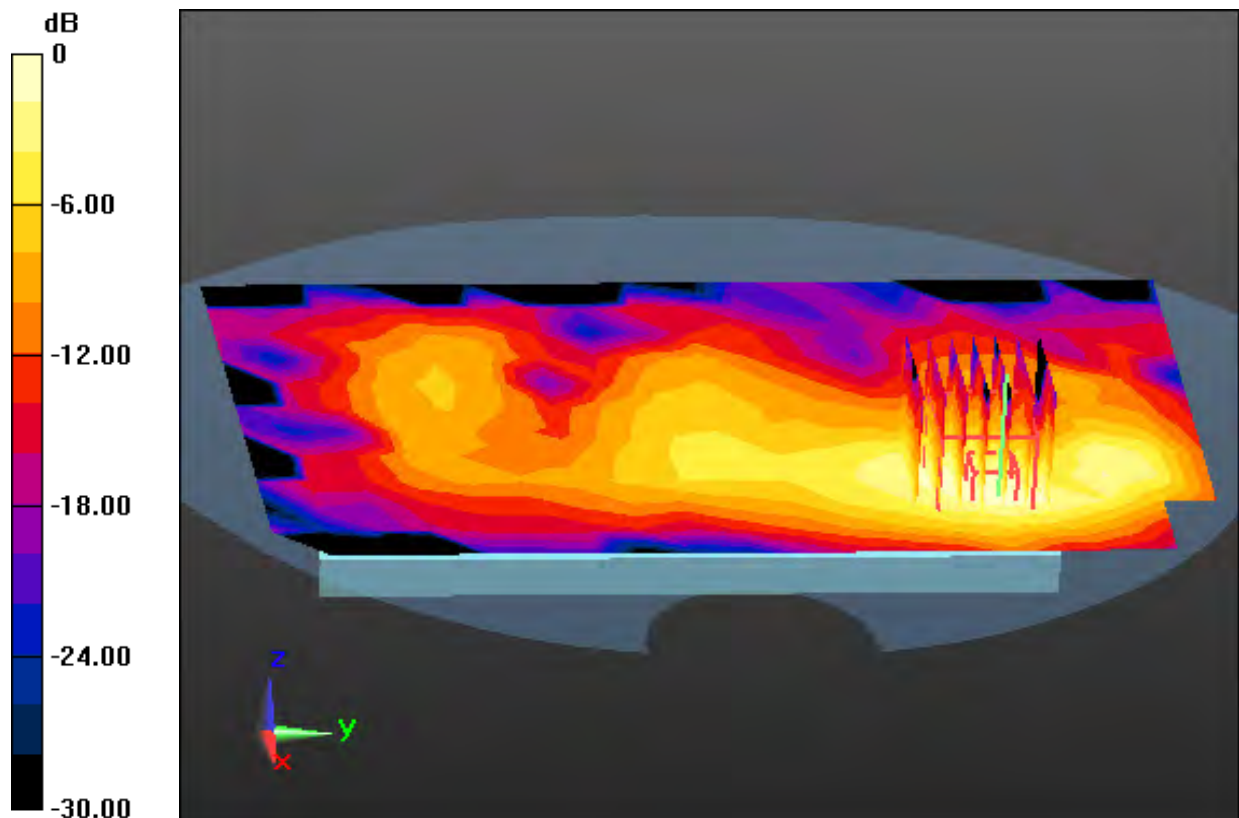
Area Scan (12x19x1): Measurement grid: dx=12mm, dy=12mm

Zoom Scan (7x7x7)/Cube 0: Measurement grid: dx=5mm, dy=5mm, dz=5mm

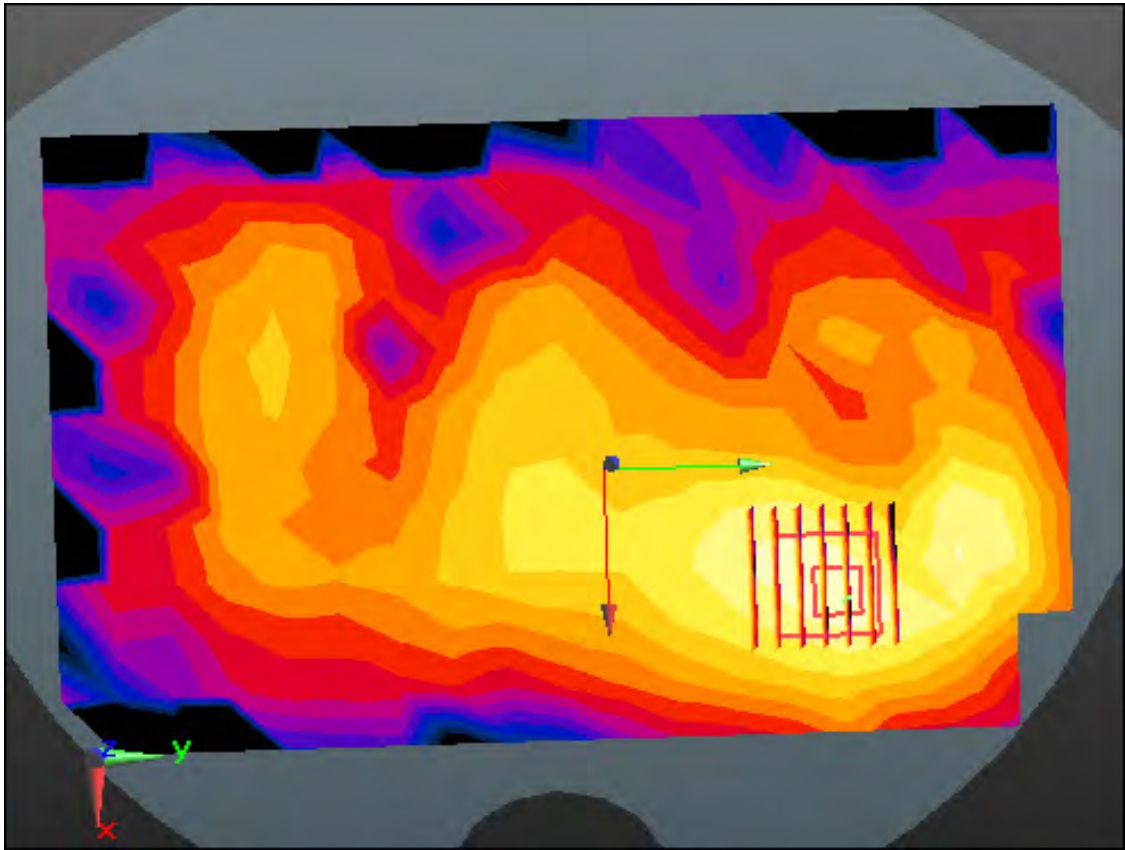
Power Drift = -0.04 dB

Peak SAR (extrapolated) = 0.0330 W/kg

SAR(1 g) = 0.017 W/kg; SAR(10 g) = 0.007 W/kg



0 dB = 0.0251 W/kg



Enlarged Plot for A54

DT&C Co., Ltd.

DUT: LM-G910EMW; Type: Bar

Communication System: UID 0, PCS1900_Class 12 (0); Frequency: 1880 MHz; Duty Cycle: 1:2.075
Medium parameters used: $f = 1880$ MHz; $\sigma = 1.504$ S/m; $\epsilon_r = 53.86$; $\rho = 1000$ kg/m³
Phantom section: Flat Section

DASY5 Configuration:

Probe: EX3DV4 - SN3933; ConvF(8.15, 8.15, 8.15); Calibrated: 9/27/2019 Electronics: DAE3 Sn520
Sensor-Surface: 2mm (Mechanical Surface Detection)
Phantom: SAM with CRP_2013_10_08_right; Type: QD000P40CD; Serial: TP:1785
Measurement SW: DASY52, Version 52.10 (3); SEMCAD X Version 14.6.13 (7474)

Test Date: 2020-06-22; Ambient Temp: 20.7; Tissue Temp: 21.1

1 cm space from Body, Bottom, PCS1900 GPRS 4 Tx Ch. 661, Ant Internal

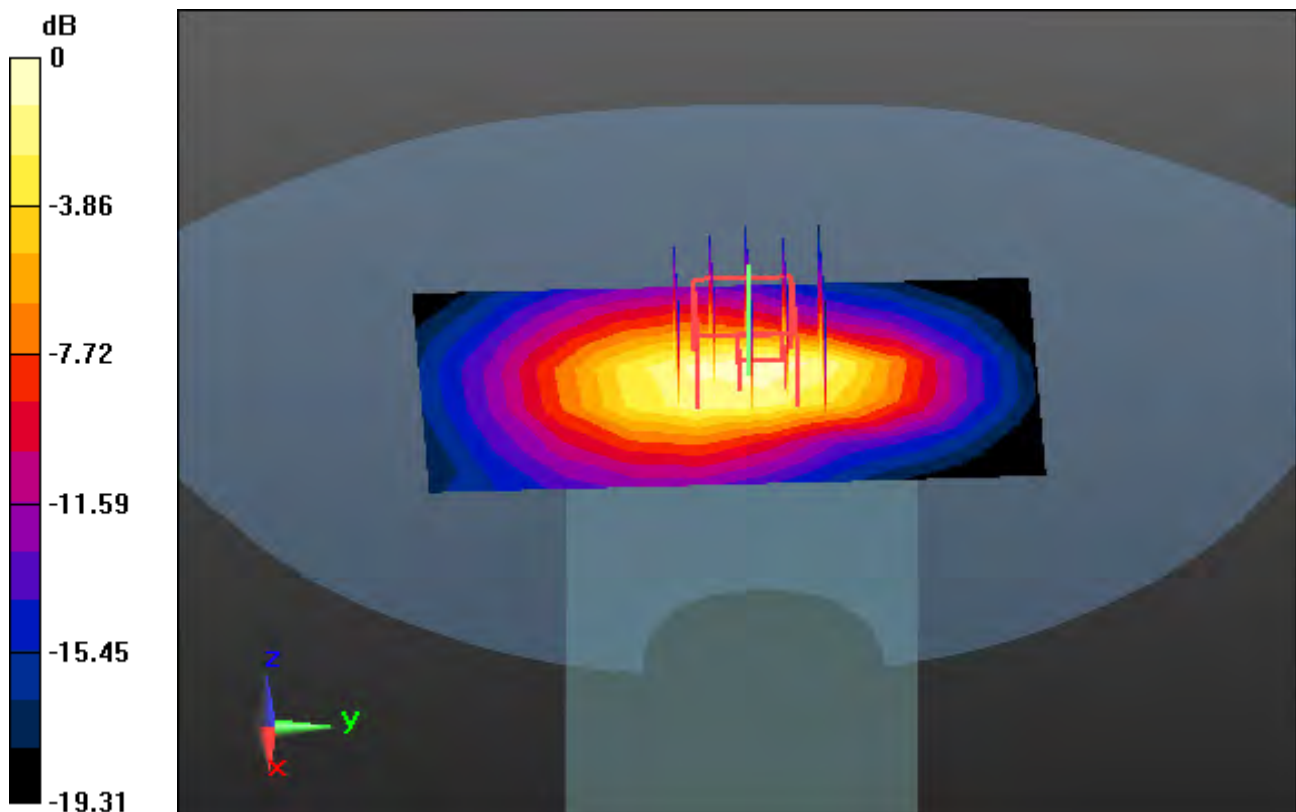
Area Scan (6x10x1): Measurement grid: dx=15mm, dy=15mm

Zoom Scan (5x5x7)/Cube 0: Measurement grid: dx=8mm, dy=8mm, dz=5mm

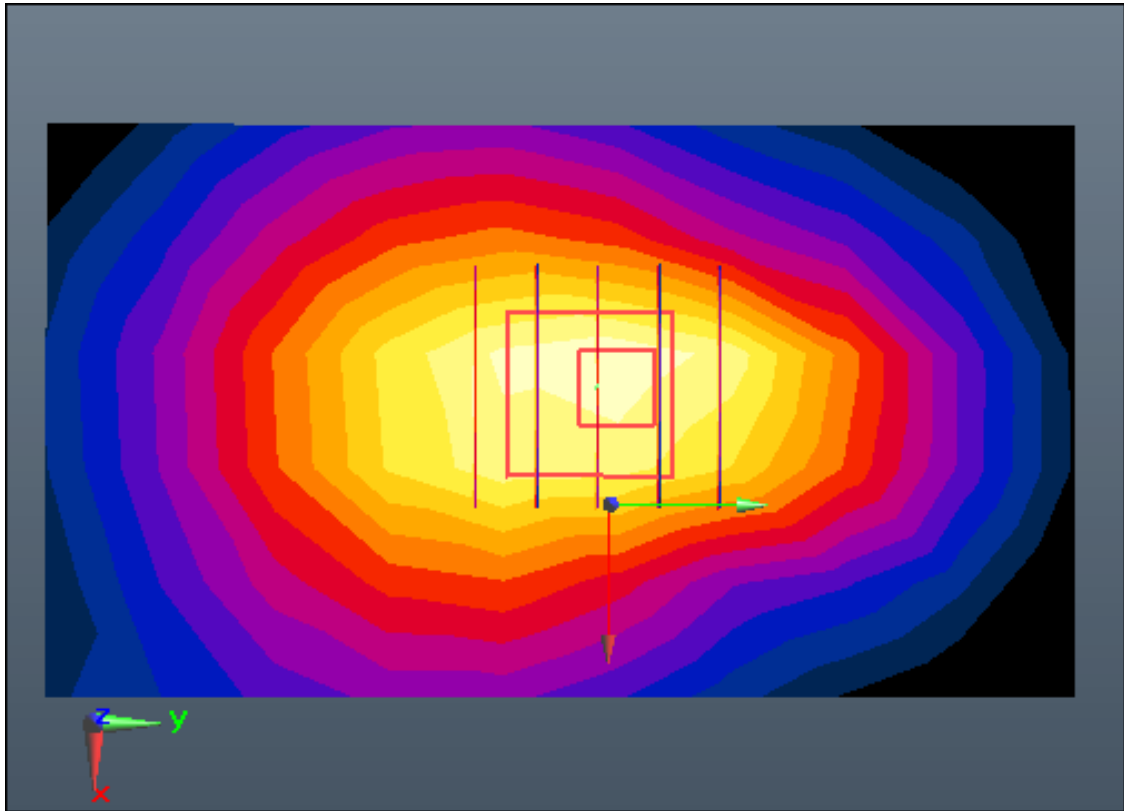
Power Drift = -0.02 dB

Peak SAR (extrapolated) = 1.13 W/kg

SAR(1 g) = 0.625 W/kg; SAR(10 g) = 0.335 W/kg



0 dB = 0.880 W/kg



Enlarged Plot for A55

DT&C Co., Ltd.

DUT: LM-G910EMW; Type: Bar

Communication System: UID 0, WCDMA Band 4 (FCC) (0); Frequency: 1752.6 MHz; Duty Cycle: 1:1
Medium parameters used: $f = 1752.6$ MHz; $\sigma = 1.513$ S/m; $\epsilon_r = 51.399$; $\rho = 1000$ kg/m³
Phantom section: Flat Section

DASY5 Configuration:

Probe: ES3DV3 - SN3328; ConvF(4.98, 4.98, 4.98); Calibrated: 3/25/2020 Electronics: DAE4 Sn1335
Sensor-Surface: 3mm (Mechanical Surface Detection)
Phantom: SAM-twin right_2013_09_24; Type: QD000P40CD; Serial: TP:1783
Measurement SW: DASY52, Version 52.10 (3); SEMCAD X Version 14.6.13 (7474)

Test Date: 2020-06-23; Ambient Temp: 20.4; Tissue Temp: 20.3

1 cm space from Body, Bottom, WCDMA Band 4 Ch. 1513, Ant Internal

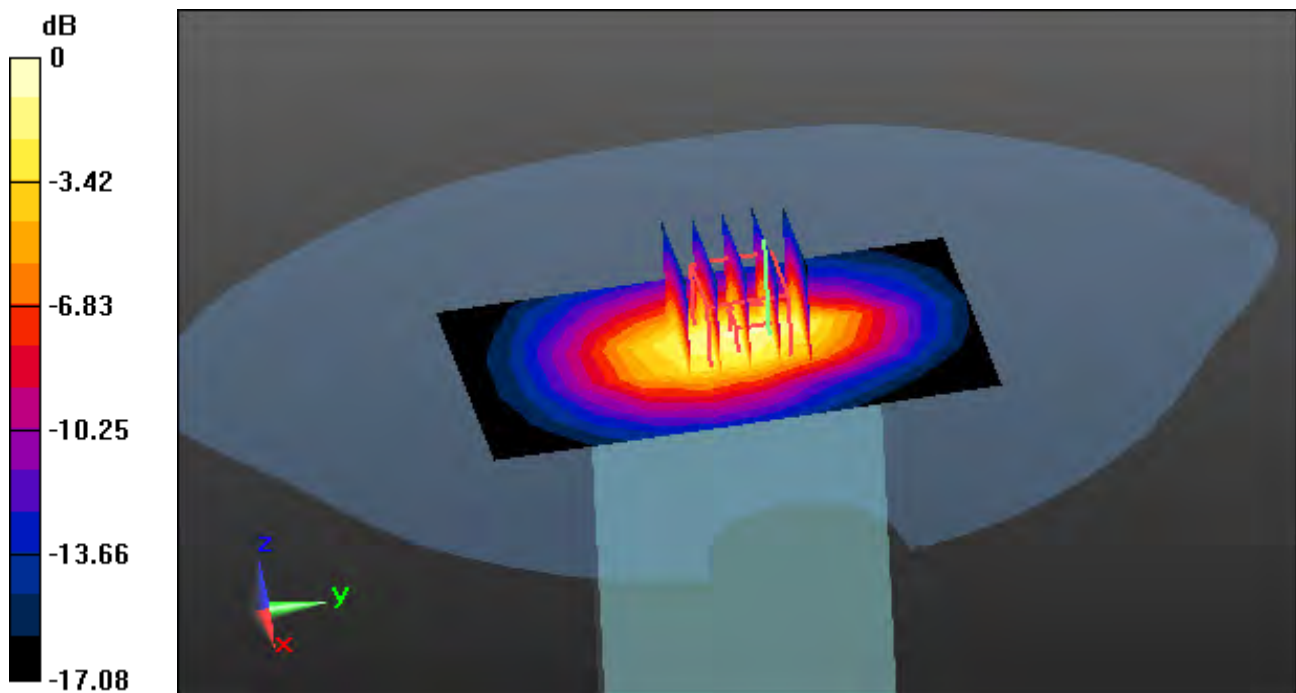
Area Scan (6x10x1): Measurement grid: dx=15mm, dy=15mm

Zoom Scan (5x5x7)/Cube 0: Measurement grid: dx=8mm, dy=8mm, dz=5mm

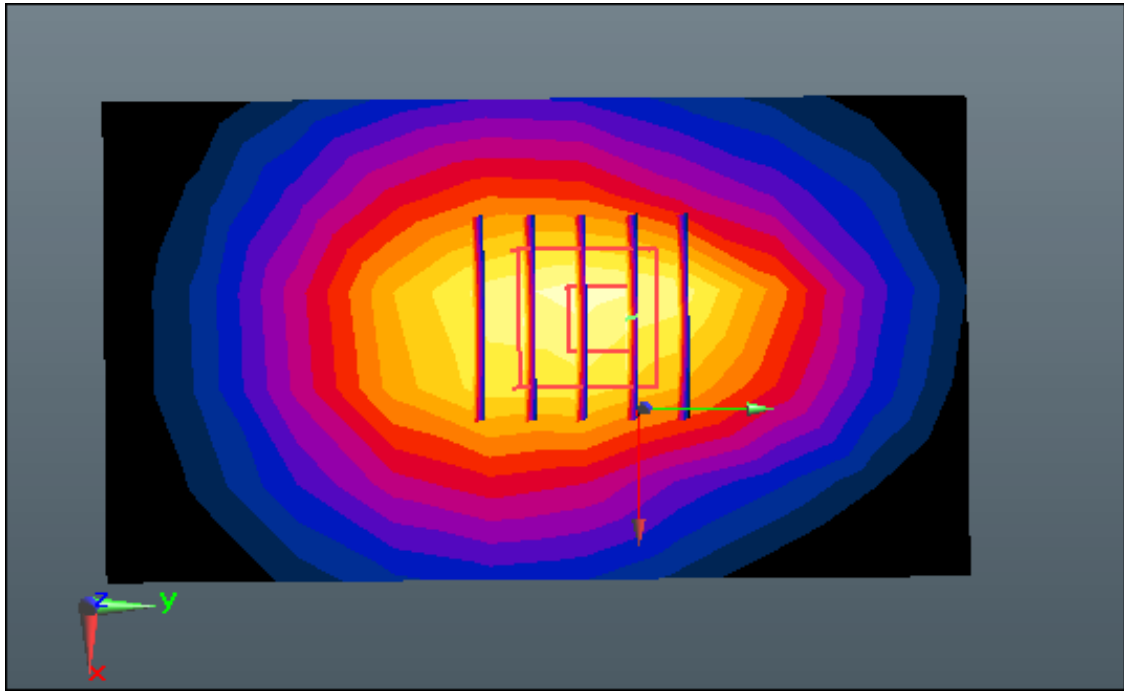
Power Drift = -0.12 dB

Peak SAR (extrapolated) = 1.49 W/kg

SAR(1 g) = 0.864 W/kg; SAR(10 g) = 0.475 W/kg



0 dB = 1.07 W/kg



Enlarged Plot for A56

DT&C Co., Ltd.

DUT: LM-G910EMW; Type: Bar

Communication System: UID 0, WCDMA 1900 (0); Frequency: 1852.4 MHz; Duty Cycle: 1:1
Medium parameters used: $f = 1852.4$ MHz; $\sigma = 1.478$ S/m; $\epsilon_r = 53.919$; $\rho = 1000$ kg/m³
Phantom section: Flat Section

DASY5 Configuration:

Probe: EX3DV4 - SN3933; ConvF(8.15, 8.15, 8.15); Calibrated: 9/27/2019 Electronics: DAE3 Sn520
Sensor-Surface: 2mm (Mechanical Surface Detection)
Phantom: SAM with CRP_2013_10_08_right; Type: QD000P40CD; Serial: TP:1785
Measurement SW: DASY52, Version 52.10 (3); SEMCAD X Version 14.6.13 (7474)

Test Date: 2020-06-22; Ambient Temp: 20.7; Tissue Temp: 21.1

1 cm space from Body, Bottom, WCDMA Band 2 Ch. 9262, Ant Internal

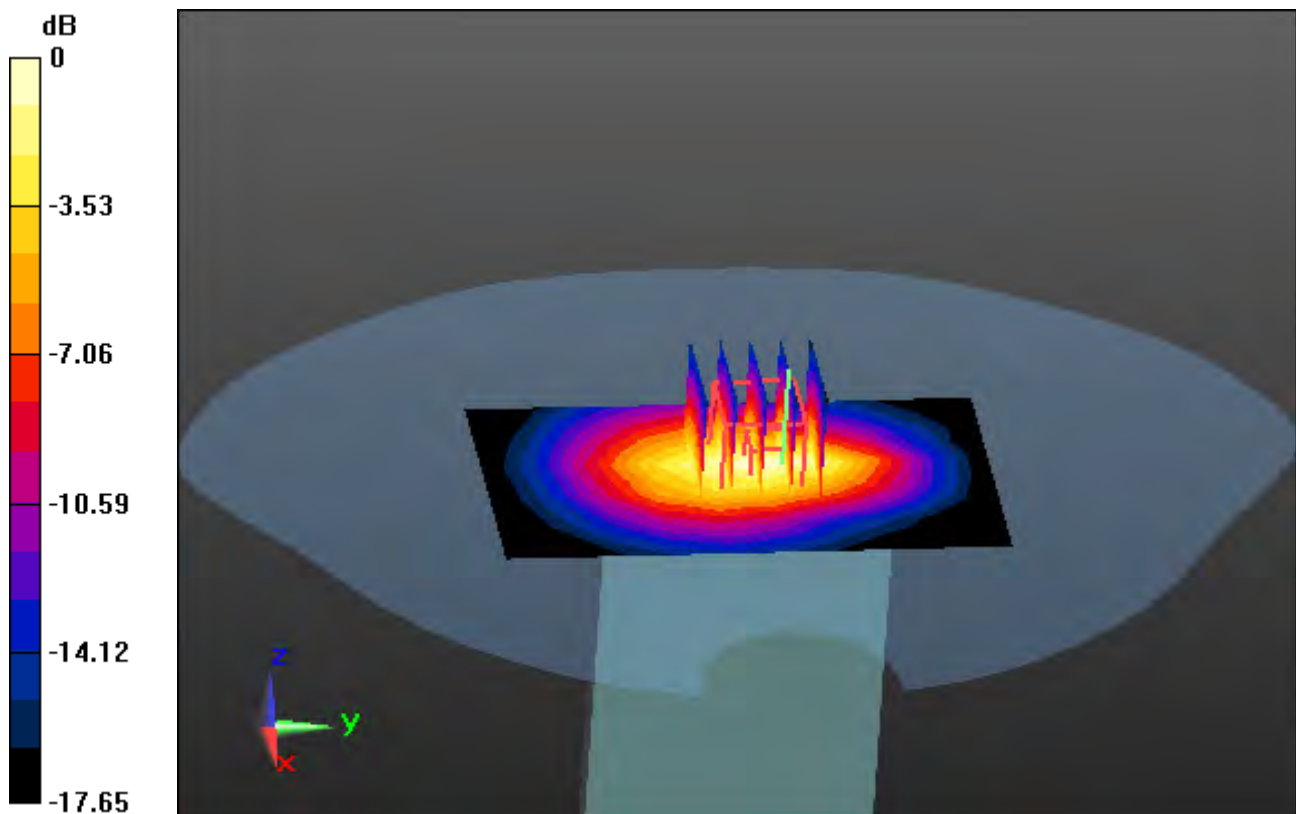
Area Scan (6x10x1): Measurement grid: dx=15mm, dy=15mm

Zoom Scan (5x5x7)/Cube 0: Measurement grid: dx=8mm, dy=8mm, dz=5mm

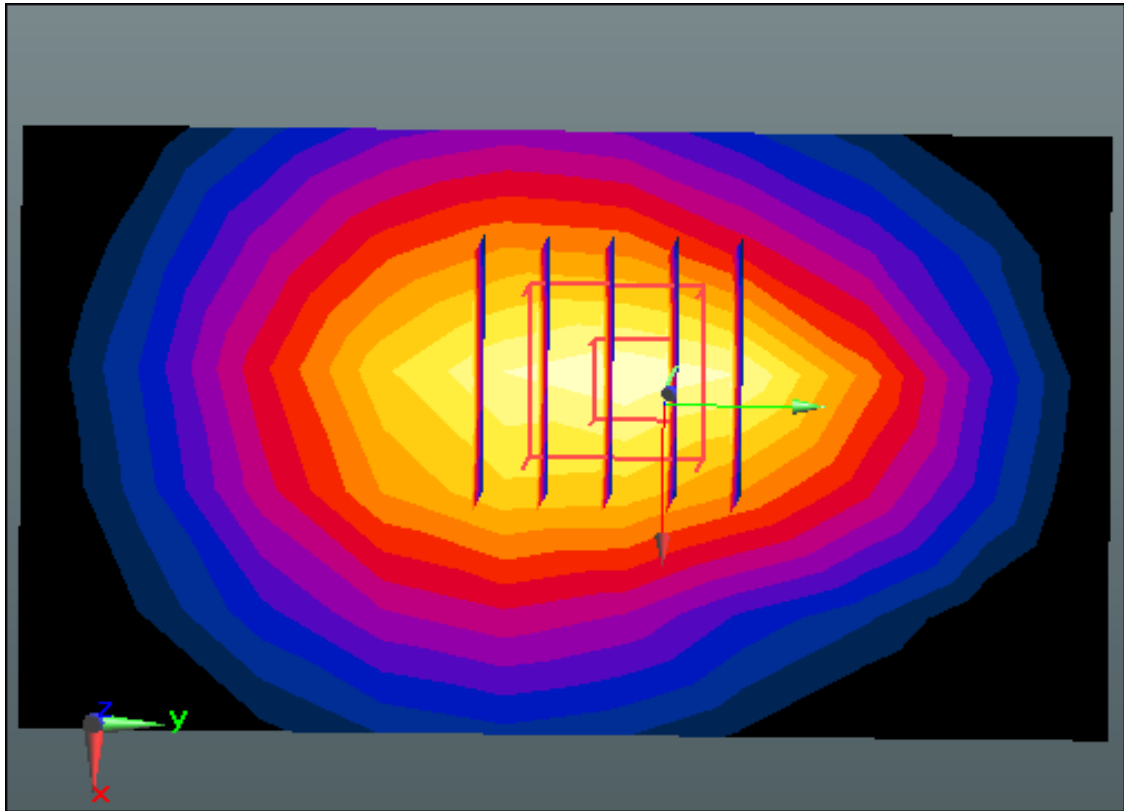
Power Drift = -0.08 dB

Peak SAR (extrapolated) = 1.72 W/kg

SAR(1 g) = 0.962 W/kg; SAR(10 g) = 0.520 W/kg



0 dB = 1.35 W/kg



Enlarged Plot for A57

DT&C Co., Ltd.

DUT: LM-G910HMW; Type: Bar

Communication System: UID 0, LTE Band 66 (0); Frequency: 1770 MHz; Duty Cycle: 1:1
Medium parameters used: $f = 1770$ MHz; $\sigma = 1.534$ S/m; $\epsilon_r = 51.384$; $\rho = 1000$ kg/m³
Phantom section: Flat Section

DASY5 Configuration:

Probe: ES3DV3 - SN3328; ConvF(4.98, 4.98, 4.98); Calibrated: 3/25/2020 Electronics: DAE4 Sn1335
Sensor-Surface: 3mm (Mechanical Surface Detection)
Phantom: SAM-twin right_2013_09_24; Type: QD000P40CD; Serial: TP:1783
Measurement SW: DASY52, Version 52.10 (3); SEMCAD X Version 14.6.13 (7474)

Test Date: 2020-06-23; Ambient Temp: 20.4; Tissue Temp: 20.3

1 cm space from Body, Bottom, LTE Band 66 Ch. 132572, Ant Internal

Mode : BandWidth 20 MHz, QPSK, RB Size: 1

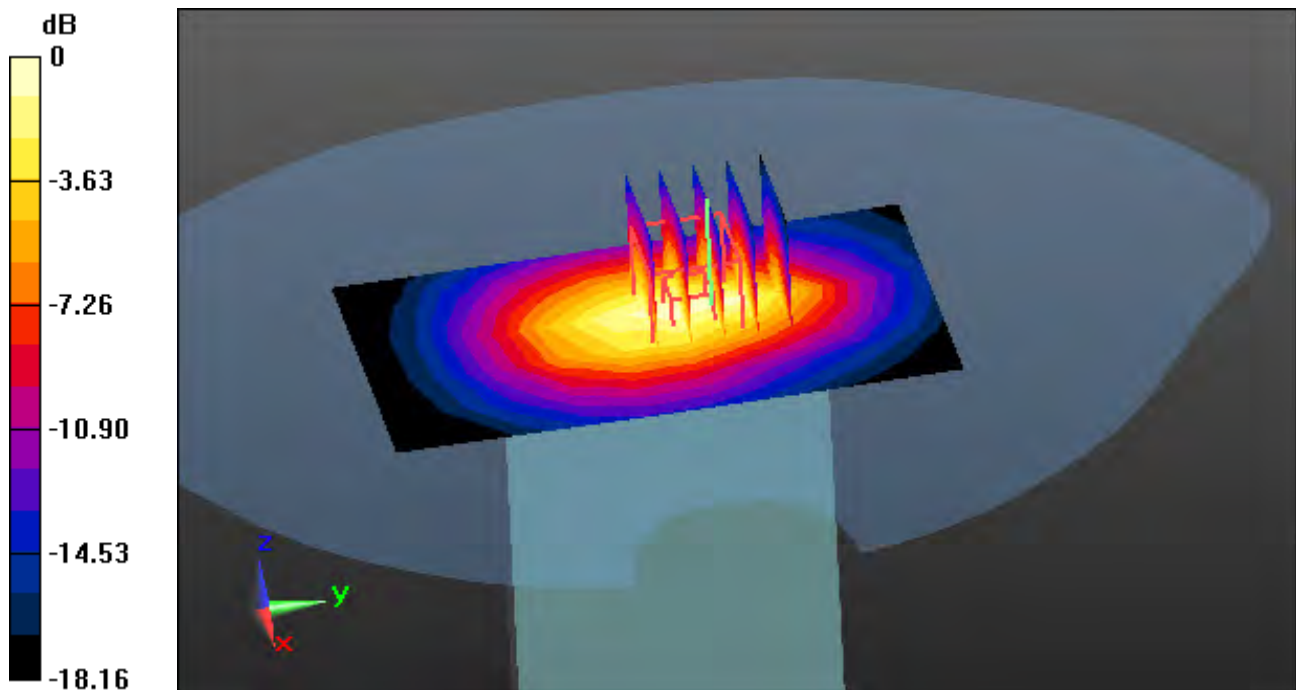
Area Scan (6x10x1): Measurement grid: dx=15mm, dy=15mm

Zoom Scan (5x5x7)/Cube 0: Measurement grid: dx=8mm, dy=8mm, dz=5mm

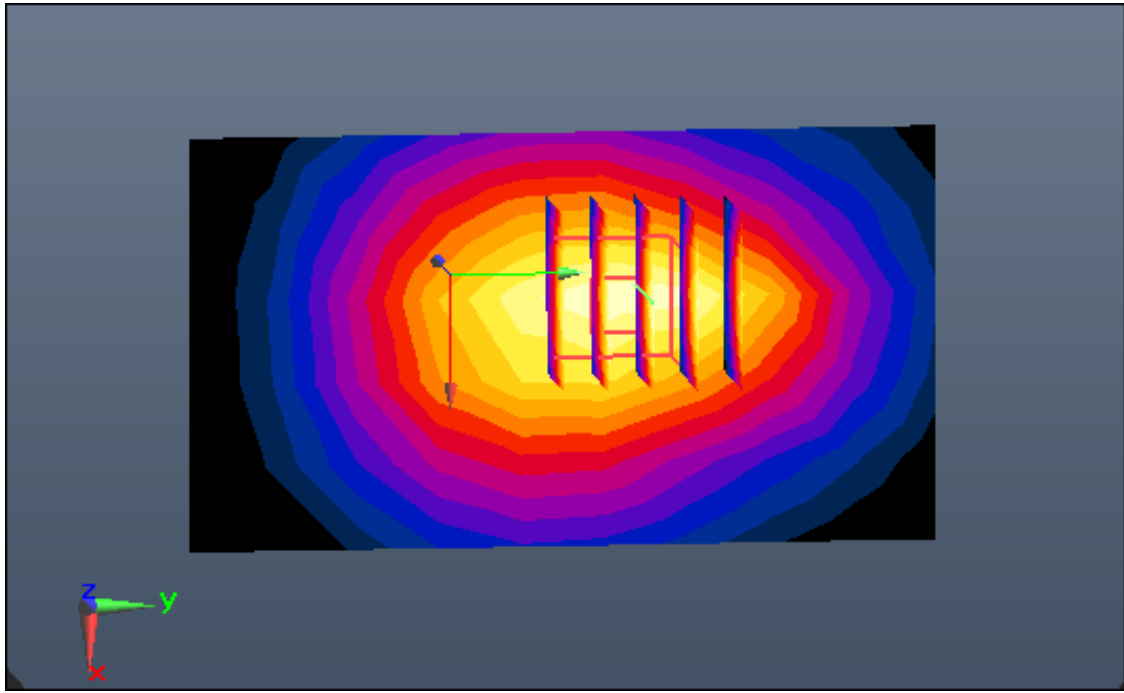
Power Drift = -0.08 dB

Peak SAR (extrapolated) = 1.51 W/kg

SAR(1 g) = 0.887 W/kg; SAR(10 g) = 0.491 W/kg



0 dB = 1.08 W/kg



Enlarged Plot for A58

DT&C Co., Ltd.

DUT: LM-G910EMW; Type: Bar

Communication System: UID 0, LTE Band 2 (0); Frequency: 1900 MHz; Duty Cycle: 1:1
Medium parameters used: $f = 1900$ MHz; $\sigma = 1.523$ S/m; $\epsilon_r = 53.793$; $\rho = 1000$ kg/m³
Phantom section: Flat Section

DASY5 Configuration:

Probe: EX3DV4 - SN3933; ConvF(8.15, 8.15, 8.15); Calibrated: 9/27/2019 Electronics: DAE3 Sn520
Sensor-Surface: 2mm (Mechanical Surface Detection)
Phantom: SAM with CRP_2013_10_08_right; Type: QD000P40CD; Serial: TP:1785
Measurement SW: DASY52, Version 52.10 (3); SEMCAD X Version 14.6.13 (7474)

Test Date: 2020-06-22; Ambient Temp: 20.7; Tissue Temp: 21.1

1 cm space from Body, Bottom, LTE Band 2 Ch. 19100, Ant Internal

Mode : BandWidth 20 MHz, QPSK, RB Size: 1

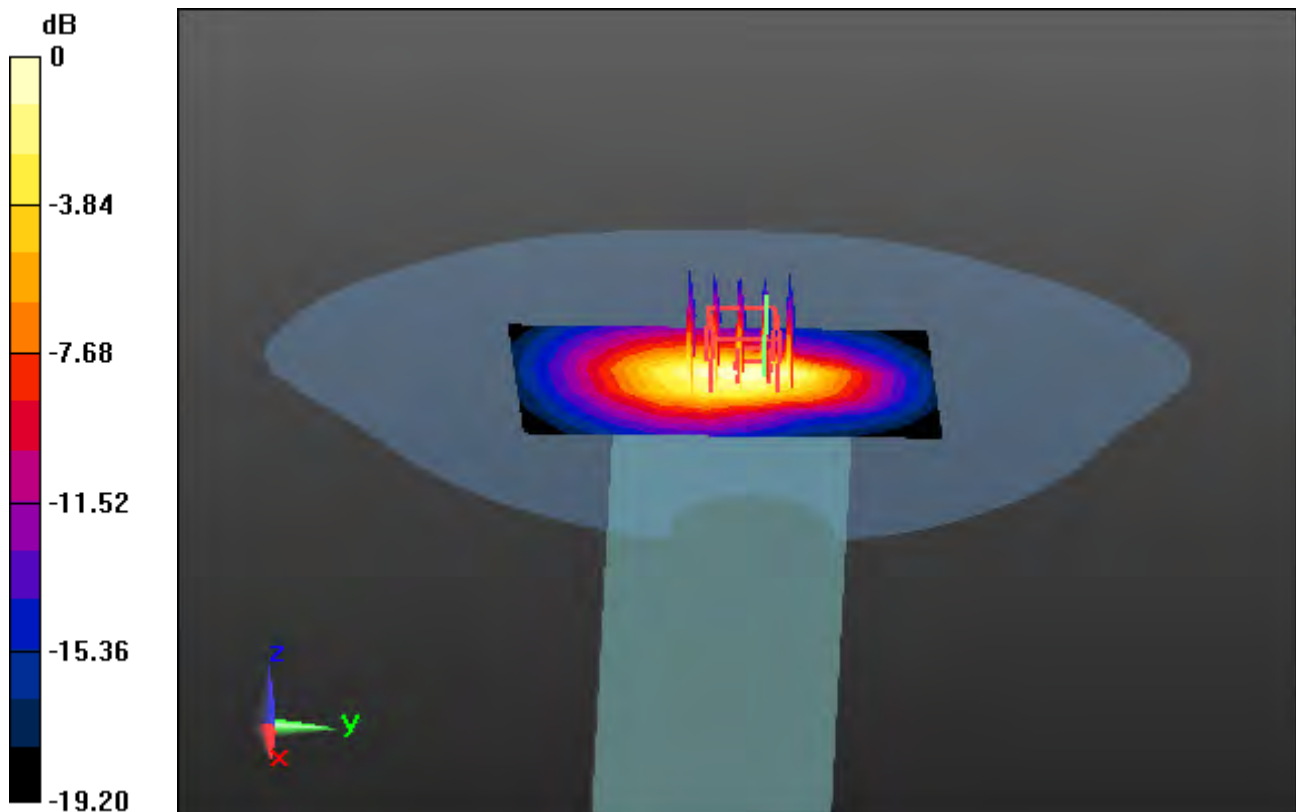
Area Scan (6x10x1): Measurement grid: dx=15mm, dy=15mm

Zoom Scan (5x5x7)/Cube 0: Measurement grid: dx=8mm, dy=8mm, dz=5mm

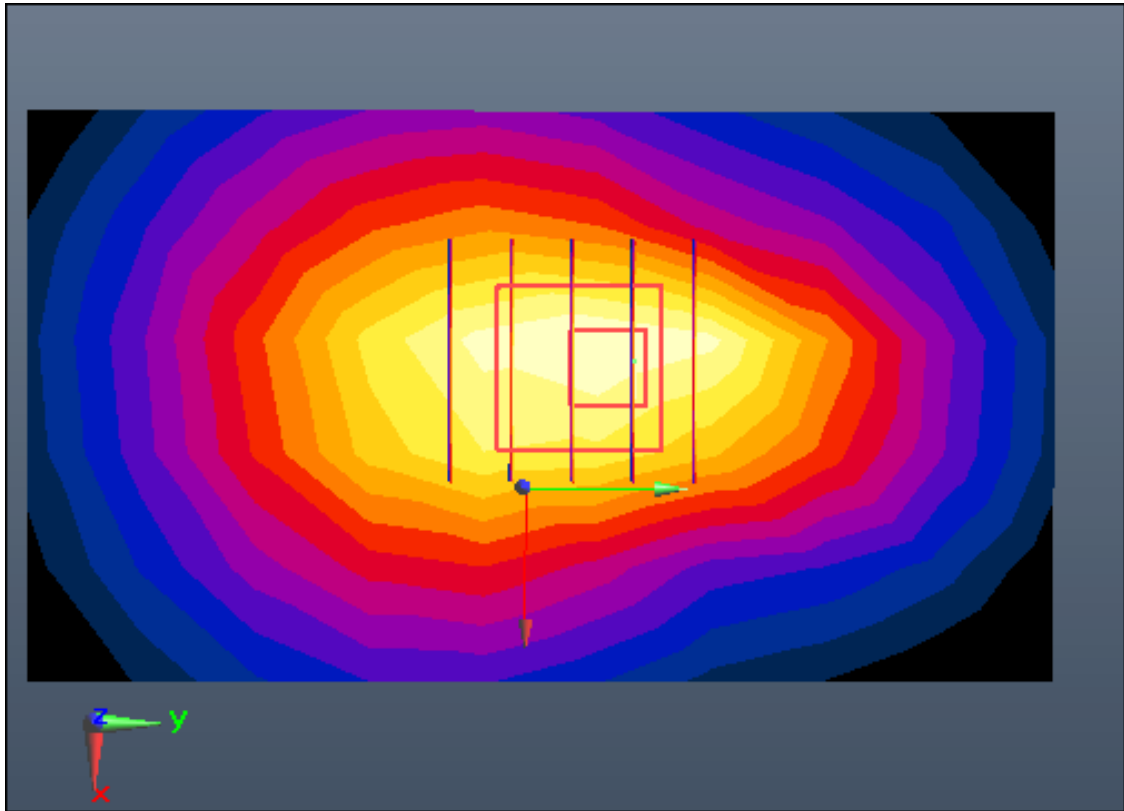
Power Drift = -0.01 dB

Peak SAR (extrapolated) = 1.87 W/kg

SAR(1 g) = 1.04 W/kg; SAR(10 g) = 0.560 W/kg



0 dB = 1.48 W/kg



Enlarged Plot for A59

DT&C Co., Ltd

DUT: LM-G910EMW; Type: Bar

Communication System: UID 0, LTE Band 7 (FCC) (0); Frequency: 2510 MHz; Duty Cycle: 1:1

Medium parameters used: $f = 2510$ MHz; $\sigma = 2.021$ S/m; $\epsilon_r = 51.243$; $\rho = 1000$ kg/m³

Phantom section: Flat Section

DASY5 Configuration:

Probe: EX3DV4 - SN3866; ConvF(7.19, 7.19, 7.19); Calibrated: 5/27/2020 Electronics: DAE4 Sn1453

Sensor-Surface: 2mm (Mechanical Surface Detection)

Phantom: SAM with CRP v5.0; Type: QD000P40CD; Serial: TP:1837

Measurement SW: DASY52, Version 52.10 (3); SEMCAD X Version 14.6.13 (7474)

Test Date: 2020-06-17; Ambient Temp: 20.9; Tissue Temp: 20.7

1 cm space from Body, Bottom, LTE Band 7 Ch. 20850, Ant Internal

Mode : BandWidth 20 MHz, QPSK, RB Size : 1

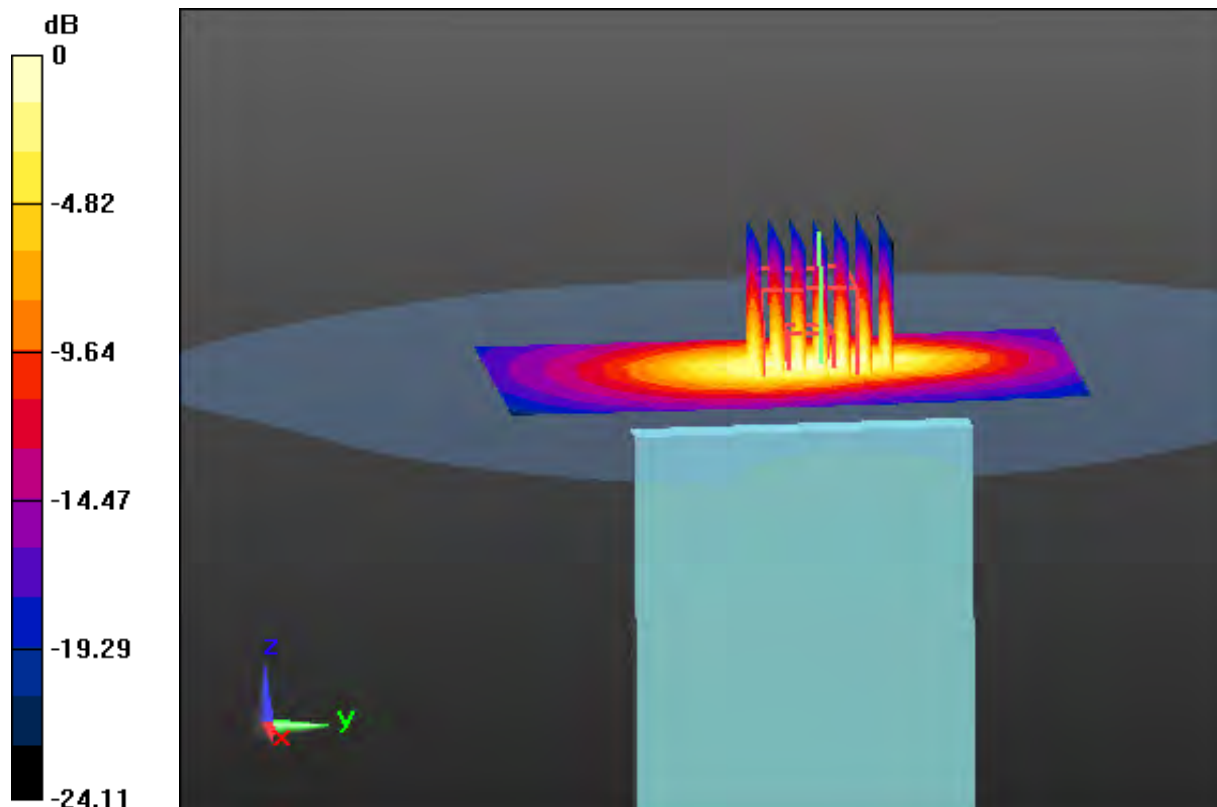
Area Scan (7x12x1): Measurement grid: dx=12mm, dy=12mm

Zoom Scan (7x7x7)/Cube 0: Measurement grid: dx=5mm, dy=5mm, dz=5mm

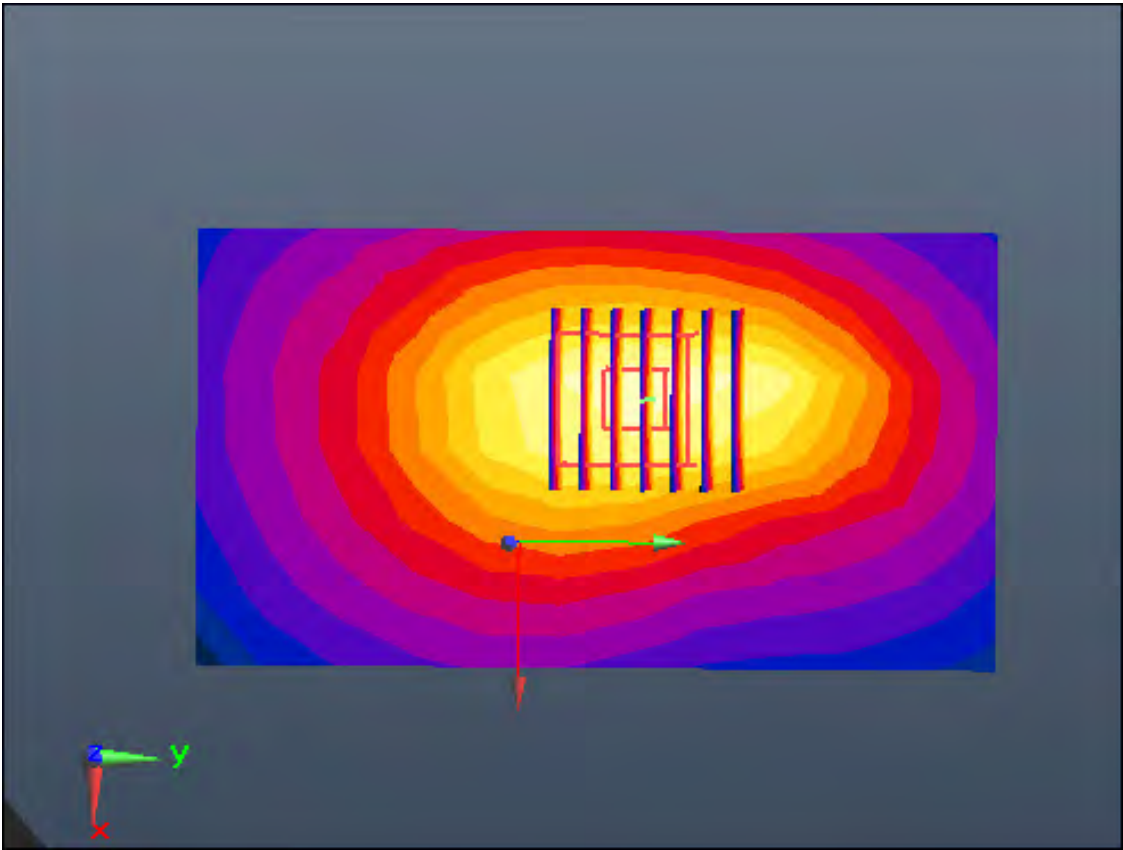
Power Drift = -0.05 dB

Peak SAR (extrapolated) = 1.51 W/kg

SAR(1 g) = 0.778 W/kg; SAR(10 g) = 0.387 W/kg



0 dB = 1.14 W/kg



Enlarged Plot for A60

DT&C Co., Ltd

DUT: LM-G910EMW; Type: Bar

Communication System: UID 0, LTE Band 41(TDD) (0); Frequency: 2593 MHz; Duty Cycle: 1:1.58

Medium parameters used: $f = 2593$ MHz; $\sigma = 2.156$ S/m; $\epsilon_r = 51.762$; $\rho = 1000$ kg/m³

Phantom section: Flat Section

DASY5 Configuration:

Probe: EX3DV4 - SN3866; ConvF(7.19, 7.19, 7.19); Calibrated: 5/27/2020 Electronics: DAE4 Sn1453

Sensor-Surface: 2mm (Mechanical Surface Detection)

Phantom: SAM with CRP v5.0; Type: QD000P40CD; Serial: TP:1837

Measurement SW: DASY52, Version 52.10 (3); SEMCAD X Version 14.6.13 (7474)

Test Date: 2020-06-18; Ambient Temp: 20.4; Tissue Temp: 20.3

1 cm space from Body, Bottom, LTE Band 41 Ch. 40620, Ant Internal

Mode : BandWidth 20 MHz, QPSK, RB Size : 1

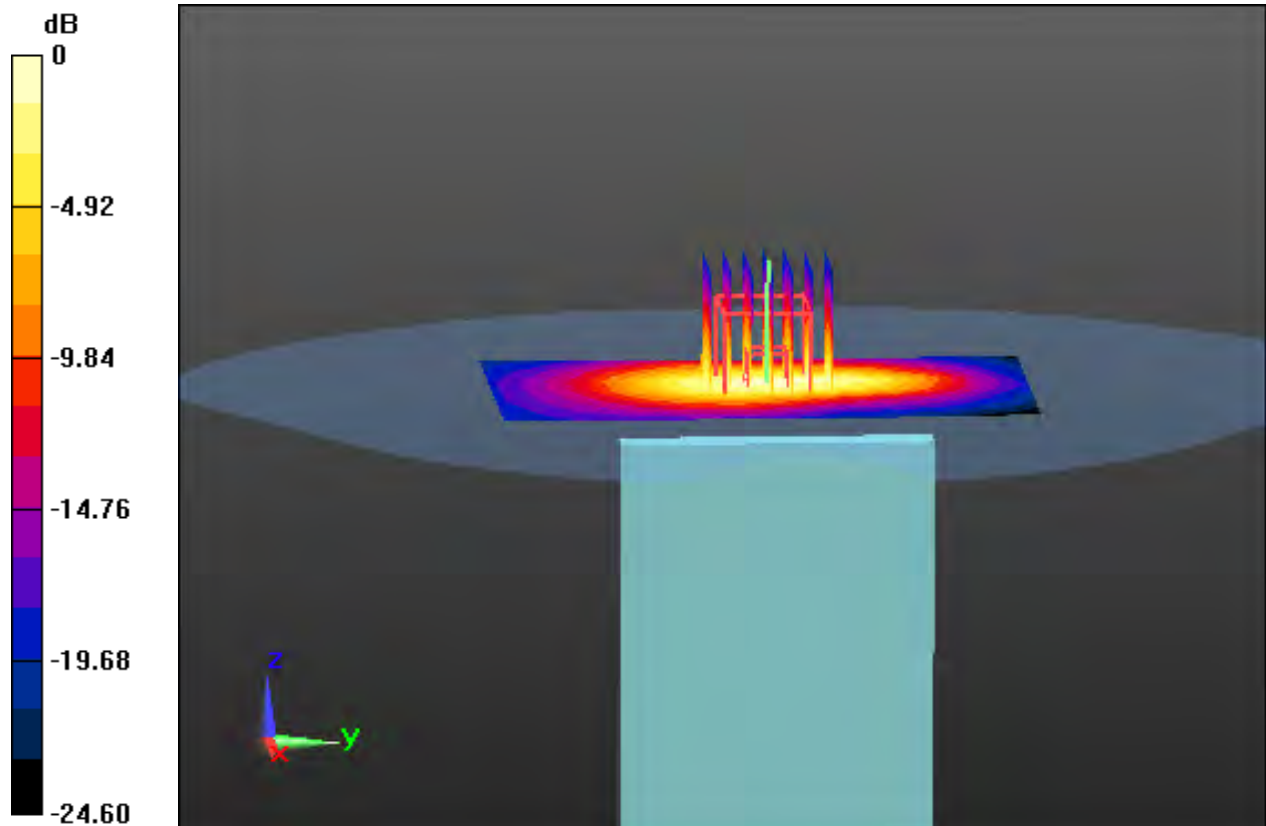
Area Scan (7x12x1): Measurement grid: dx=12mm, dy=12mm

Zoom Scan (7x7x7)/Cube 0: Measurement grid: dx=5mm, dy=5mm, dz=5mm

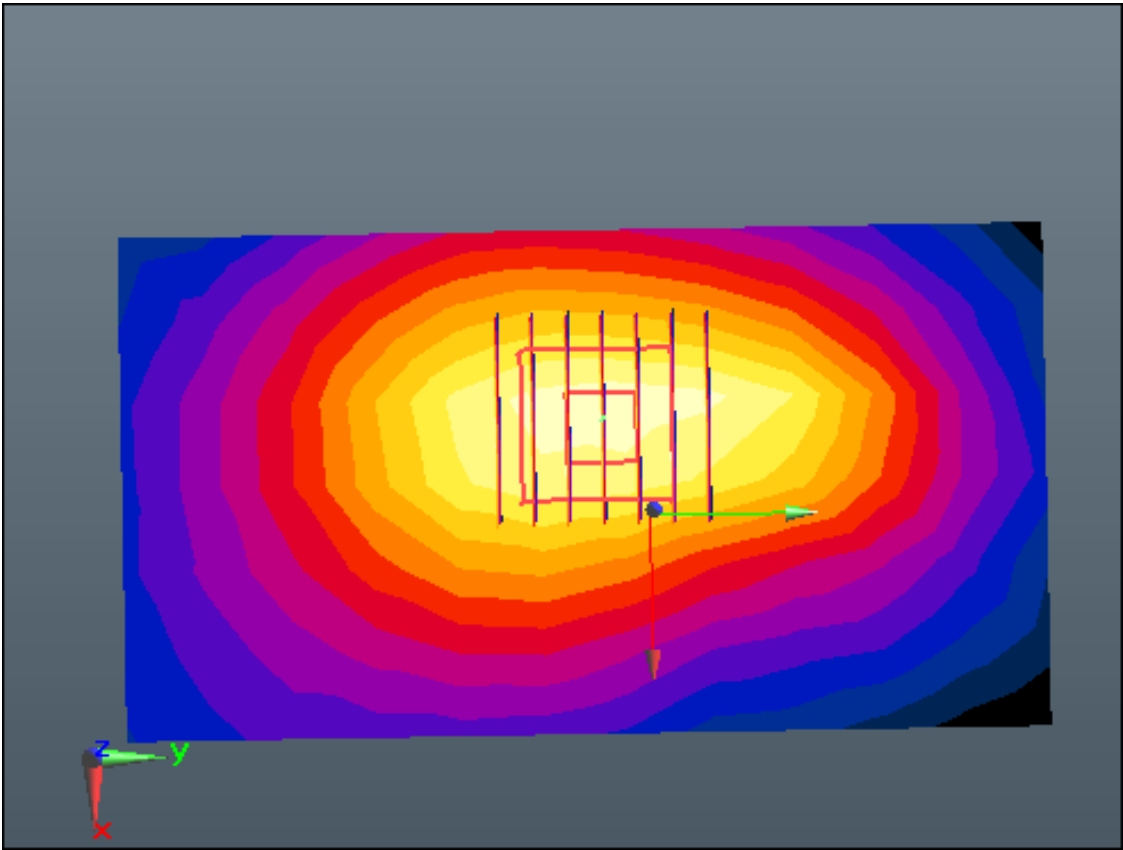
Power Drift = -0.14 dB

Peak SAR (extrapolated) = 1.45 W/kg

SAR(1 g) = 0.729 W/kg; SAR(10 g) = 0.355 W/kg



0 dB = 1.09 W/kg



Enlarged Plot for A61

DT&C Co., Ltd.

DUT: LM-G910EMW; Type: Bar

Communication System: UID 0, 00_2.4 GHz W-LAN (0); Frequency: 2437 MHz; Duty Cycle: 1:1

Medium parameters used: $f = 2437$ MHz; $\sigma = 1.972$ S/m; $\epsilon_r = 52.124$; $\rho = 1000$ kg/m³

Phantom section: Flat Section

DASY5 Configuration:

Probe: EX3DV4 - SN3866; ConvF(7.36, 7.36, 7.36); Calibrated: 5/27/2020 Electronics: DAE4 Sn1453

Sensor-Surface: 2mm (Mechanical Surface Detection)

Phantom: SAM with CRP v5.0; Type: QD000P40CD; Serial: TP:1837

Measurement SW: DASY52, Version 52.10 (3); SEMCAD X Version 14.6.13 (7474)

Test Date: 2020-06-16; Ambient Temp: 20.4; Tissue Temp: 20.3

1 cm space from Body, Left, WLAN(802.11b) Ch. 6, Ant Internal, Ant.1

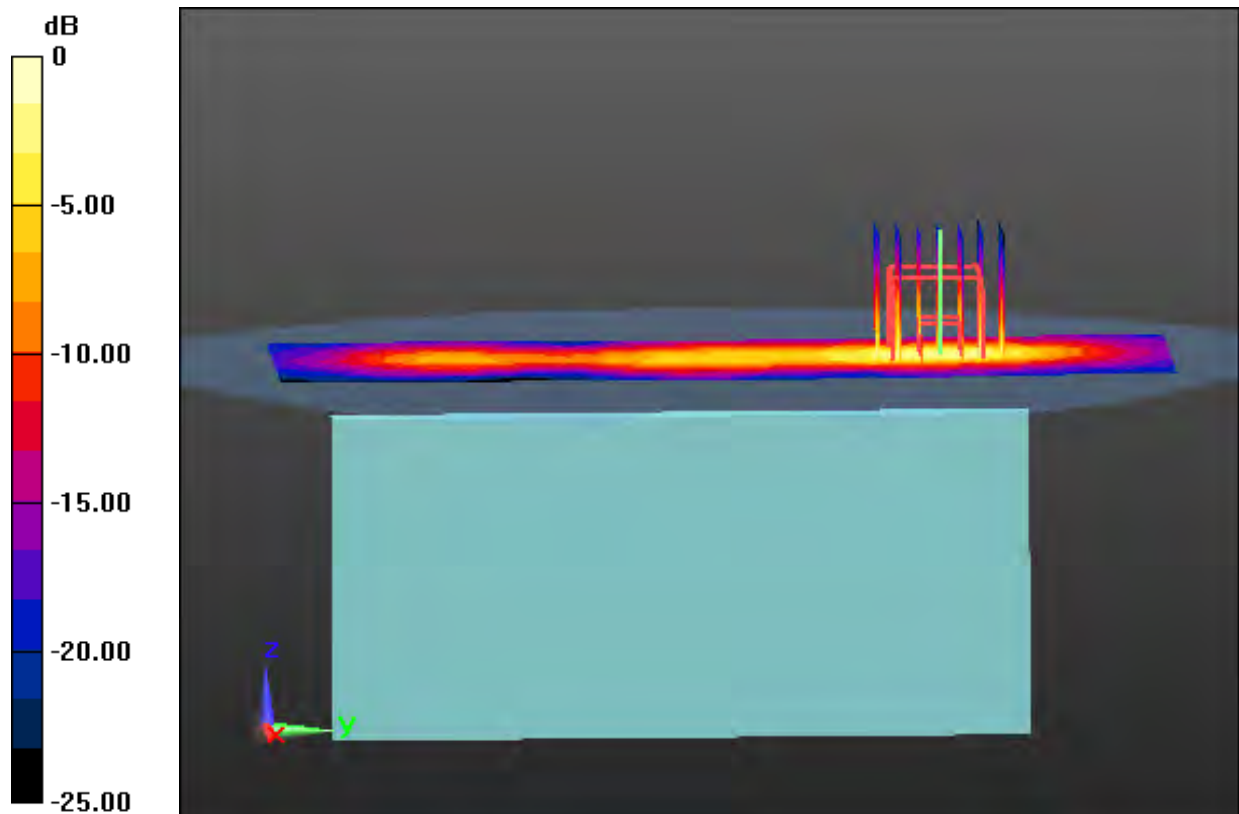
Area Scan (7x19x1): Measurement grid: dx=12mm, dy=12mm

Zoom Scan (7x7x7)/Cube 0: Measurement grid: dx=5mm, dy=5mm, dz=5mm

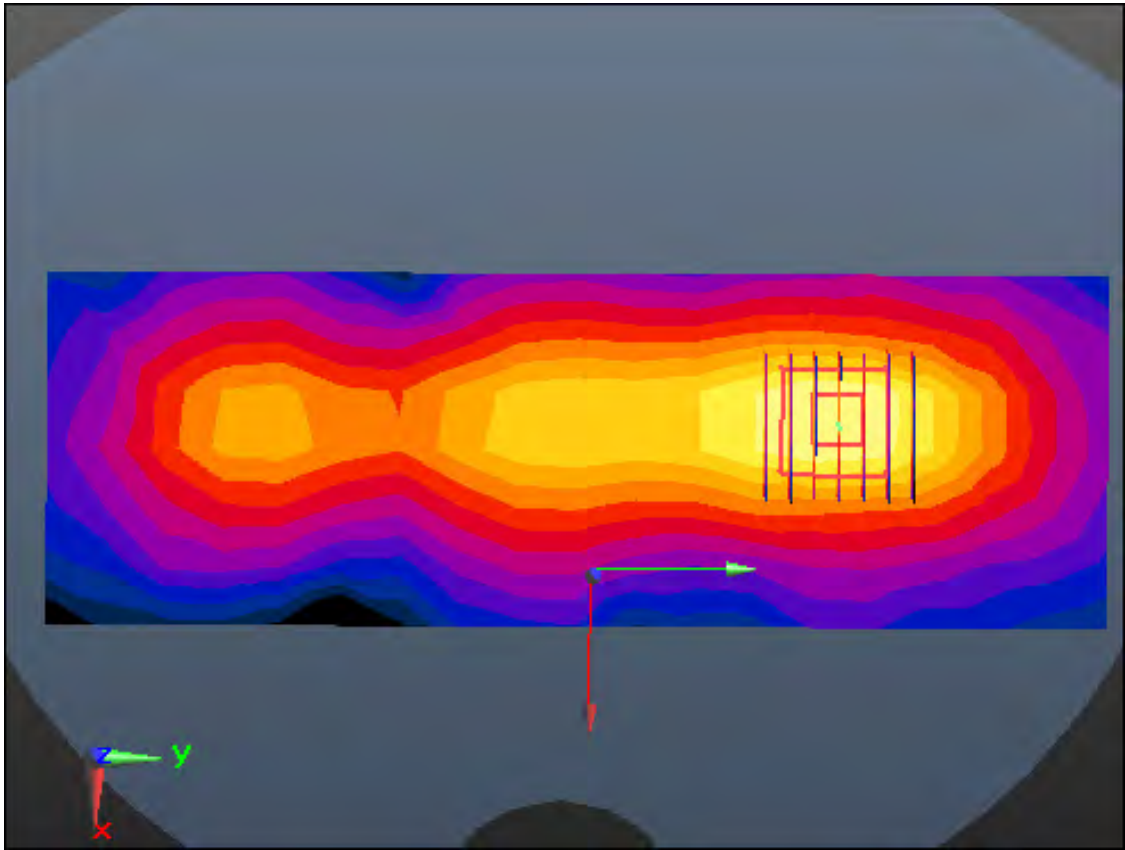
Power Drift = -0.19 dB

Peak SAR (extrapolated) = 0.459 W/kg

SAR(1 g) = 0.219 W/kg; SAR(10 g) = 0.097 W/kg



0 dB = 0.341 W/kg



Enlarged Plot for A62

DT&C Co., Ltd.

DUT: LM-G910EMW; Type: Bar

Communication System: UID 0, W-LAN (0); Frequency: 2412 MHz; Duty Cycle: 1:1
Medium parameters used: $f = 2412$ MHz; $\sigma = 1.942$ S/m; $\epsilon_r = 52.183$; $\rho = 1000$ kg/m³
Phantom section: Flat Section

DASY5 Configuration:

Probe: EX3DV4 - SN3866; ConvF(7.36, 7.36, 7.36); Calibrated: 5/27/2020 Electronics: DAE4 Sn1453
Sensor-Surface: 2mm (Mechanical Surface Detection)
Phantom: SAM with CRP v5.0; Type: QD000P40CD; Serial: TP:1837
Measurement SW: DASY52, Version 52.10 (3); SEMCAD X Version 14.6.13 (7474)

Test Date: 2020-06-16; Ambient Temp: 20.4; Tissue Temp: 20.3

1 cm space from Body, Top, WLAN(802.11b) Ch. 1, Ant Internal, Ant.2

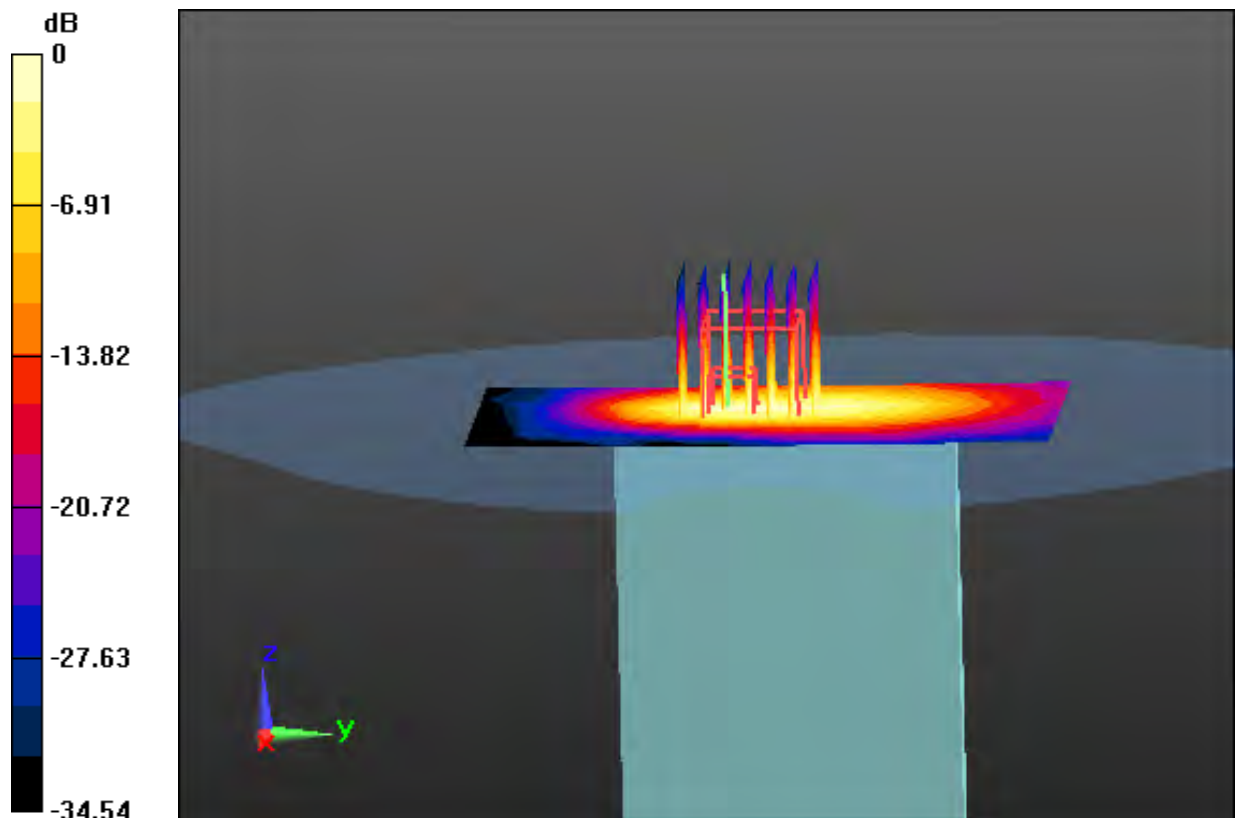
Area Scan (7x12x1): Measurement grid: dx=12mm, dy=12mm

Zoom Scan (7x7x7)/Cube 0: Measurement grid: dx=5mm, dy=5mm, dz=5mm

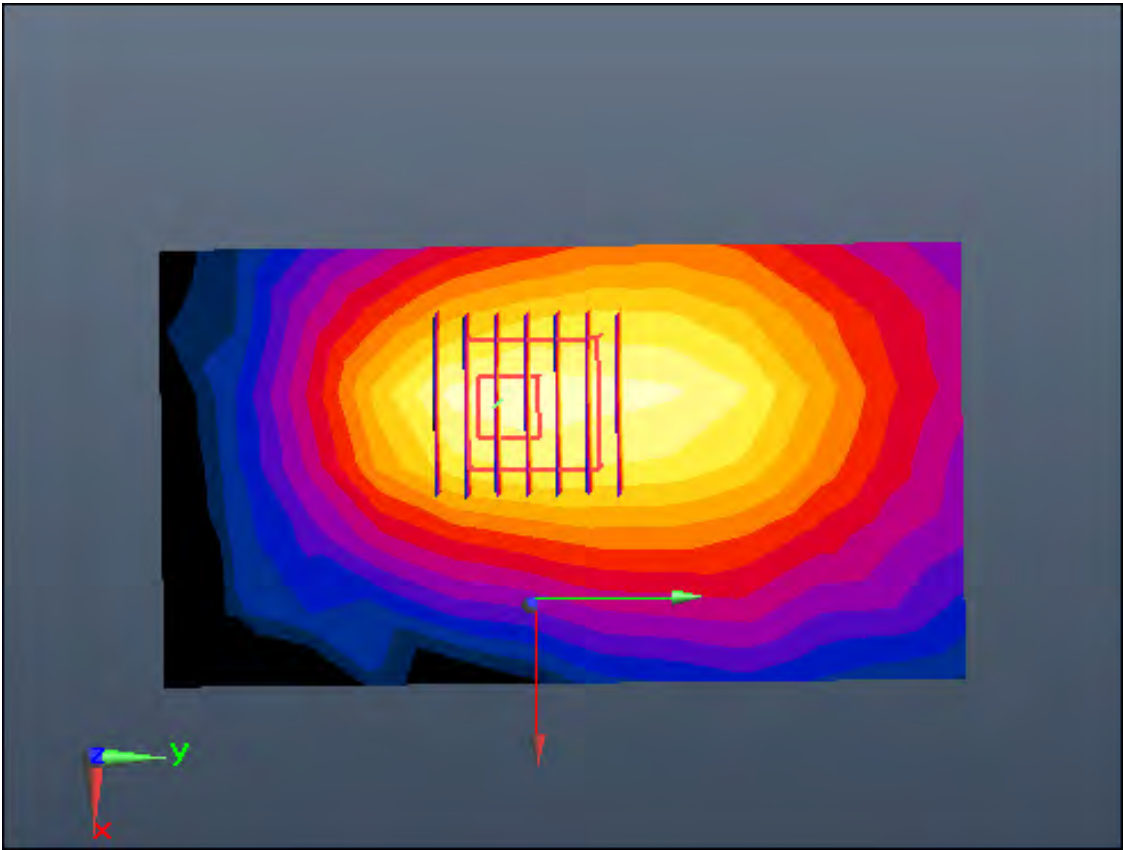
Power Drift = 0.01 dB

Peak SAR (extrapolated) = 0.313 W/kg

SAR(1 g) = 0.157 W/kg; SAR(10 g) = 0.076 W/kg



0 dB = 0.233 W/kg



Enlarged Plot for A63

DT&C Co., Ltd.

DUT: LM-G910EMW; Type: Bar

Communication System: UID 0, W-LAN (0); Frequency: 2462 MHz; Duty Cycle: 1:1
Medium parameters used: $f = 2462$ MHz; $\sigma = 2.002$ S/m; $\epsilon_r = 52.071$; $\rho = 1000$ kg/m³
Phantom section: Flat Section

DASY5 Configuration:

Probe: EX3DV4 - SN3866; ConvF(7.36, 7.36, 7.36); Calibrated: 5/27/2020 Electronics: DAE4 Sn1453
Sensor-Surface: 2mm (Mechanical Surface Detection)
Phantom: SAM with CRP v5.0; Type: QD000P40CD; Serial: TP:1837
Measurement SW: DASY52, Version 52.10 (3); SEMCAD X Version 14.6.13 (7474)

Test Date: 2020-06-16; Ambient Temp: 20.4; Tissue Temp: 20.3

1 cm space from Body, Left, WLAN(802.11g) Ch. 11, Ant Internal, MIMO

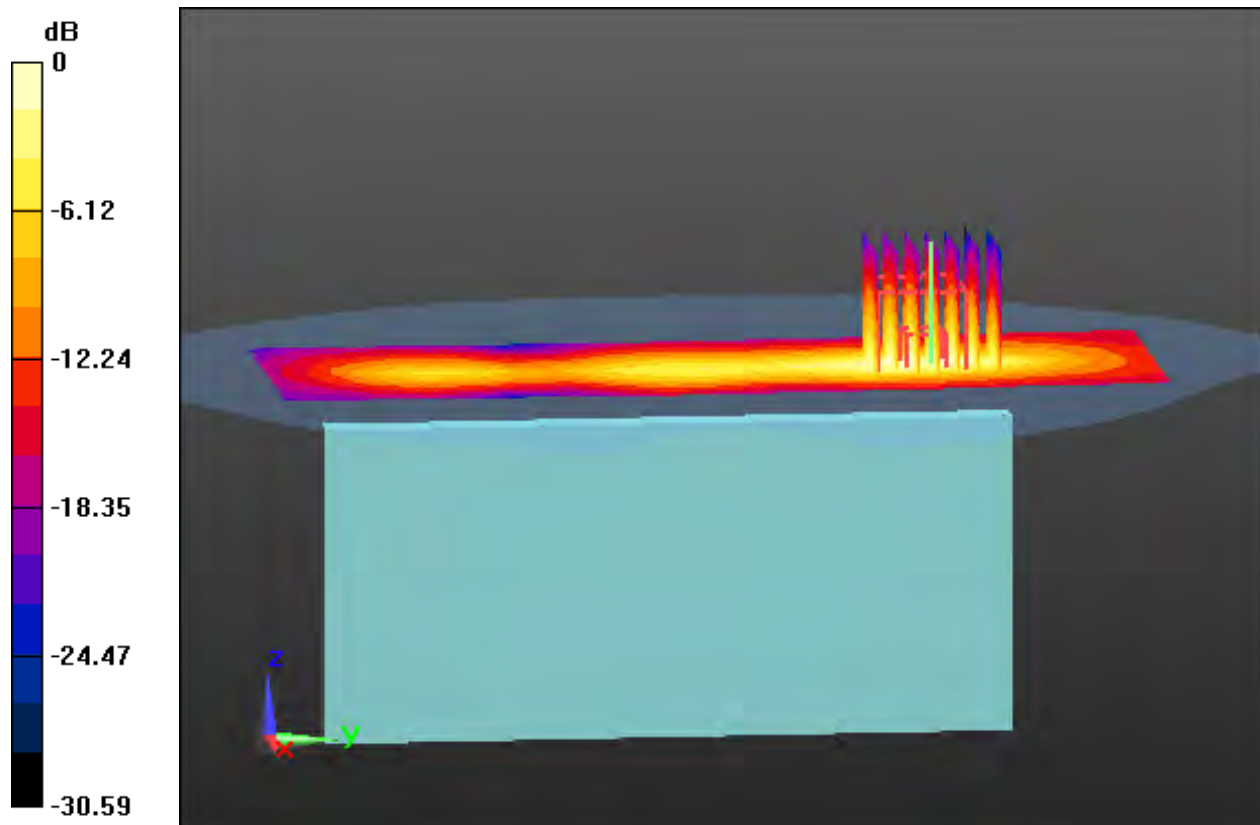
Area Scan (7x19x1): Measurement grid: dx=12mm, dy=12mm

Zoom Scan (7x7x7)/Cube 0: Measurement grid: dx=5mm, dy=5mm, dz=5mm

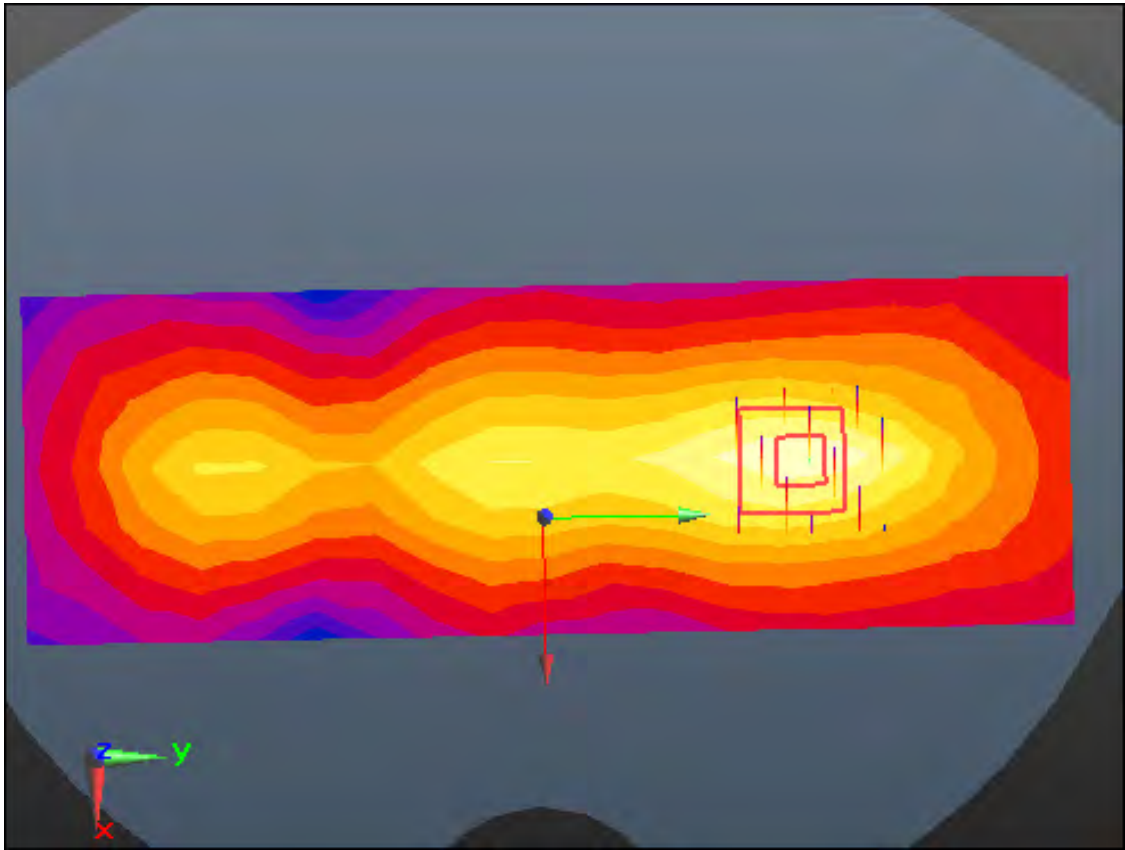
Power Drift = -0.08 dB

Peak SAR (extrapolated) = 0.493 W/kg

SAR(1 g) = 0.238 W/kg; SAR(10 g) = 0.108 W/kg



0 dB = 0.367 W/kg



Enlarged Plot for A64

DT&C Co., Ltd.

DUT: LM-G910EMW; Type: Bar

Communication System: UID 0, W-LAN_5200 (0); Frequency: 5180 MHz; Duty Cycle: 1:1

Medium parameters used: $f = 5180$ MHz; $\sigma = 5.171$ S/m; $\epsilon_r = 48.739$; $\rho = 1000$ kg/m³

Phantom section: Flat Section

DASY5 Configuration:

Probe: EX3DV4 - SN3916; ConvF(4.51, 4.51, 4.51); Calibrated: 4/27/2020 Electronics: DAE4 Sn1396
Sensor-Surface: 1.4mm (Mechanical Surface Detection)

Phantom: SAM with CRP v5.0(Right); Type: QD000P40CD; Serial: 1220

Measurement SW: DASY52, Version 52.10 (3); SEMCAD X Version 14.6.13 (7474)

Test Date: 2020-06-25; Ambient Temp: 20.9; Tissue Temp: 20.7

1 cm space from Body, Rear, W-LAN(802.11a) Ch. 36, Ant Internal, Ant.1

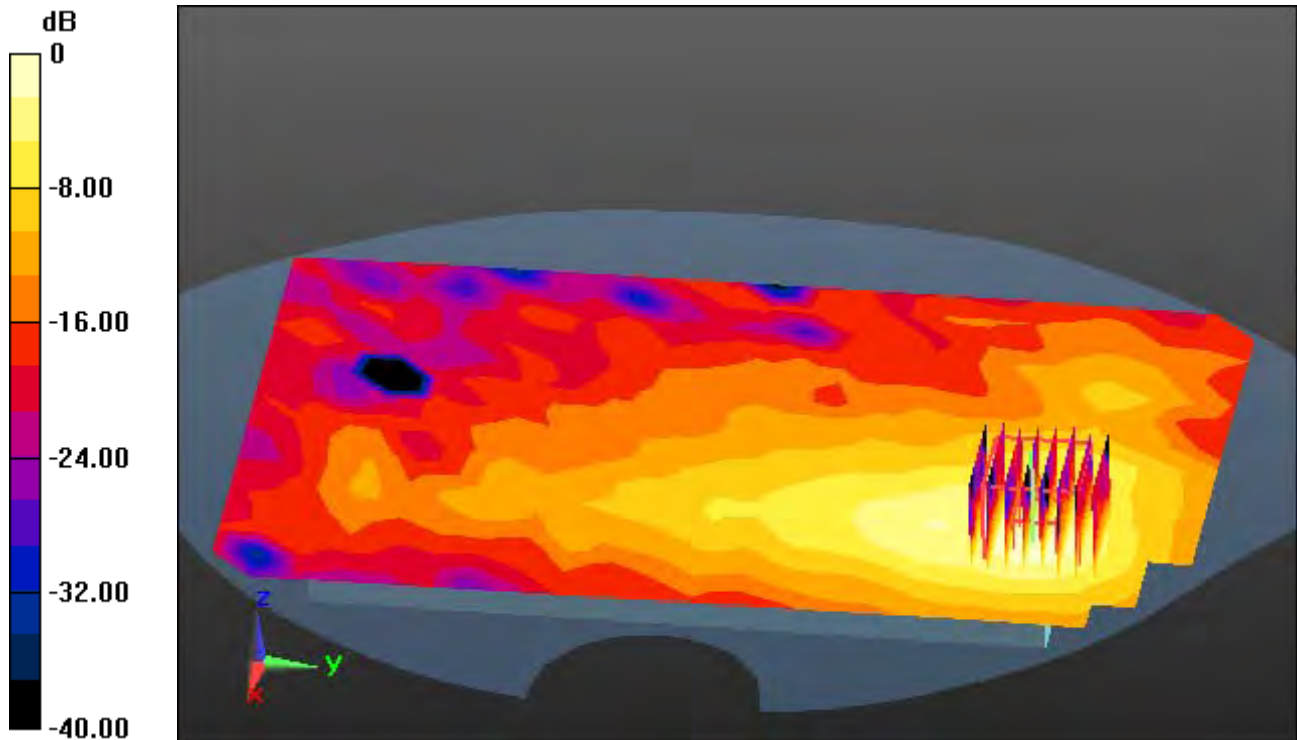
Area Scan (15x23x1): Measurement grid: dx=10mm, dy=10mm

Zoom Scan (8x8x7)/Cube 0: Measurement grid: dx=4mm, dy=4mm, dz=1.4mm, Graded Ratio:1.4

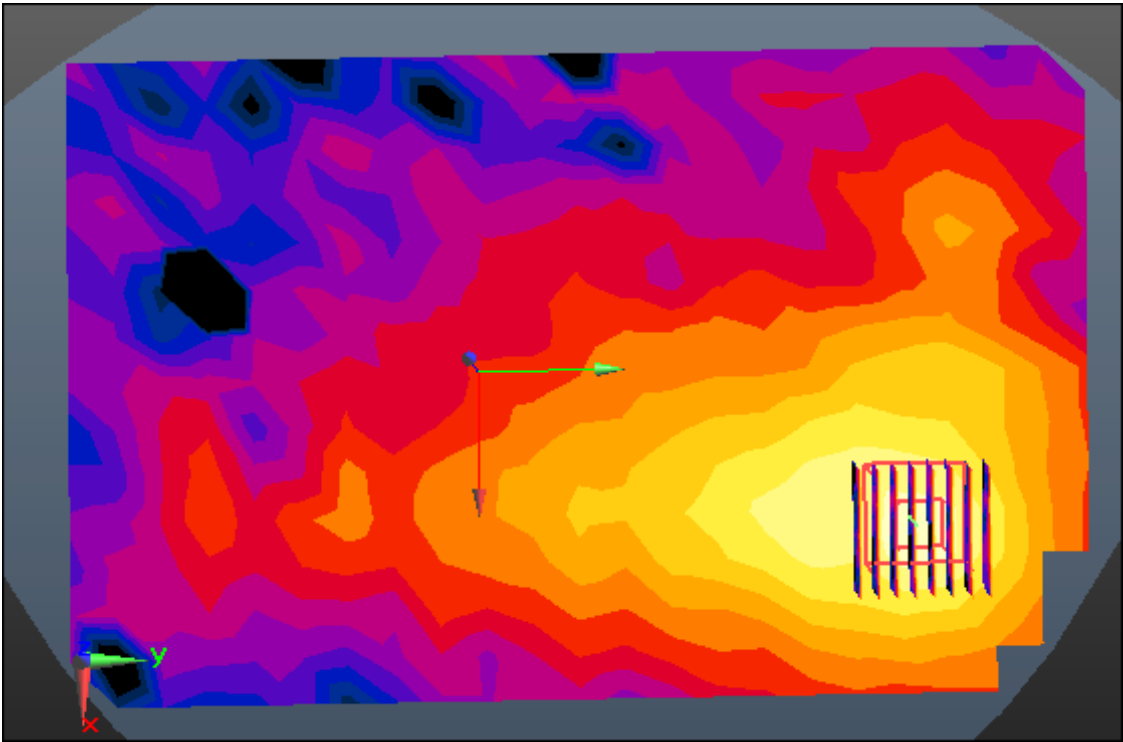
Power Drift = 0.04 dB

Peak SAR (extrapolated) = 0.438 W/kg

SAR(1 g) = 0.128 W/kg; SAR(10 g) = 0.046 W/kg



0 dB = 0.291 W/kg



Enlarge Plot for A65

DT&C Co., Ltd.

DUT: LM-G910EMW; Type: Bar

Communication System: UID 0, W-LAN_5200 (0); Frequency: 5180 MHz; Duty Cycle: 1:1

Medium parameters used: $f = 5180$ MHz; $\sigma = 5.171$ S/m; $\epsilon_r = 48.739$; $\rho = 1000$ kg/m³

Phantom section: Flat Section

DASY5 Configuration:

Probe: EX3DV4 - SN3916; ConvF(4.51, 4.51, 4.51) @ 5180 MHz; Calibrated: 4/27/2020 Electronics: DAE4 Sn1396

Sensor-Surface: 1.4mm (Mechanical Surface Detection)

Phantom: SAM with CRP v5.0(Right); Type: QD000P40CD; Serial: 1220

Measurement SW: DASY52, Version 52.10 (3); SEMCAD X Version 14.6.13 (7474)

Test Date: 2020-06-25; Ambient Temp: 20.9; Tissue Temp: 20.7

1 cm space from Body, Rear, W-LAN(802.11a) Ch. 36, Ant Internal, Ant. 2

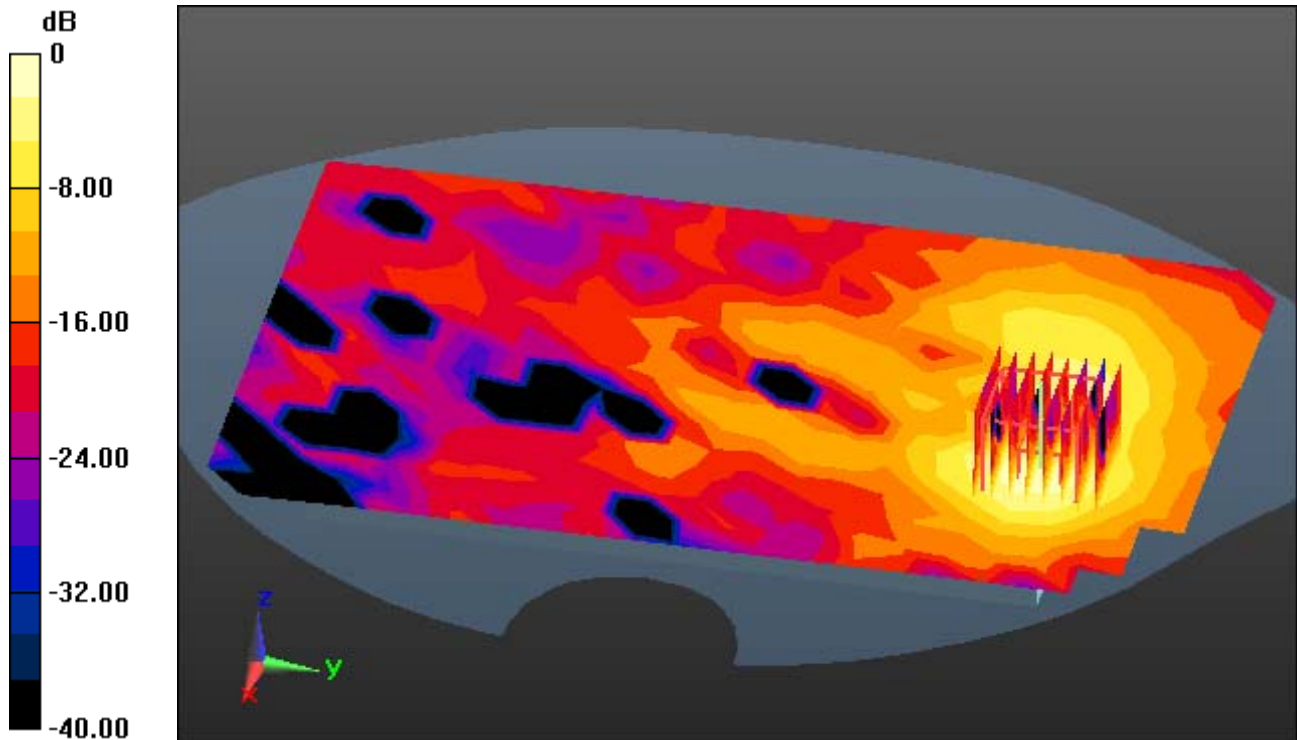
Area Scan (15x23x1): Measurement grid: dx=10mm, dy=10mm

Zoom Scan (8x8x7)/Cube 0: Measurement grid: dx=4mm, dy=4mm, dz=1.4mm, Graded Ratio:1.4

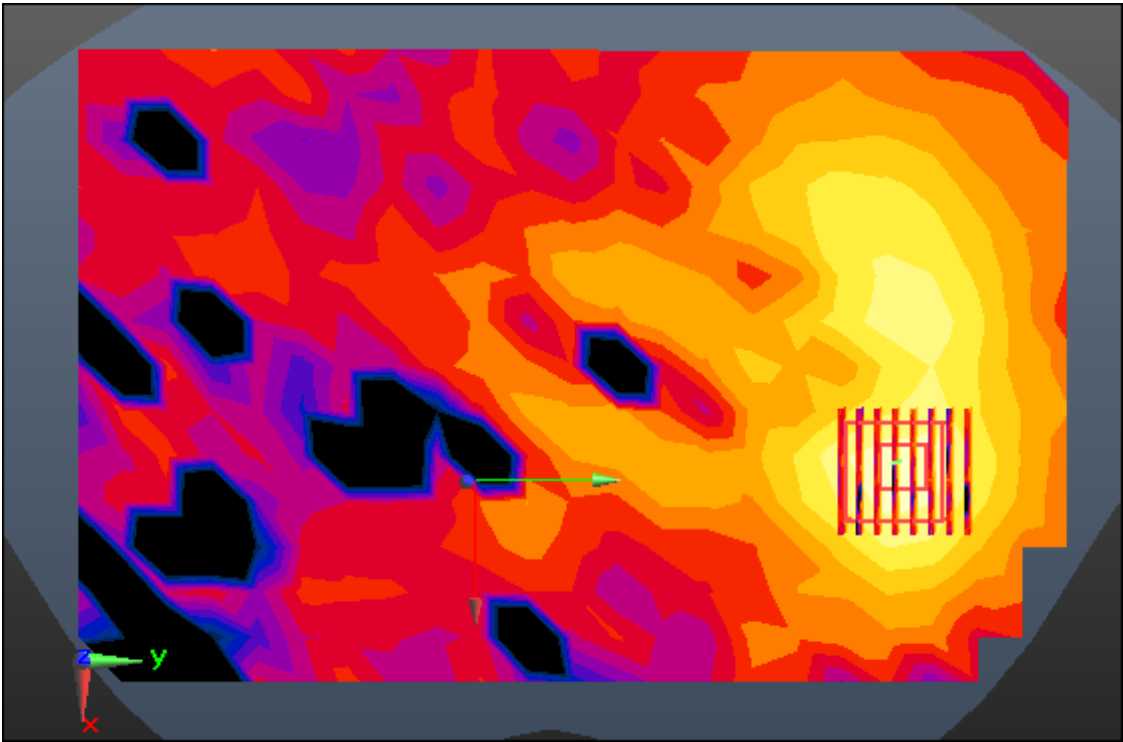
Power Drift = -0.05 dB

Peak SAR (extrapolated) = 0.356 W/kg

SAR(1 g) = 0.108 W/kg; SAR(10 g) = 0.038 W/kg



0 dB = 0.236 W/kg



Enlarge Plot for A66

DT&C Co., Ltd.

DUT: LM-G910EMW; Type: Bar

Communication System: UID 0, W-LAN_5200 (0); Frequency: 5180 MHz; Duty Cycle: 1:1

Medium parameters used: $f = 5180$ MHz; $\sigma = 5.171$ S/m; $\epsilon_r = 48.739$; $\rho = 1000$ kg/m³

Phantom section: Flat Section

DASY5 Configuration:

Probe: EX3DV4 - SN3916; ConvF(4.51, 4.51, 4.51); Calibrated: 4/27/2020 Electronics: DAE4 Sn1396
Sensor-Surface: 1.4mm (Mechanical Surface Detection)

Phantom: SAM with CRP v5.0(Right); Type: QD000P40CD; Serial: 1220

Measurement SW: DASY52, Version 52.10 (3); SEMCAD X Version 14.6.13 (7474)

Test Date: 2020-06-25; Ambient Temp: 20.9; Tissue Temp: 20.7

1 cm space from Body, Rear, W-LAN(802.11a) Ch. 36, Ant Internal, MIMO

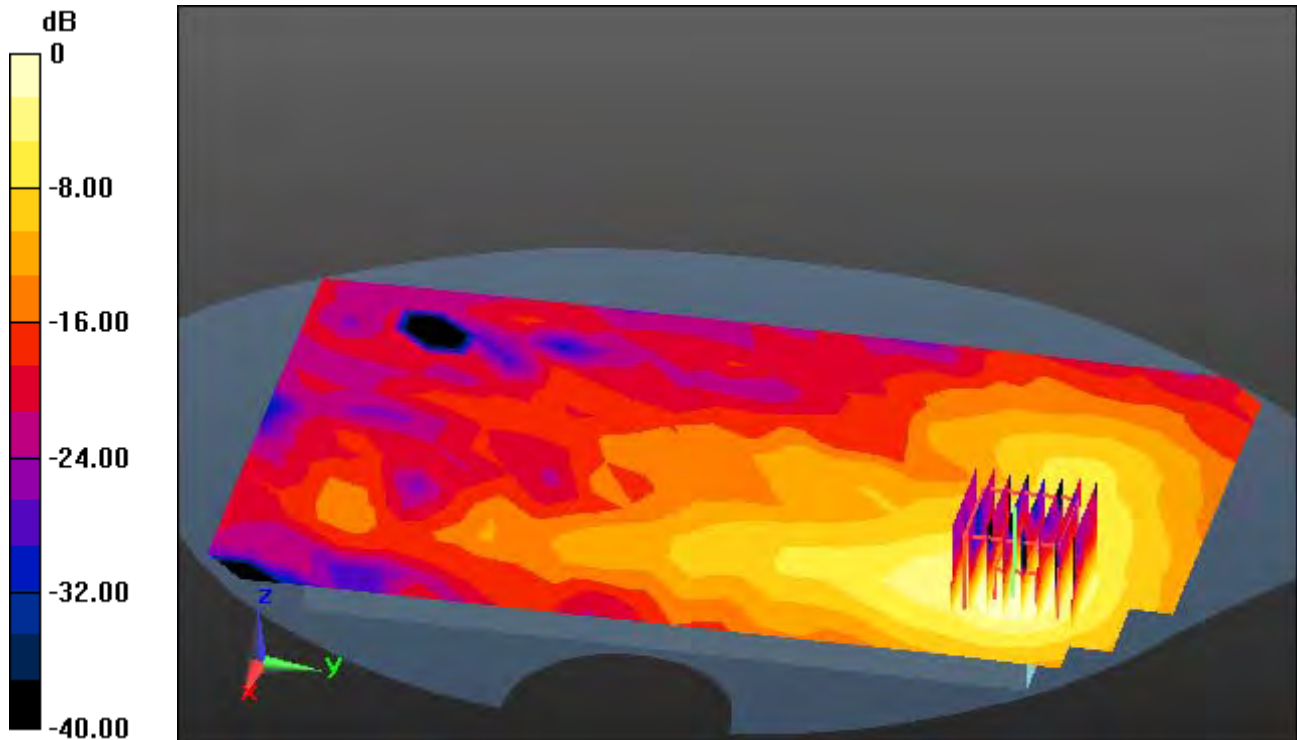
Area Scan (15x23x1): Measurement grid: dx=10mm, dy=10mm

Zoom Scan (8x8x7)/Cube 0: Measurement grid: dx=4mm, dy=4mm, dz=1.4mm, Graded Ratio:1.4

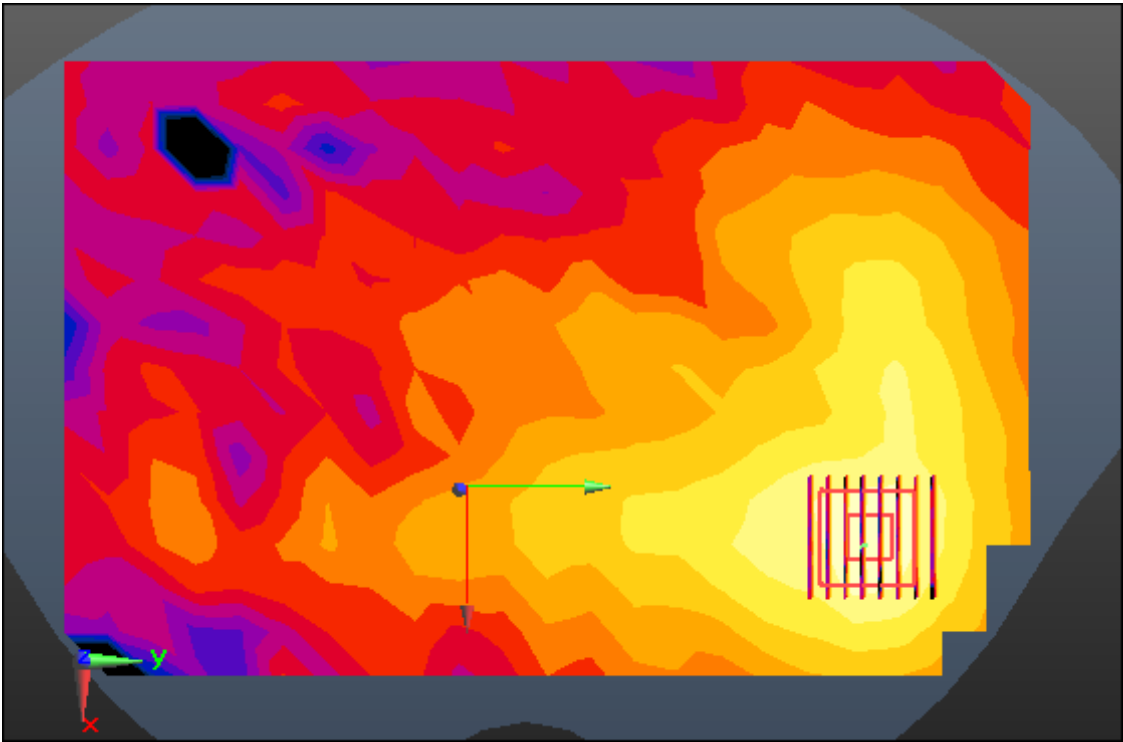
Power Drift = 0.02 dB

Peak SAR (extrapolated) = 0.726 W/kg

SAR(1 g) = 0.221 W/kg; SAR(10 g) = 0.084 W/kg



0 dB = 0.477 W/kg



Enlarge Plot for A67

DT&C Co., Ltd.

DUT: LM-G910EMW; Type: Bar

Communication System: UID 0, W-LAN 5.8G(802.11a/n/ac) (0); Frequency: 5785 MHz; Duty Cycle: 1:1

Medium parameters used: $f = 5785$ MHz; $\sigma = 6.162$ S/m; $\epsilon_r = 49.062$; $\rho = 1000$ kg/m³

Phantom section: Flat Section

DASY5 Configuration:

Probe: EX3DV4 - SN3916; ConvF(4.18, 4.18, 4.18); Calibrated: 4/27/2020 Electronics: DAE4 Sn1396

Sensor-Surface: 1.4mm (Mechanical Surface Detection)

Phantom: SAM with CRP v5.0(Right); Type: QD000P40CD; Serial: 1220

Measurement SW: DASY52, Version 52.10 (3); SEMCAD X Version 14.6.13 (7474)

Test Date: 2020-06-30; Ambient Temp: 20.8; Tissue Temp: 20.5

1 cm space from Body, Rear, W-LAN(802.11a) Ch. 157, Ant Internal, Ant.1

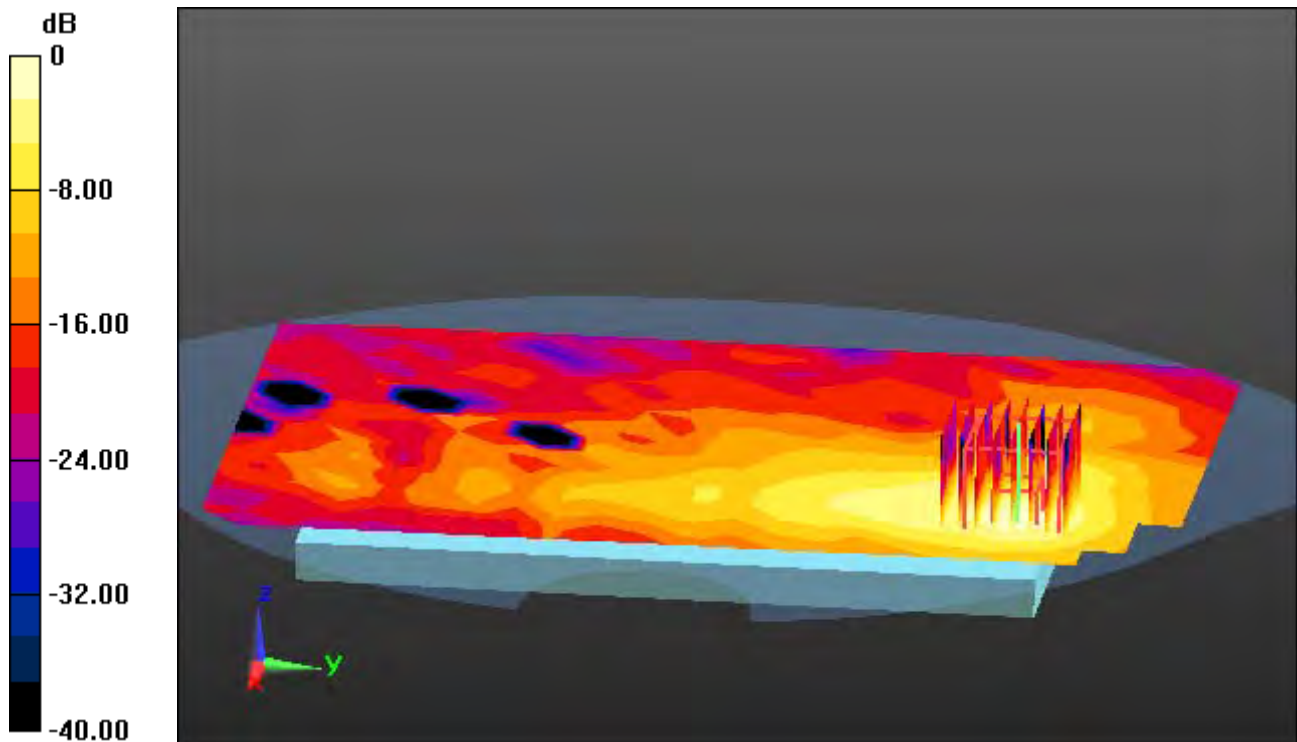
Area Scan (15x23x1): Measurement grid: dx=10mm, dy=10mm

Zoom Scan (8x8x7)/Cube 0: Measurement grid: dx=4mm, dy=4mm, dz=1.4mm, Graded Ratio:1.4

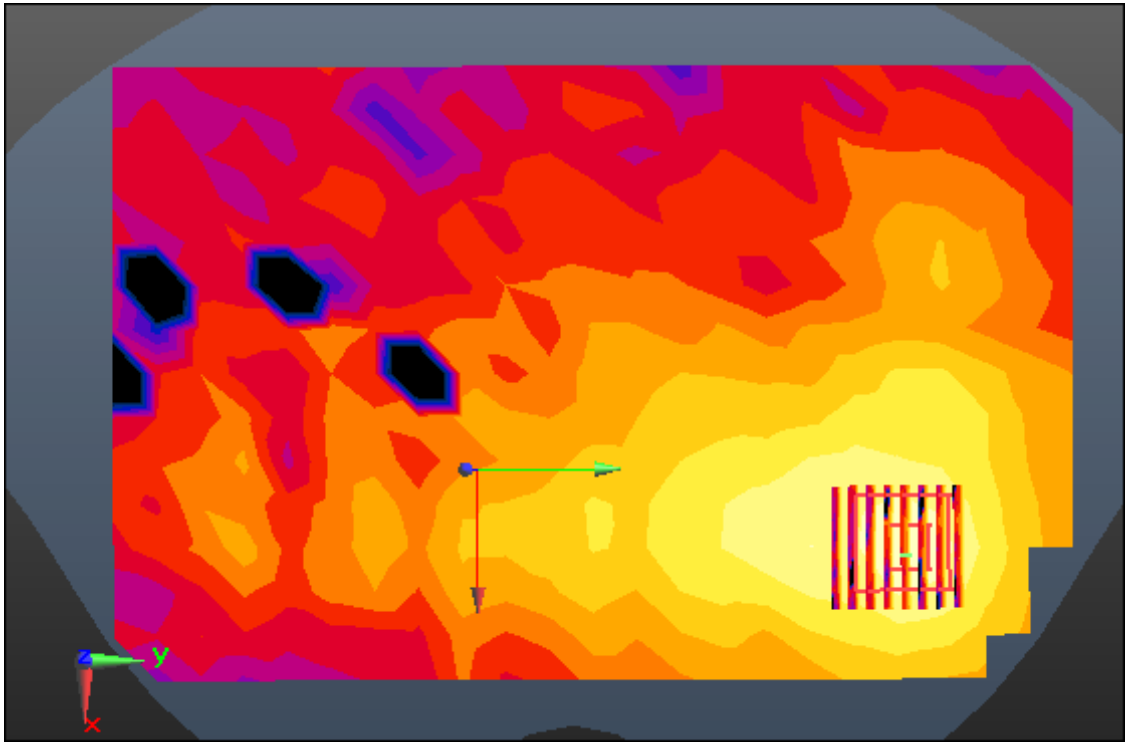
Power Drift = -0.01 dB

Peak SAR (extrapolated) = 0.544 W/kg

SAR(1 g) = 0.165 W/kg; SAR(10 g) = 0.060 W/kg



0 dB = 0.355 W/kg



Enlarge Plot for A68

DT&C Co., Ltd.

DUT: LM-G910EMW; Type: Bar

Communication System: UID 0, W-LAN 5.8G(802.11a/n/ac) (0); Frequency: 5745 MHz; Duty Cycle: 1:1

Medium parameters used: $f = 5745$ MHz; $\sigma = 6.105$ S/m; $\epsilon_r = 49.111$; $\rho = 1000$ kg/m³

Phantom section: Flat Section

DASY5 Configuration:

Probe: EX3DV4 - SN3916; ConvF(4.18, 4.18, 4.18); Calibrated: 4/27/2020 Electronics: DAE4 Sn1396

Sensor-Surface: 1.4mm (Mechanical Surface Detection)

Phantom: SAM with CRP v5.0(Right); Type: QD000P40CD; Serial: 1220

Measurement SW: DASY52, Version 52.10 (3); SEMCAD X Version 14.6.13 (7474)

Test Date: 2020-06-30; Ambient Temp: 20.8; Tissue Temp: 20.5

1 cm space from Body, Rear, W-LAN(802.11a) Ch. 149, Ant Internal, Ant.2

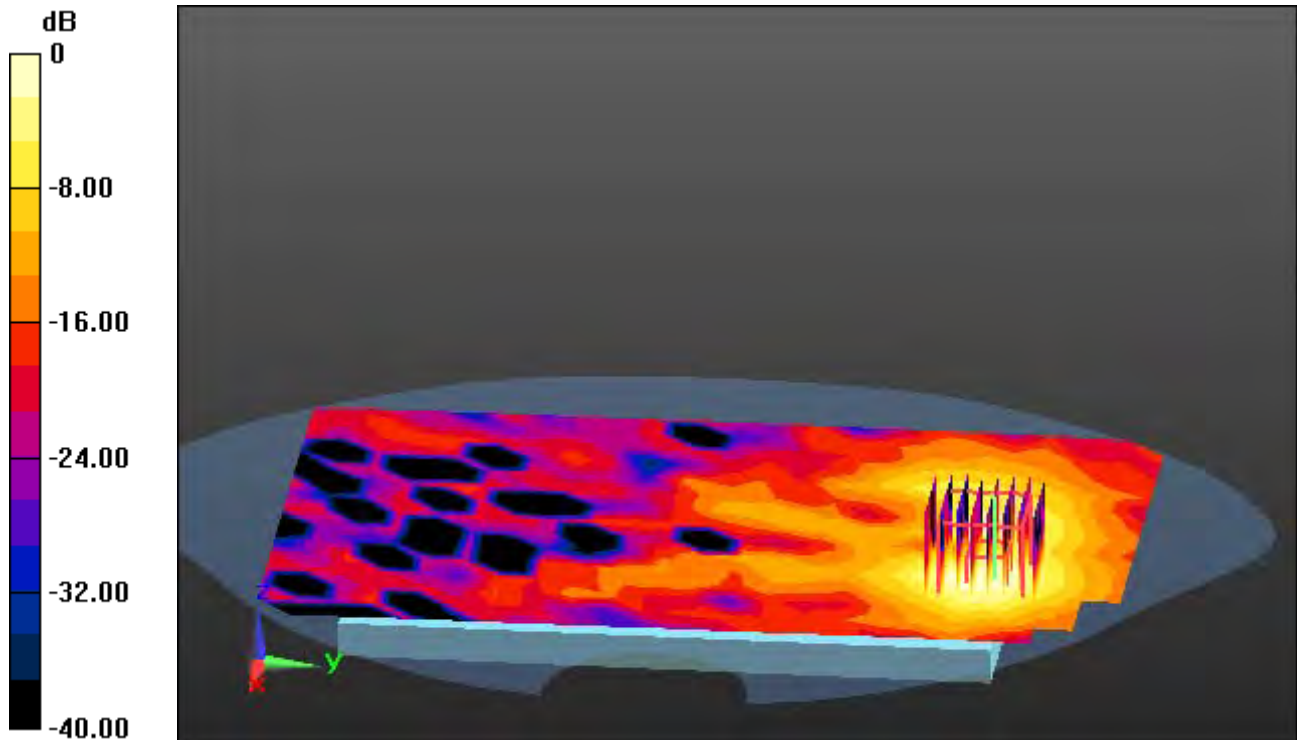
Area Scan (15x23x1): Measurement grid: dx=10mm, dy=10mm

Zoom Scan (8x8x7)/Cube 0: Measurement grid: dx=4mm, dy=4mm, dz=1.4mm, Graded Ratio:1.4

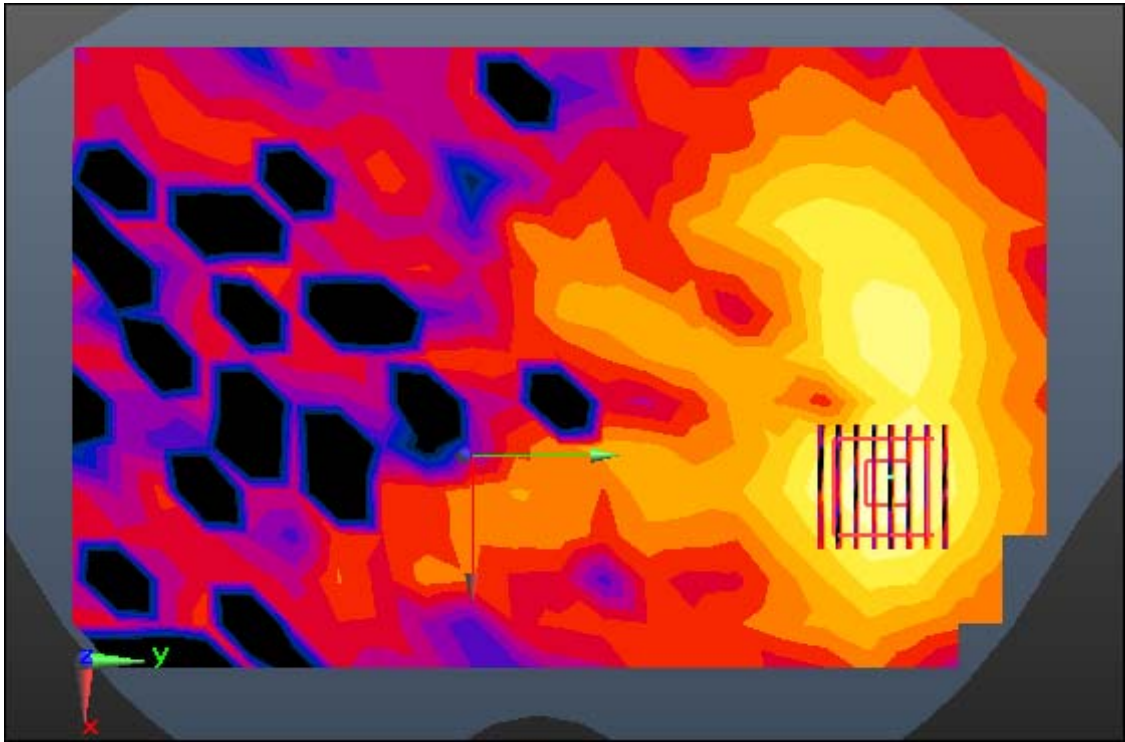
Power Drift = -0.07 dB

Peak SAR (extrapolated) = 0.444 W/kg

SAR(1 g) = 0.136 W/kg; SAR(10 g) = 0.048 W/kg



0 dB = 0.288 W/kg



Enlarge Plot for A69

DT&C Co., Ltd.

DUT: LM-G910EMW; Type: Bar

Communication System: UID 0, W-LAN 5.8G(802.11a/n/ac) (0); Frequency: 5785 MHz; Duty Cycle: 1:1

Medium parameters used: $f = 5785$ MHz; $\sigma = 6.162$ S/m; $\epsilon_r = 49.062$; $\rho = 1000$ kg/m³

Phantom section: Flat Section

DASY5 Configuration:

Probe: EX3DV4 - SN3916; ConvF(4.18, 4.18, 4.18); Calibrated: 4/27/2020 Electronics: DAE4 Sn1396

Sensor-Surface: 1.4mm (Mechanical Surface Detection)

Phantom: SAM with CRP v5.0(Right); Type: QD000P40CD; Serial: 1220

Measurement SW: DASY52, Version 52.10 (3); SEMCAD X Version 14.6.13 (7474)

Test Date: 2020-06-30; Ambient Temp: 20.8; Tissue Temp: 20.5

1 cm space from Body, Rear, W-LAN(802.11a) Ch. 157, Ant Internal, MIMO

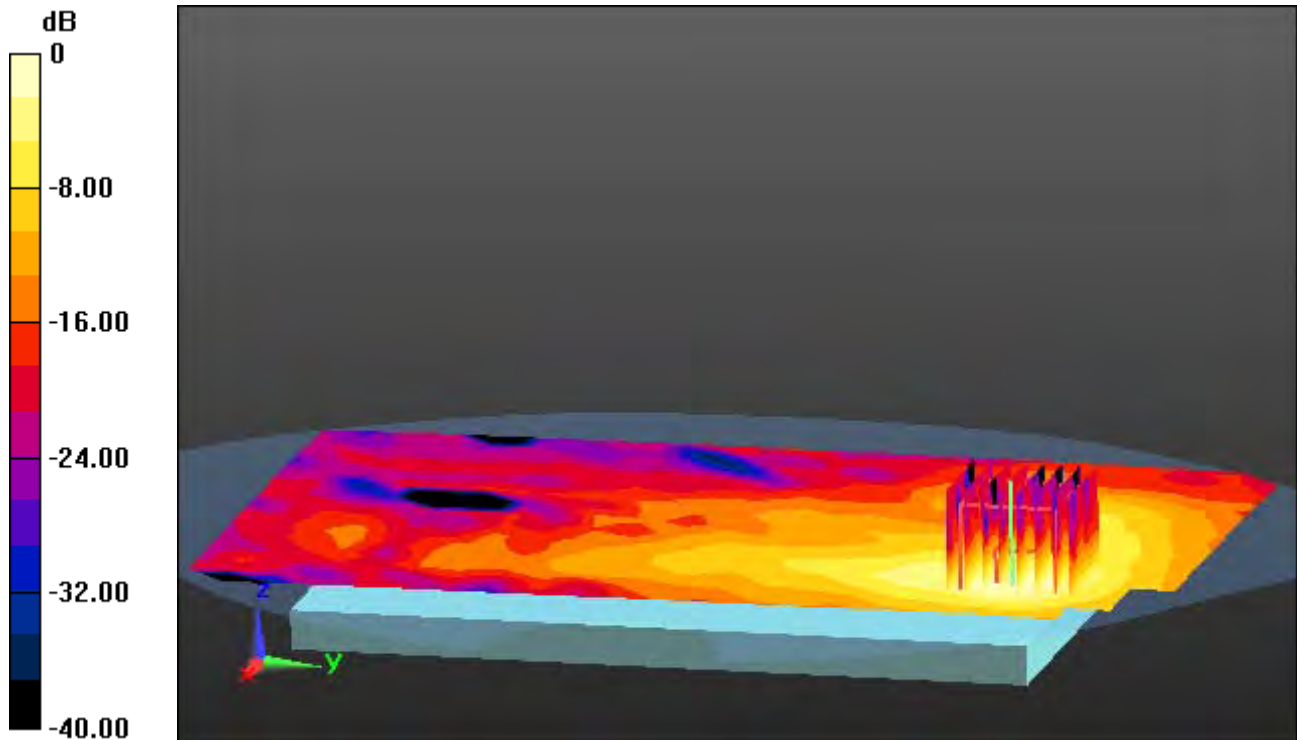
Area Scan (15x23x1): Measurement grid: dx=10mm, dy=10mm

Zoom Scan (8x8x7)/Cube 0: Measurement grid: dx=4mm, dy=4mm, dz=1.4mm, Graded Ratio:1.4

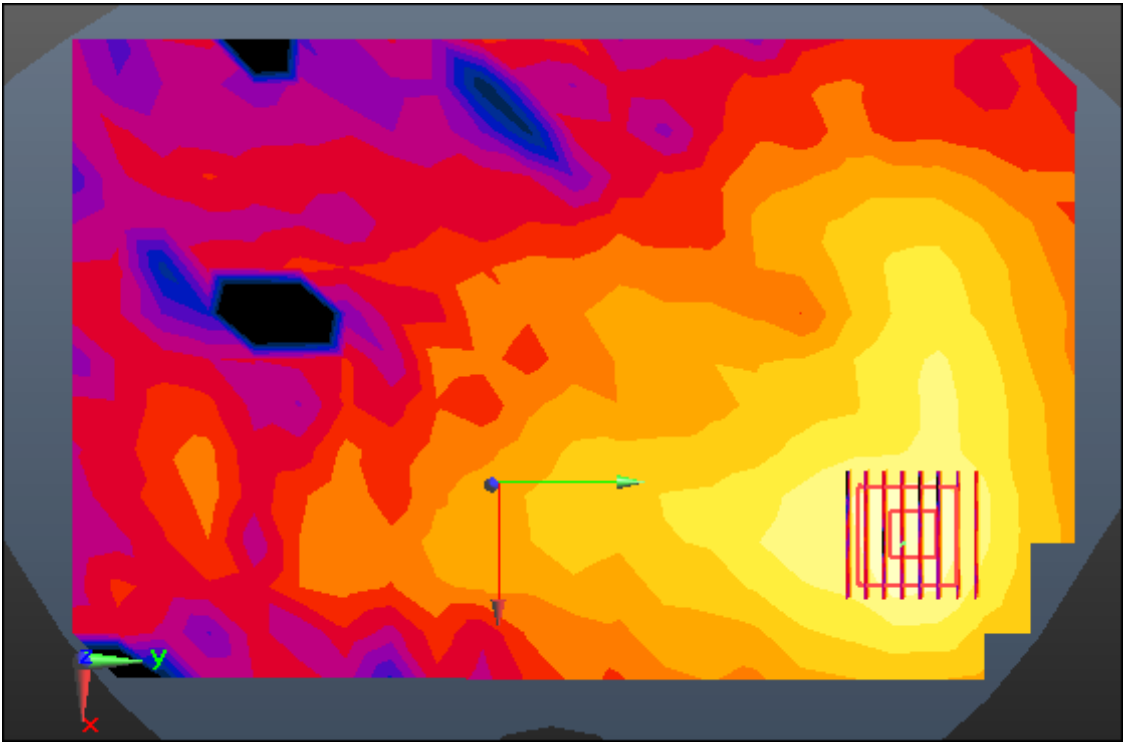
Power Drift = 0.01 dB

Peak SAR (extrapolated) = 0.870 W/kg

SAR(1 g) = 0.285 W/kg; SAR(10 g) = 0.108 W/kg



0 dB = 0.578 W/kg



Enlarge Plot for A70

DT&C Co., Ltd.

DUT: LM-G910EMW; Type: Bar

Communication System: UID 0, Bluetooth (0); Frequency: 2441 MHz; Duty Cycle: 1:1.302

Medium parameters used: $f = 2441$ MHz; $\sigma = 1.977$ S/m; $\epsilon_r = 52.114$; $\rho = 1000$ kg/m³

Phantom section: Flat Section

DASY5 Configuration:

Probe: EX3DV4 - SN3866; ConvF(7.36, 7.36, 7.36); Calibrated: 5/27/2020 Electronics: DAE4 Sn1453

Sensor-Surface: 2mm (Mechanical Surface Detection)

Phantom: SAM with CRP v5.0; Type: QD000P40CD; Serial: TP:1837

Measurement SW: DASY52, Version 52.10 (3); SEMCAD X Version 14.6.13 (7474)

Test Date: 2020-06-16; Ambient Temp: 20.4; Tissue Temp: 20.3

1 cm space from Body, Left, Bluetooth 1Mbps Ch. 39, Ant Internal

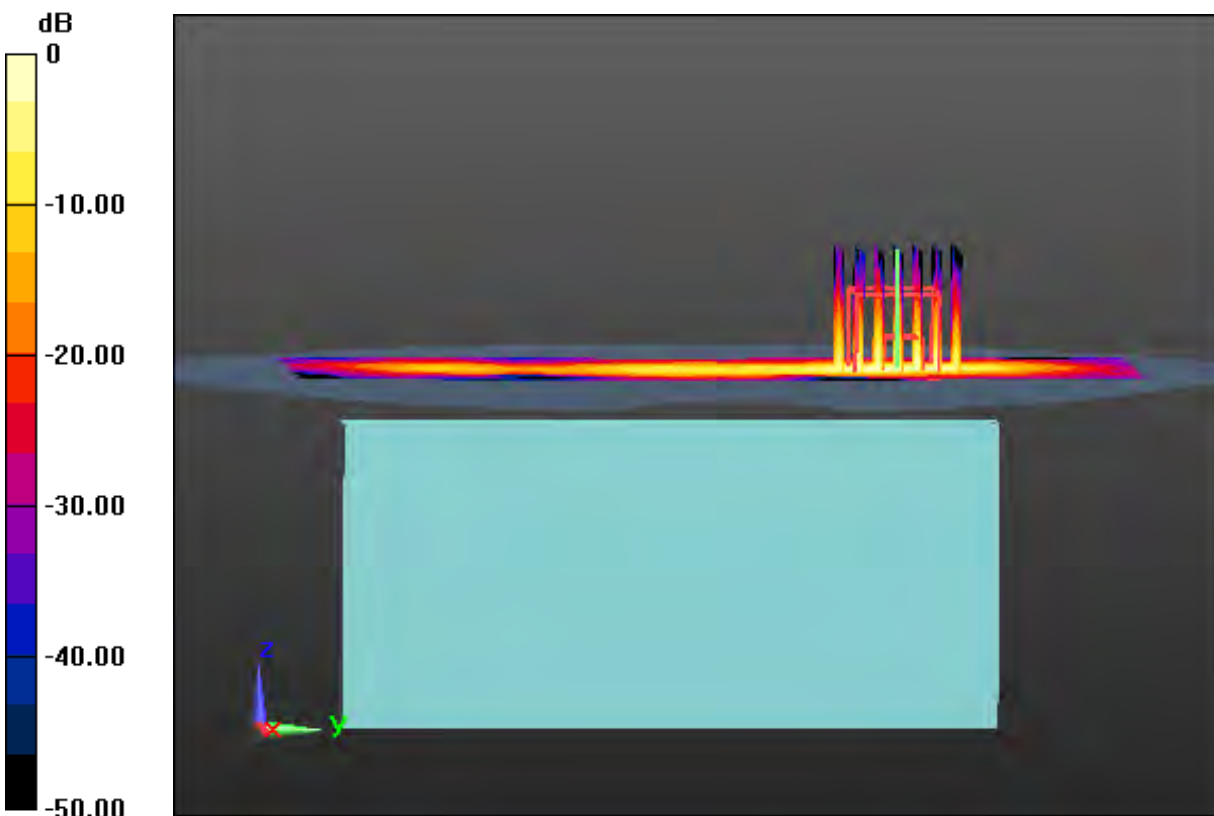
Area Scan (7x19x1): Measurement grid: dx=12mm, dy=12mm

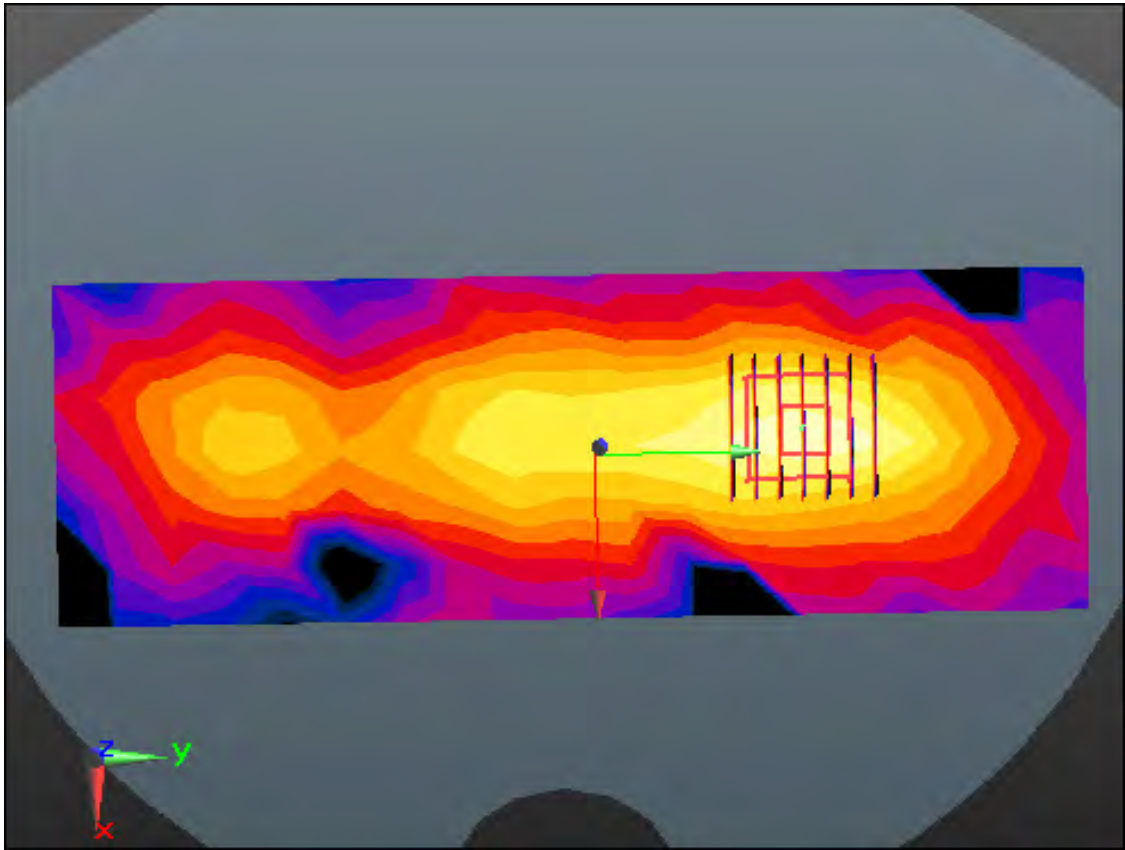
Zoom Scan (7x7x7)/Cube 0: Measurement grid: dx=5mm, dy=5mm, dz=5mm

Power Drift = 0.03 dB

Peak SAR (extrapolated) = 0.0910 W/kg

SAR(1 g) = 0.043 W/kg; SAR(10 g) = 0.018 W/kg





Enlarged Plot for A71

DT&C Co., Ltd.

DUT: LM-G910HMW; Type: Bar

Communication System: UID 0, WCDMA Band 4 (FCC) (0); Frequency: 1752.6 MHz; Duty Cycle: 1:1
Medium parameters used: $f = 1752.6$ MHz; $\sigma = 1.513$ S/m; $\epsilon_r = 51.399$; $\rho = 1000$ kg/m³
Phantom section: Flat Section

DASY5 Configuration:

Probe: ES3DV3 - SN3328; ConvF(4.98, 4.98, 4.98); Calibrated: 3/25/2020 Electronics: DAE4 Sn1335
Sensor-Surface: 3mm (Mechanical Surface Detection)
Phantom: SAM-twin right_2013_09_24; Type: QD000P40CD; Serial: TP:1783
Measurement SW: DASY52, Version 52.10 (3); SEMCAD X Version 14.6.13 (7474)

Test Date: 2020-06-23; Ambient Temp: 20.4; Tissue Temp: 20.3

Touch from Body, Bottom, WCDMA Band 4 Ch. 1513, Ant Internal

Sensor On

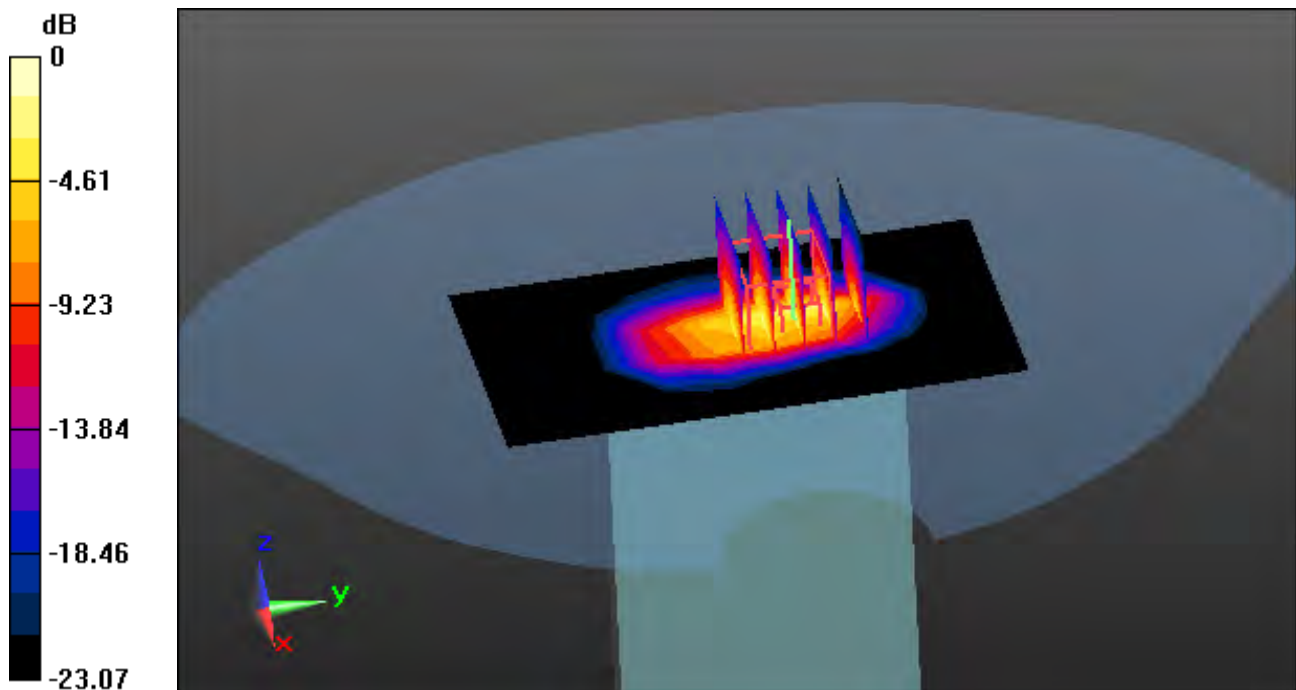
Area Scan (6x10x1): Measurement grid: dx=15mm, dy=15mm

Zoom Scan (5x5x7)/Cube 0: Measurement grid: dx=8mm, dy=8mm, dz=5mm

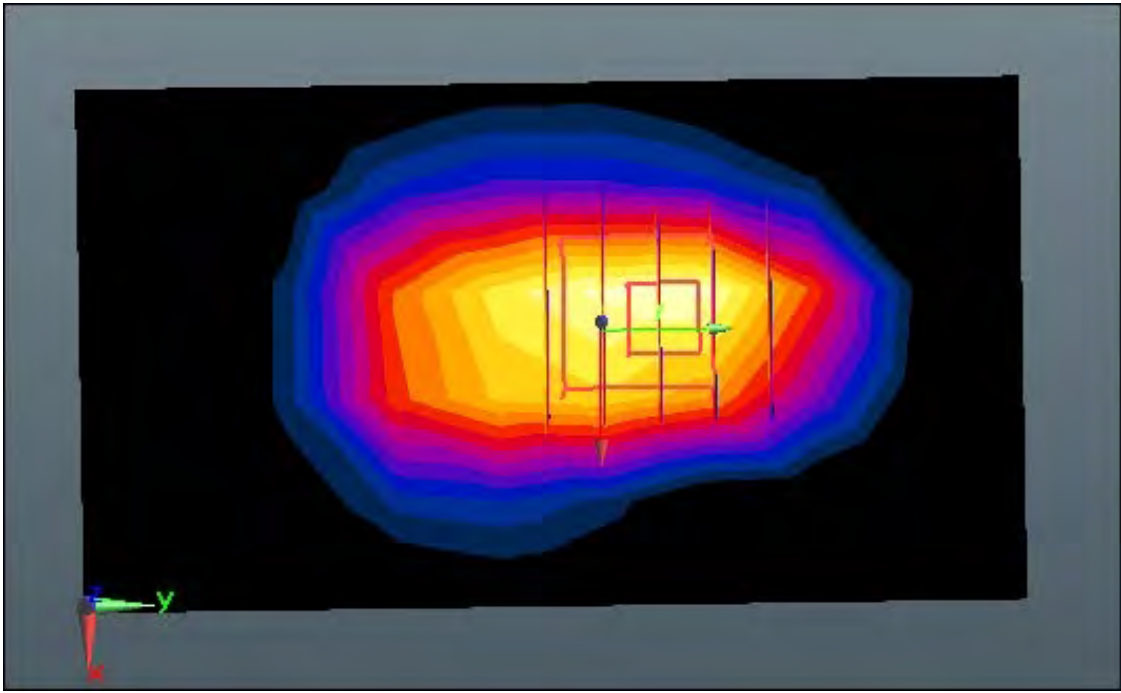
Power Drift = 0.08 dB

Peak SAR (extrapolated) = 11.3 W/kg

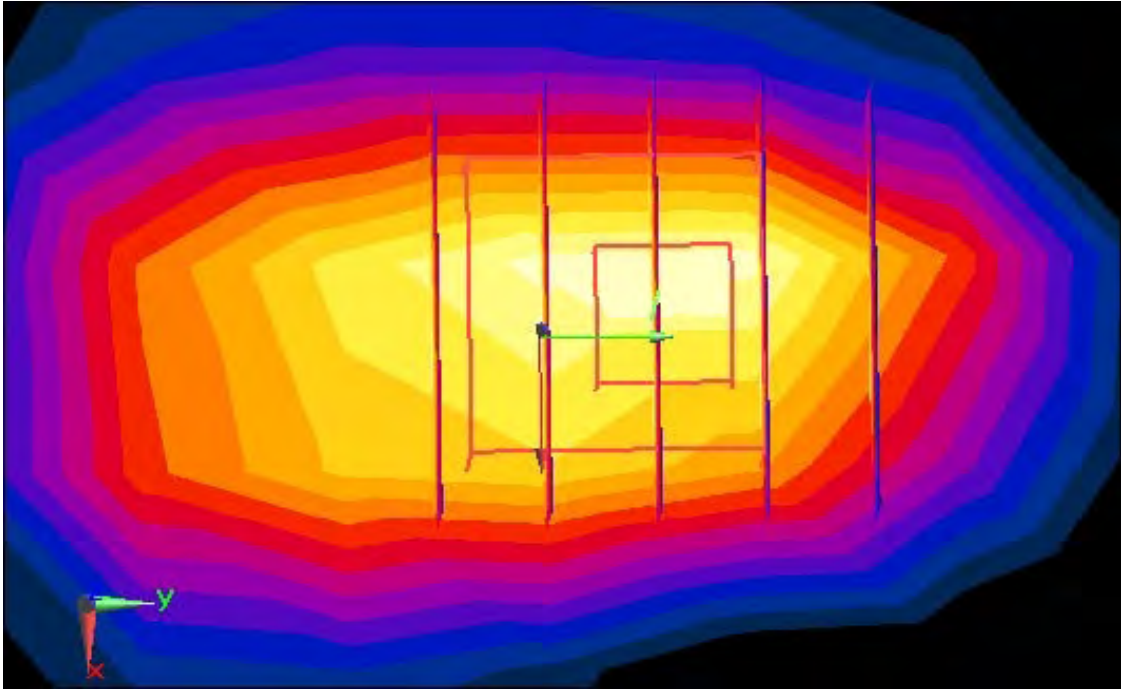
SAR(1 g) = 4.84 W/kg; SAR(10 g) = 1.96 W/kg



0 dB = 6.96 W/kg



Enlarged Plot for A72



Enlarged Plot for A72

DT&C Co., Ltd.

DUT: LM-G910EMW; Type: Bar

Communication System: UID 0, WCDMA 1900 (0); Frequency: 1880 MHz; Duty Cycle: 1:1
Medium parameters used: $f = 1880$ MHz; $\sigma = 1.504$ S/m; $\epsilon_r = 53.86$; $\rho = 1000$ kg/m³
Phantom section: Flat Section

DASY5 Configuration:

Probe: EX3DV4 - SN3933; ConvF(8.15, 8.15, 8.15); Calibrated: 9/27/2019 Electronics: DAE3 Sn520
Sensor-Surface: 2mm (Mechanical Surface Detection)
Phantom: SAM with CRP_2013_10_08_right; Type: QD000P40CD; Serial: TP:1785
Measurement SW: DASY52, Version 52.10 (3); SEMCAD X Version 14.6.13 (7474)

Test Date: 2020-06-22; Ambient Temp: 20.7; Tissue Temp: 21.1

Touch from Body, Bottom, WCDMA Band 2 Ch. 9400, Ant Internal

Sensor On

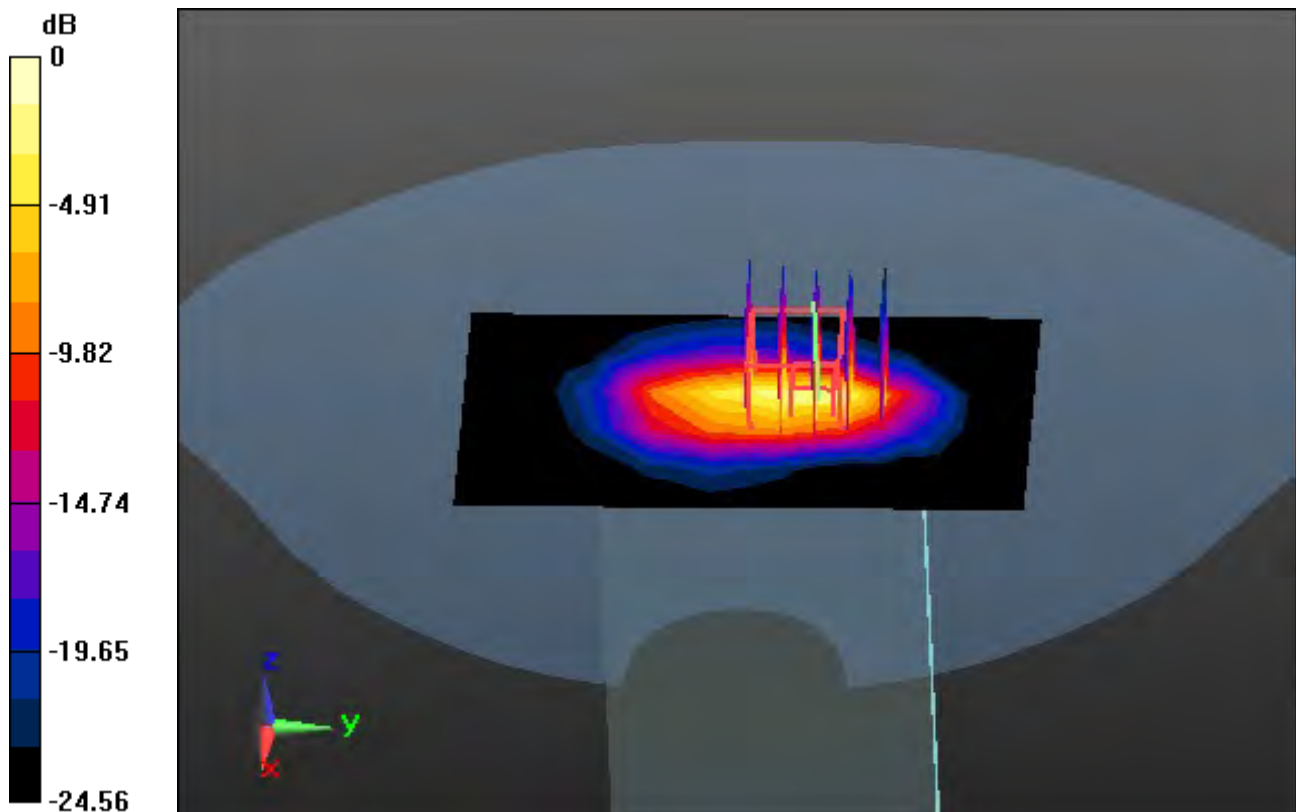
Area Scan (6x10x1): Measurement grid: dx=15mm, dy=15mm

Zoom Scan (5x5x7)/Cube 0: Measurement grid: dx=8mm, dy=8mm, dz=5mm

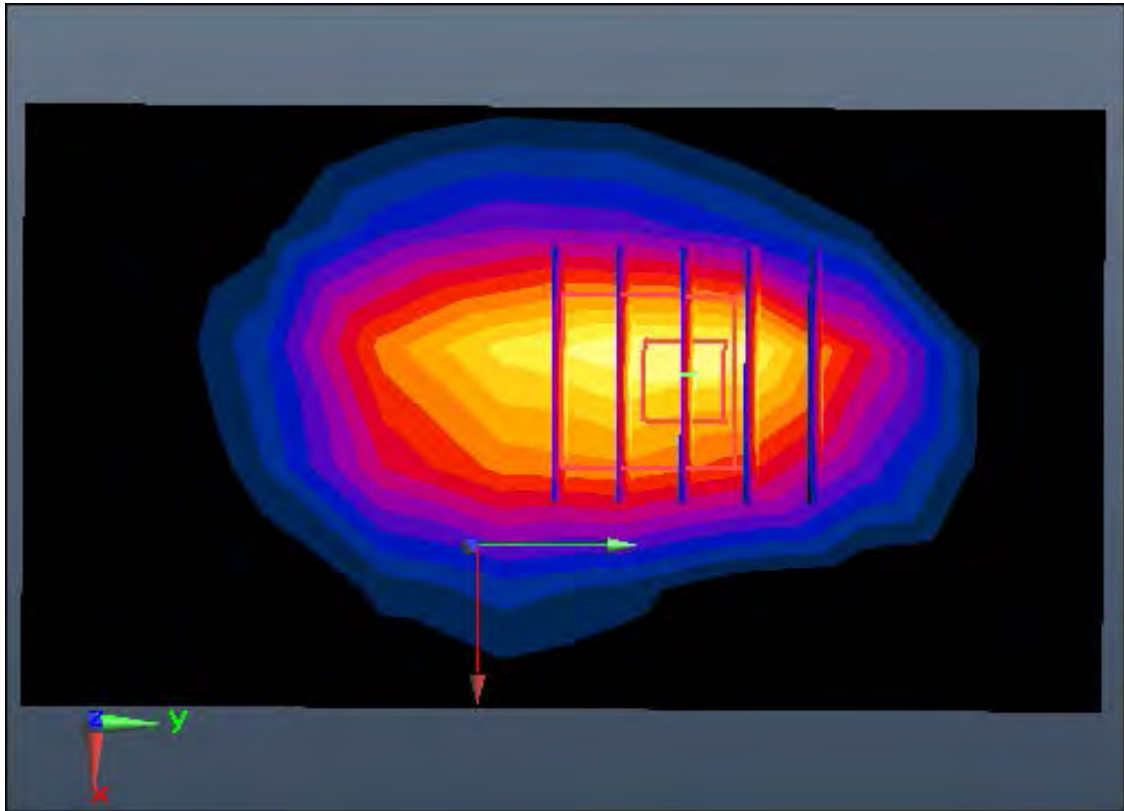
Power Drift = 0.06 dB

Peak SAR (extrapolated) = 10.1 W/kg

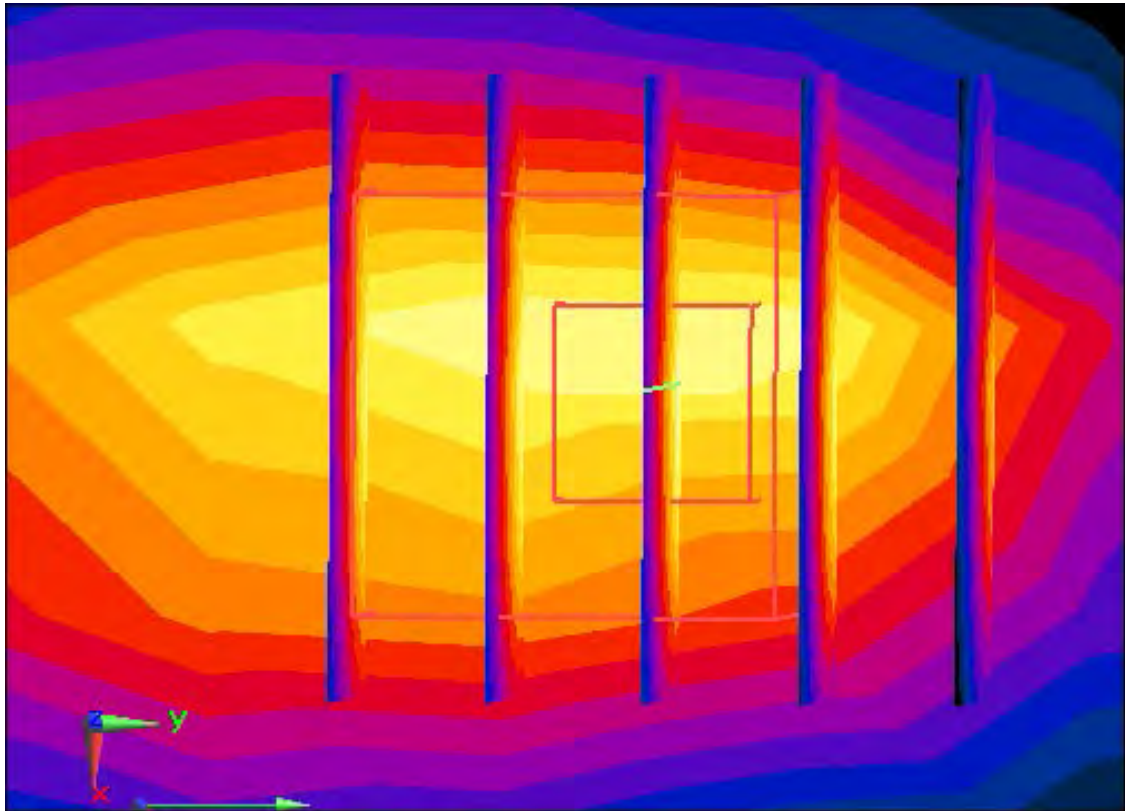
SAR(1 g) = 4.15 W/kg; SAR(10 g) = 1.7 W/kg



0 dB = 7.42 W/kg



Enlarged Plot for A73



Enlarged Plot for A73

DT&C Co., Ltd.

DUT: LM-G910EMW; Type: Bar

Communication System: UID 0, LTE Band 66 (0); Frequency: 1770 MHz; Duty Cycle: 1:1
Medium parameters used: $f = 1770$ MHz; $\sigma = 1.534$ S/m; $\epsilon_r = 51.384$; $\rho = 1000$ kg/m³
Phantom section: Flat Section

DASY5 Configuration:

Probe: ES3DV3 - SN3328; ConvF(4.98, 4.98, 4.98); Calibrated: 3/25/2020 Electronics: DAE4 Sn1335
Sensor-Surface: 3mm (Mechanical Surface Detection)
Phantom: SAM-twin right_2013_09_24; Type: QD000P40CD; Serial: TP:1783
Measurement SW: DASY52, Version 52.10 (3); SEMCAD X Version 14.6.13 (7474)

Test Date: 2020-06-23; Ambient Temp: 20.4; Tissue Temp: 20.3

Touch From Body, Bottom, LTE Band 66 Ch. 132572, Ant Internal

Mode : BandWidth 20 MHz, QPSK, RB Size: 1

Sensor On

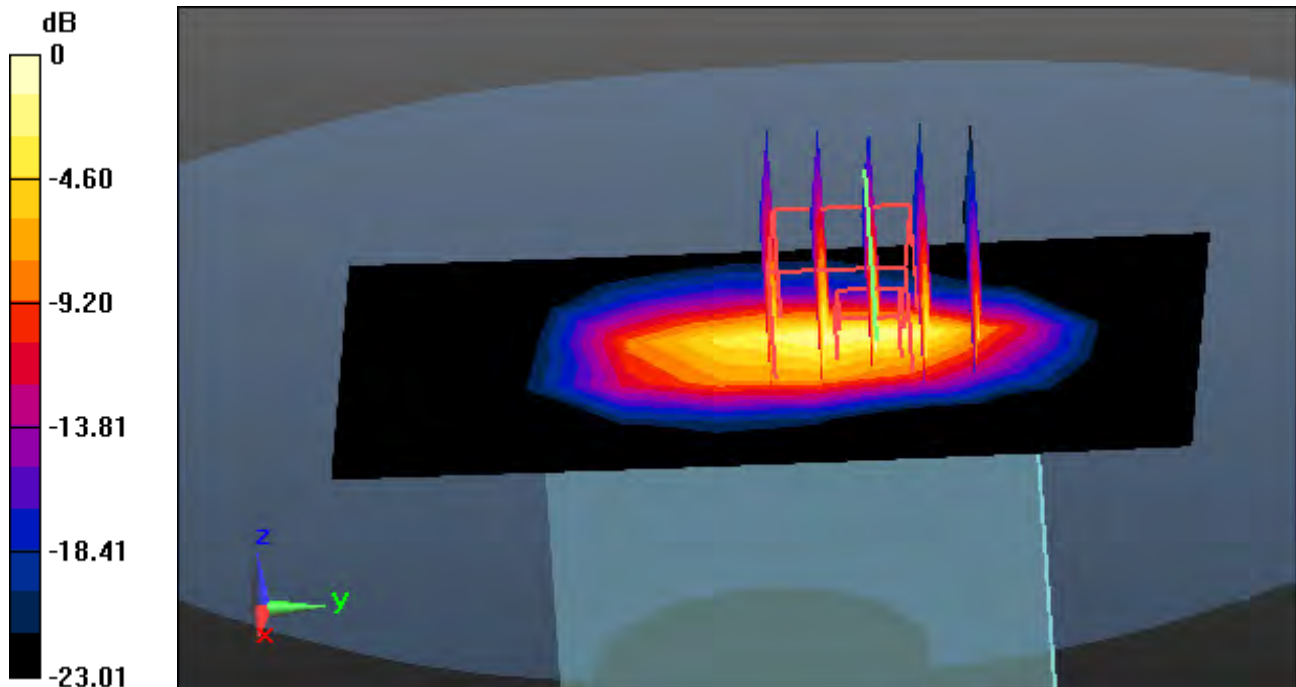
Area Scan (6x10x1): Measurement grid: dx=15mm, dy=15mm

Zoom Scan (5x5x7)/Cube 0: Measurement grid: dx=8mm, dy=8mm, dz=5mm

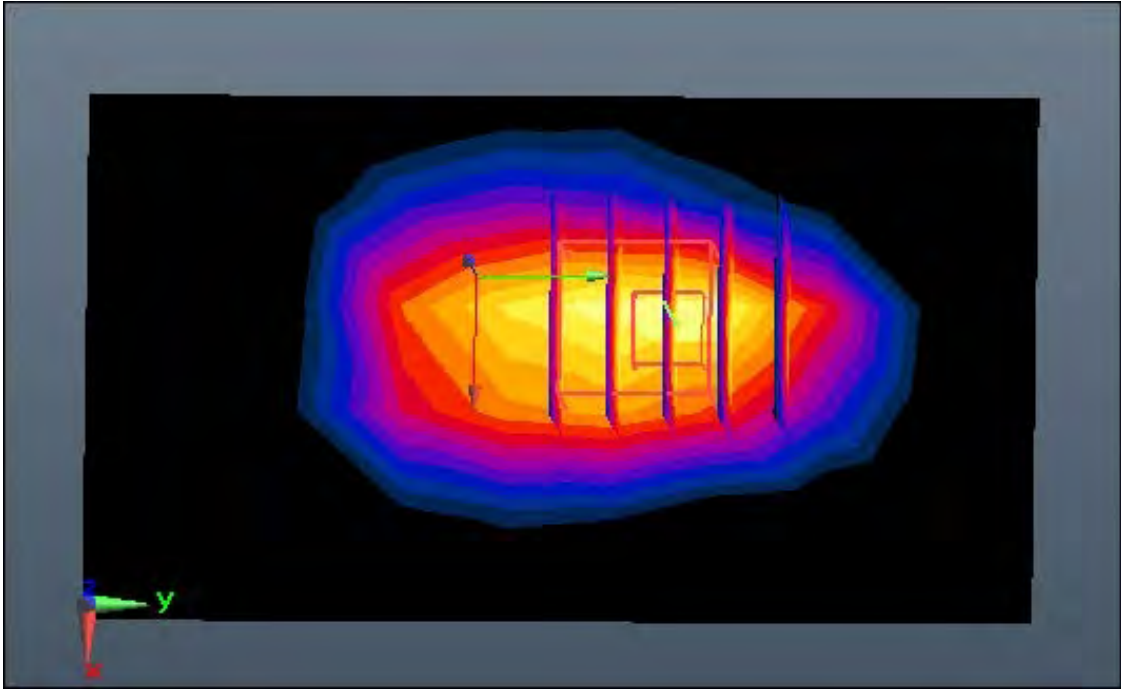
Power Drift = -0.17 dB

Peak SAR (extrapolated) = 10.9 W/kg

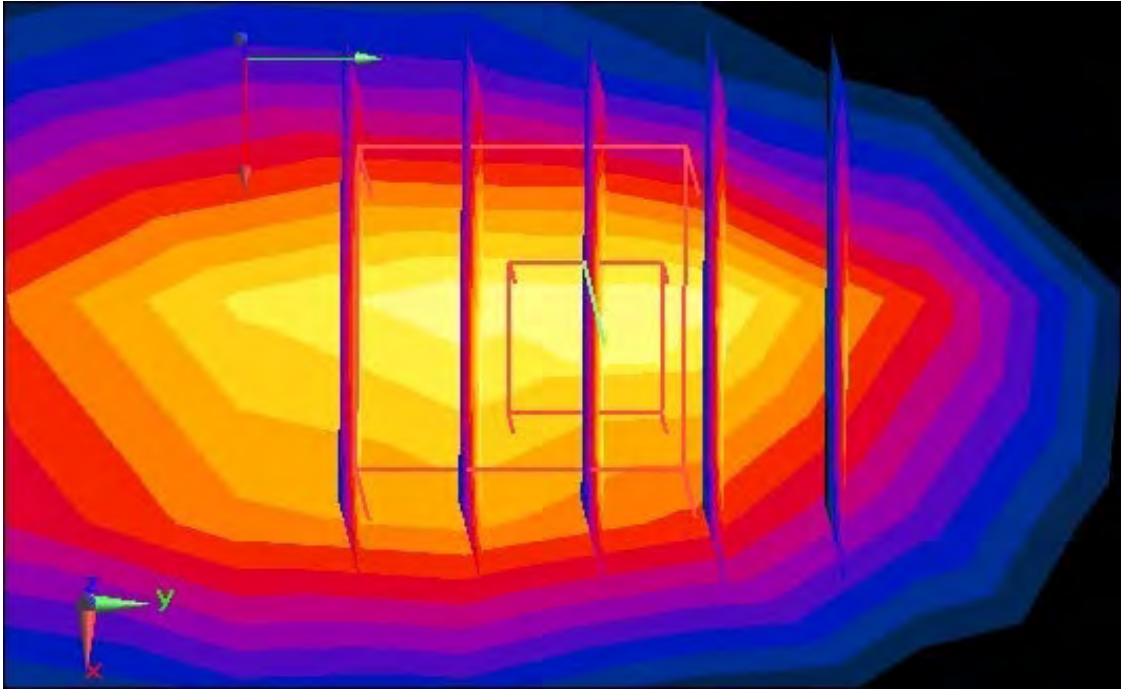
SAR(1 g) = 4.54 W/kg; SAR(10 g) = 1.9 W/kg



0 dB = 6.10 W/kg



Enlarged Plot for A74



Enlarged Plot for A74

DT&C Co., Ltd.

DUT: LM-G910EMW; Type: Bar

Communication System: UID 0, LTE Band 2 (0); Frequency: 1900 MHz; Duty Cycle: 1:1
Medium parameters used: $f = 1900$ MHz; $\sigma = 1.523$ S/m; $\epsilon_r = 53.793$; $\rho = 1000$ kg/m³
Phantom section: Flat Section

DASY5 Configuration:

Probe: EX3DV4 - SN3933; ConvF(8.15, 8.15, 8.15); Calibrated: 9/27/2019 Electronics: DAE3 Sn520
Sensor-Surface: 2mm (Mechanical Surface Detection)
Phantom: SAM with CRP_2013_10_08_right; Type: QD000P40CD; Serial: TP:1785
Measurement SW: DASY52, Version 52.10 (3); SEMCAD X Version 14.6.13 (7474)

Test Date: 2020-06-22; Ambient Temp: 20.7; Tissue Temp: 21.1

Touch from Body, Bottom, LTE Band 2 Ch. 19100, Ant Internal

Mode : BandWidth 20 MHz, QPSK, RB Size: 1

Sensor On

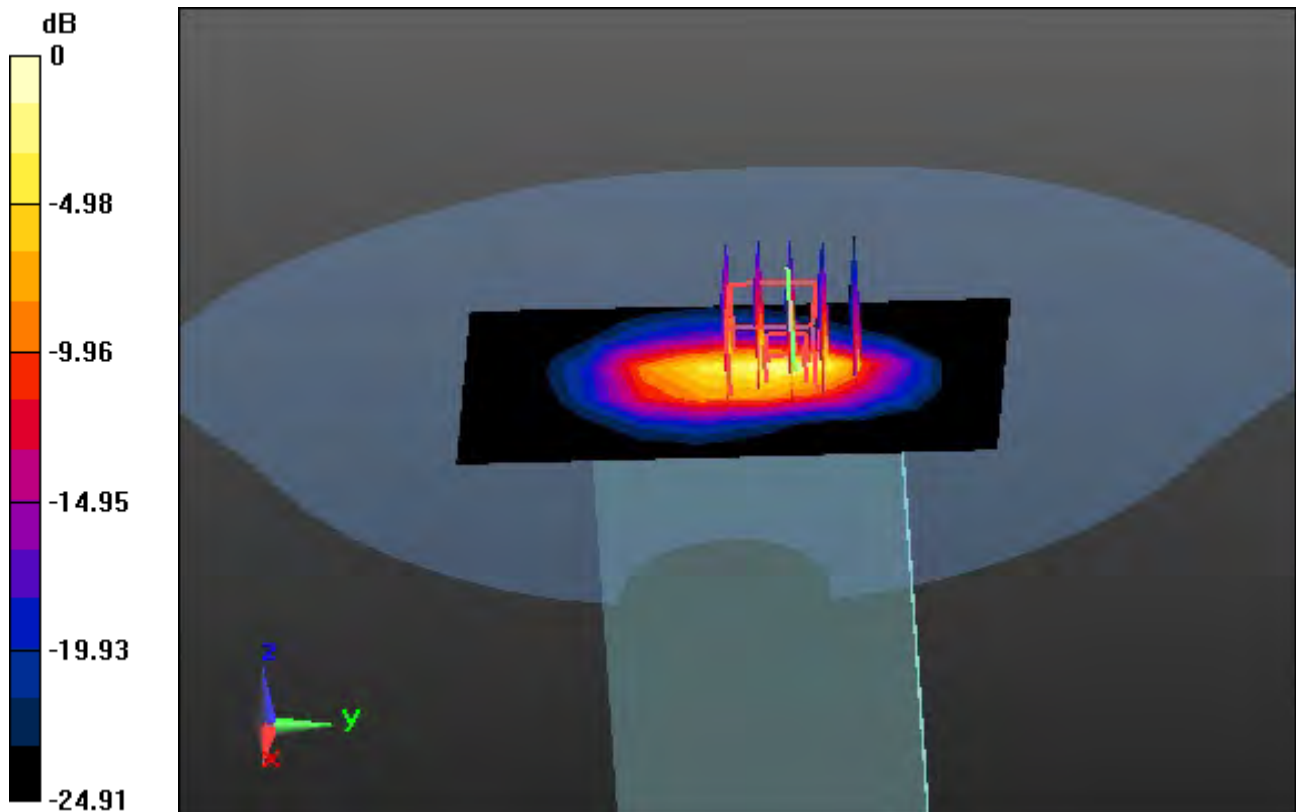
Area Scan (6x10x1): Measurement grid: dx=15mm, dy=15mm

Zoom Scan (5x5x7)/Cube 0: Measurement grid: dx=8mm, dy=8mm, dz=5mm

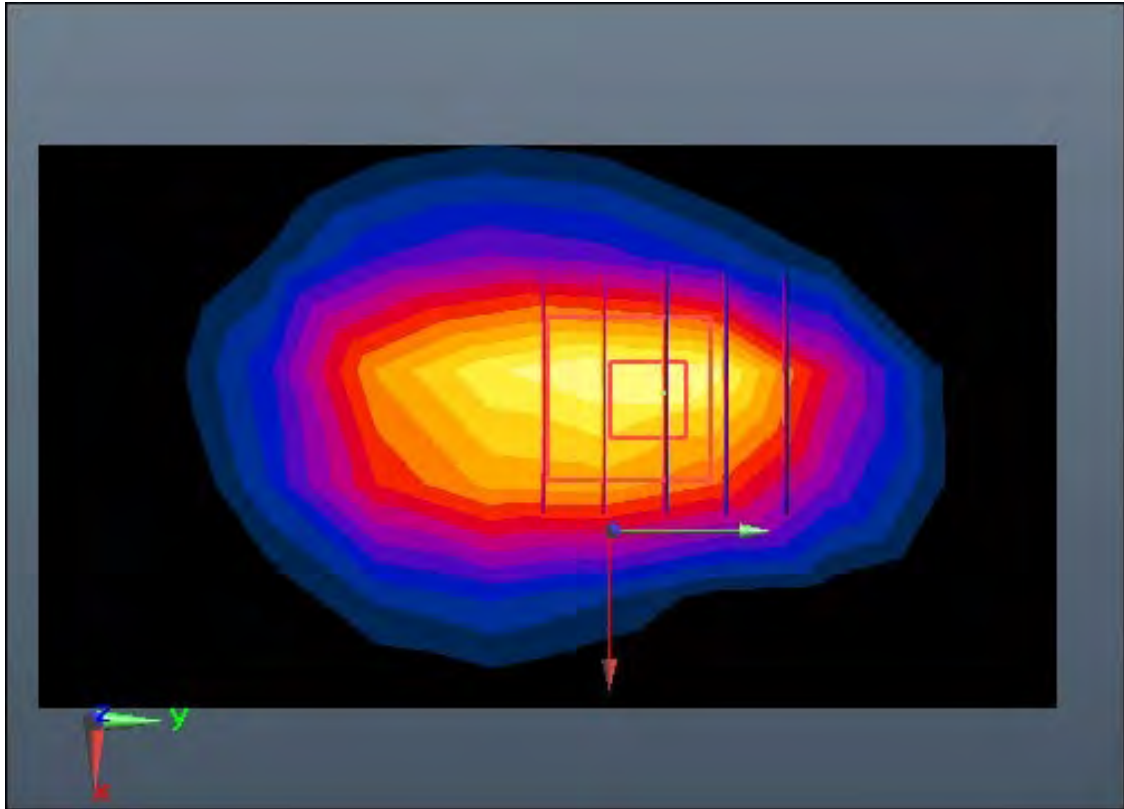
Power Drift = 0.17 dB

Peak SAR (extrapolated) = 10.0 W/kg

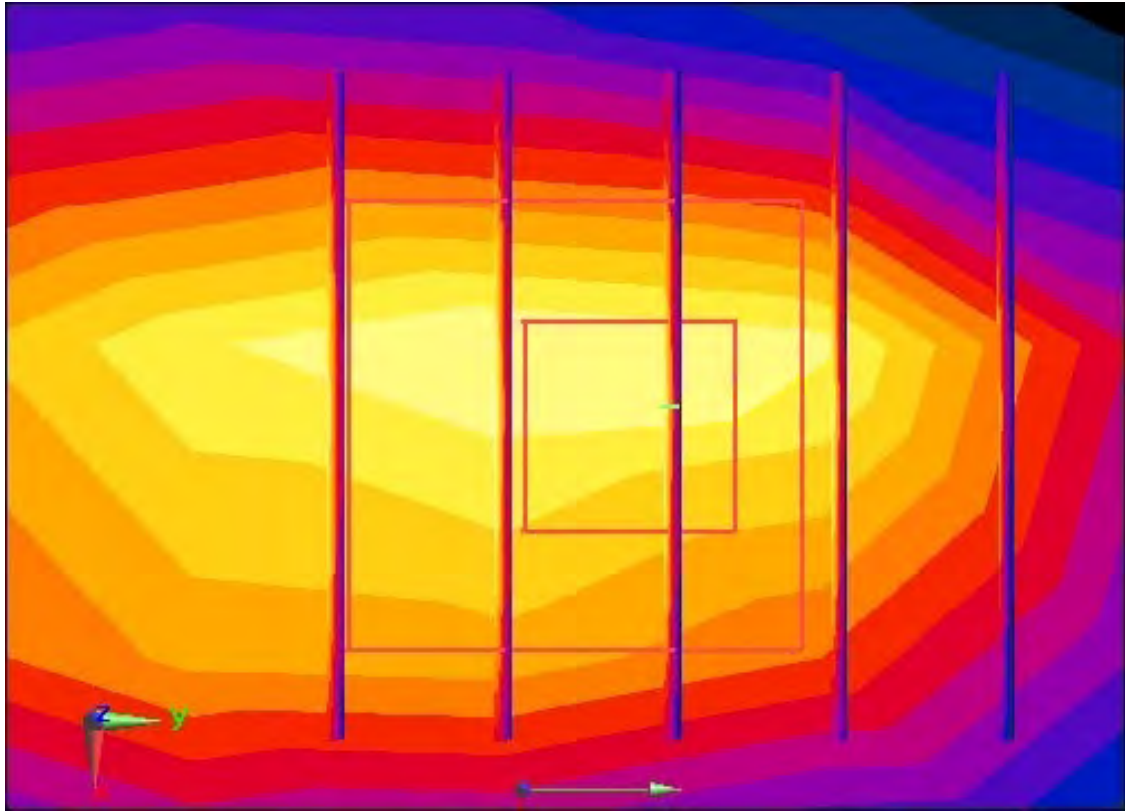
SAR(1 g) = 4.12 W/kg; SAR(10 g) = 1.7 W/kg



0 dB = 7.38 W/kg



Enlarged Plot for A75



Enlarged Plot for A75

DT&C Co., Ltd

DUT: LM-G910EMW; Type: Bar

Communication System: UID 0, LTE Band 7 (FCC) (0); Frequency: 2510 MHz; Duty Cycle: 1:1

Medium parameters used: $f = 2510 \text{ MHz}$; $\sigma = 2.021 \text{ S/m}$; $\epsilon_r = 51.243$; $\rho = 1000 \text{ kg/m}^3$

Phantom section: Flat Section

DASY5 Configuration:

Probe: EX3DV4 - SN3866; ConvF(7.19, 7.19, 7.19); Calibrated: 5/27/2020 Electronics: DAE4 Sn1453

Sensor-Surface: 2mm (Mechanical Surface Detection)

Phantom: SAM with CRP v5.0; Type: QD000P40CD; Serial: TP:1837

Measurement SW: DASY52, Version 52.10 (3); SEMCAD X Version 14.6.13 (7474)

Test Date: 2020-06-17; Ambient Temp: 20.9; Tissue Temp: 20.7

Touch from Body, Bottom, LTE Band 7 Ch. 20850, Ant Internal

Mode : BandWidth 20 MHz, QPSK, RB Size : 1

Sensor On

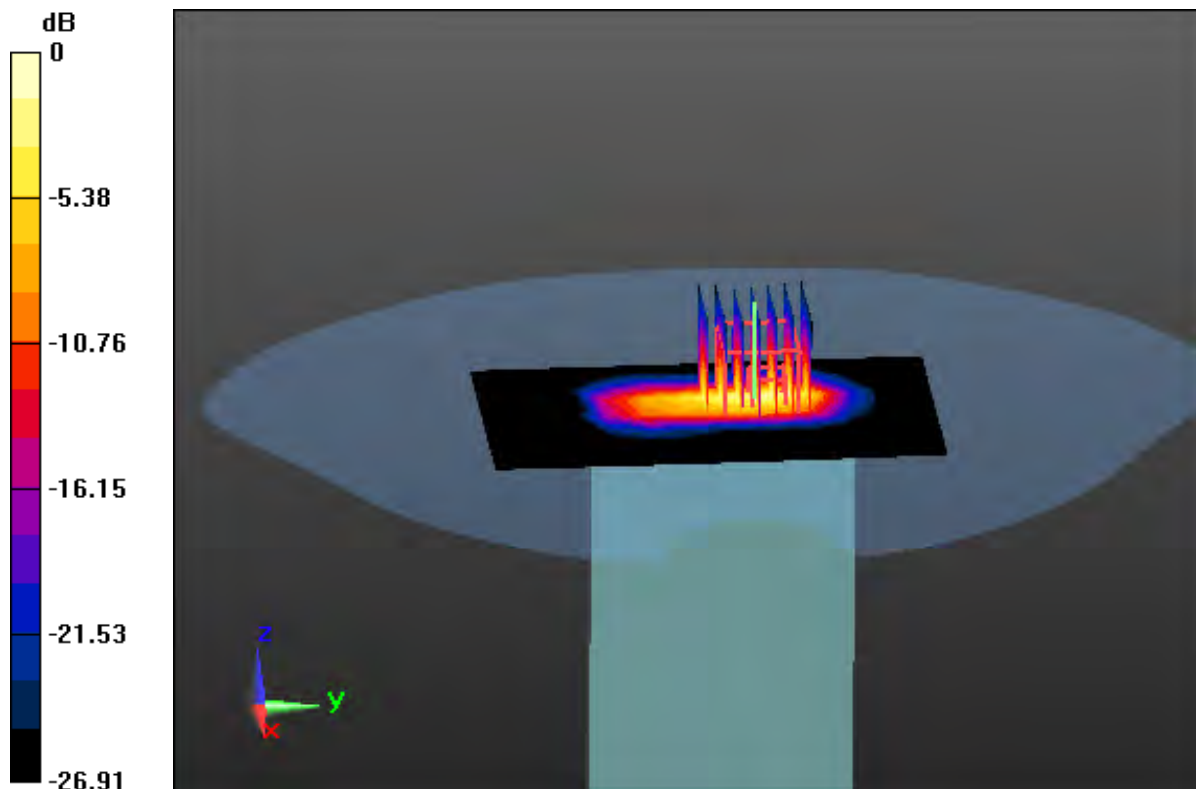
Area Scan (7x12x1): Measurement grid: $dx=12\text{mm}$, $dy=12\text{mm}$

Zoom Scan (7x7x7)/Cube 0: Measurement grid: $dx=5\text{mm}$, $dy=5\text{mm}$, $dz=5\text{mm}$

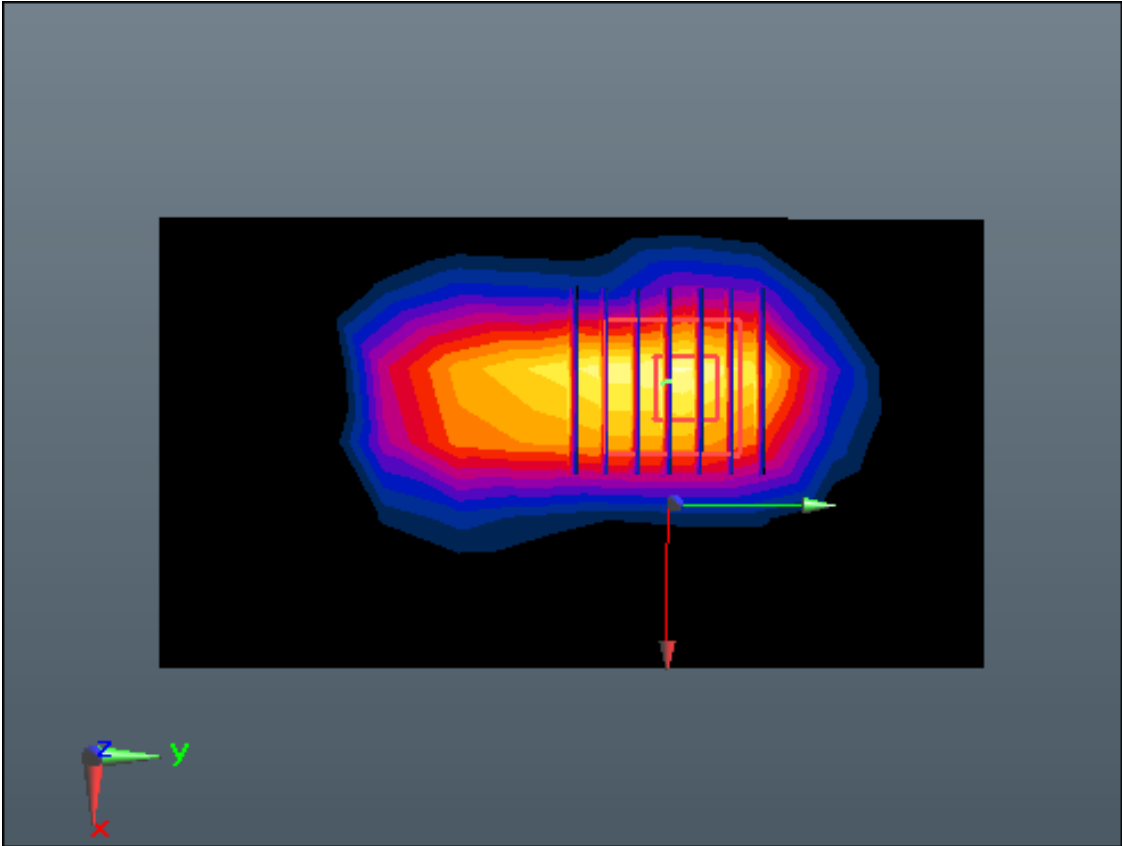
Power Drift = -0.09 dB

Peak SAR (extrapolated) = 20.5 W/kg

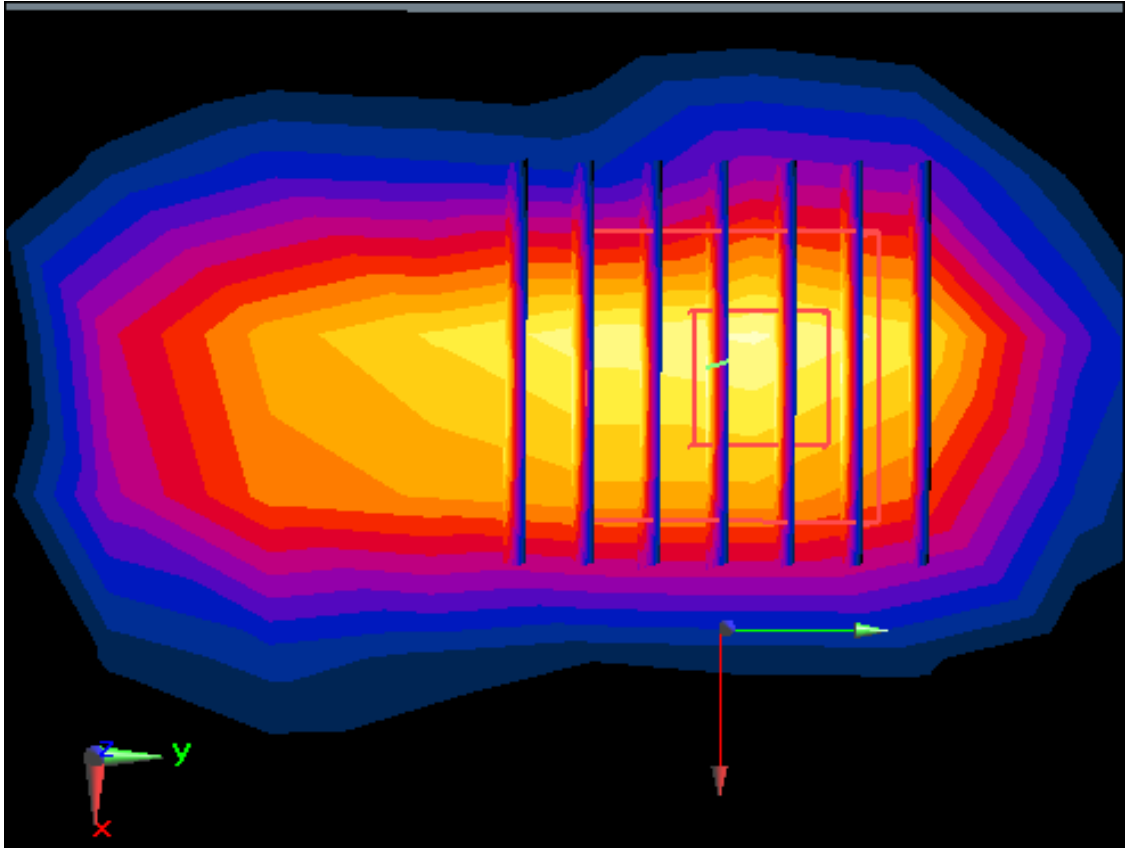
SAR(1 g) = 6.33 W/kg; SAR(10 g) = 2.19 W/kg



0 dB = 11.9 W/kg



Enlarged Plot for A76



Enlarged Plot for A76

DT&C Co., Ltd.

DUT: LM-G910HMW; Type: Bar

Communication System: UID 0, W-LAN_5300 (0); Frequency: 5260 MHz; Duty Cycle: 1:1

Medium parameters used: $f = 5260$ MHz; $\sigma = 5.499$ S/m; $\epsilon_r = 47.177$; $\rho = 1000$ kg/m³

Phantom section: Flat Section

DASY5 Configuration:

Probe: EX3DV4 - SN3916; ConvF(4.37, 4.37, 4.37); Calibrated: 4/27/2020 Electronics: DAE4 Sn1396

Sensor-Surface: 1.4mm (Mechanical Surface Detection)

Phantom: SAM with CRP v5.0(Right); Type: QD000P40CD; Serial: 1220

Measurement SW: DASY52, Version 52.10 (3); SEMCAD X Version 14.6.13 (7474)

Test Date: 2020-06-26; Ambient Temp: 20.7; Tissue Temp: 20.5

Touch from Body, Rear, W-LAN(802.11a) Ch. 52, Ant Internal, Ant.1

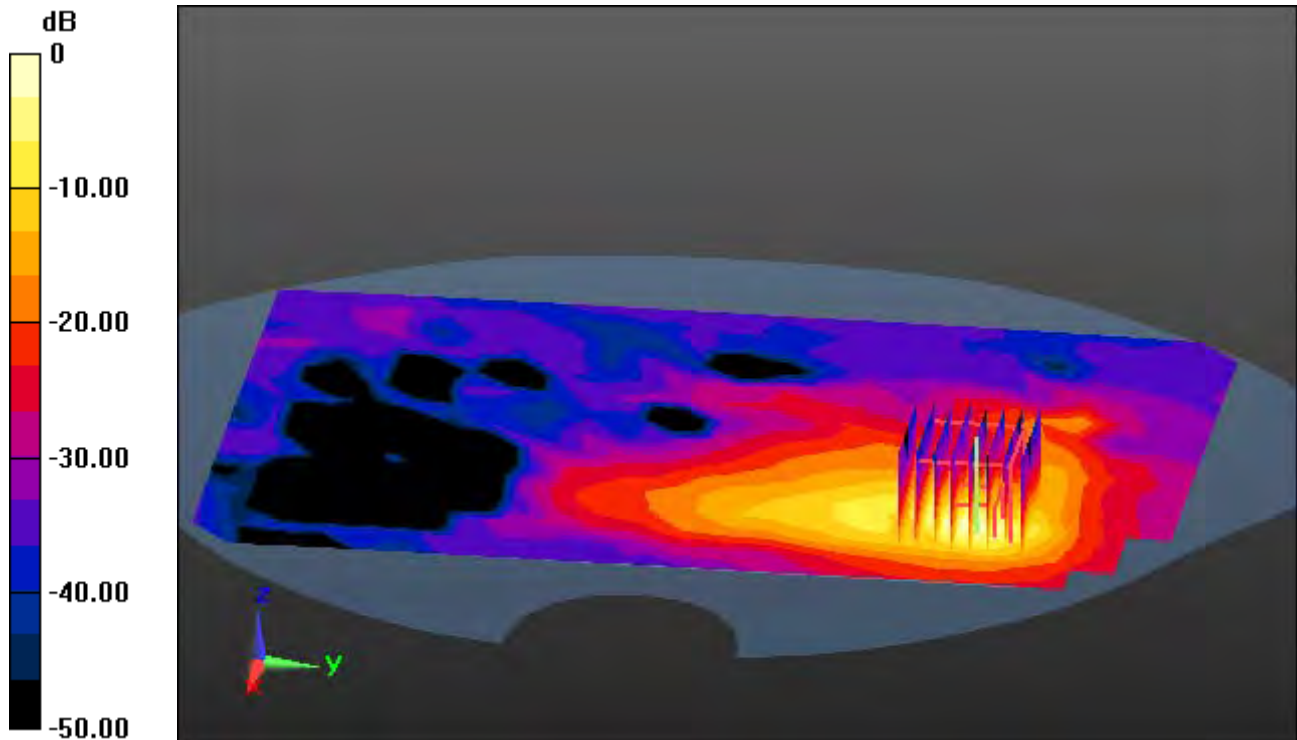
Area Scan (15x23x1): Measurement grid: dx=10mm, dy=10mm

Zoom Scan (8x8x7)/Cube 0: Measurement grid: dx=4mm, dy=4mm, dz=1.4mm, Graded Ratio:1.4

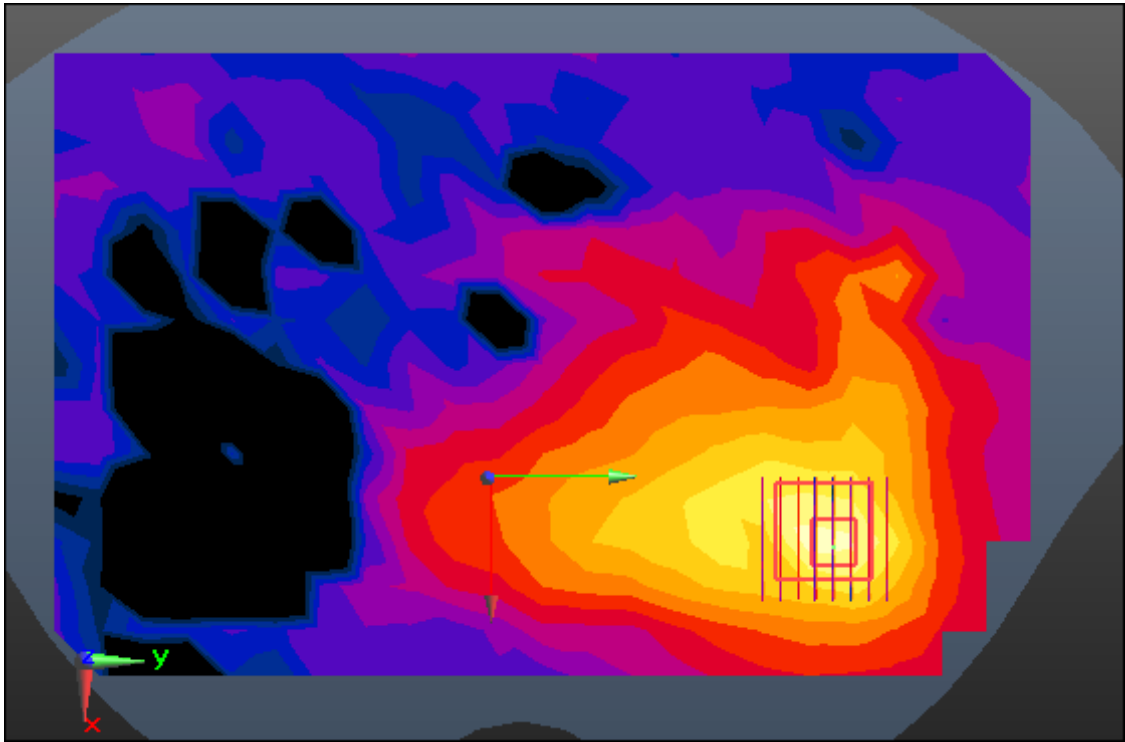
Power Drift = -0.08 dB

Peak SAR (extrapolated) = 18.8 W/kg

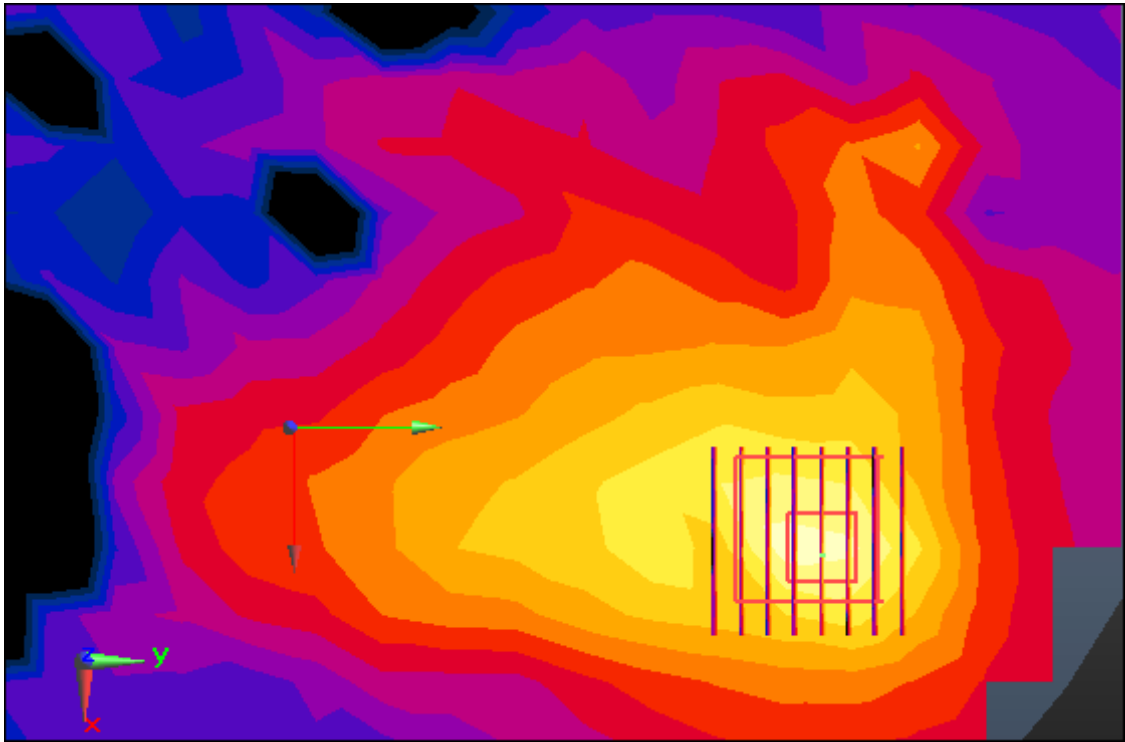
SAR(1 g) = 2.9 W/kg; SAR(10 g) = 0.754 W/kg



0 dB = 9.73 W/kg



Enlarge Plot for A77



Enlarge Plot for A77

DT&C Co., Ltd.

DUT: LM-G910HMW; Type: Bar

Communication System: UID 0, W-LAN 5.3G(802.11a/n/ac) (0); Frequency: 5320 MHz; Duty Cycle: 1:1

Medium parameters used: $f = 5320$ MHz; $\sigma = 5.579$ S/m; $\epsilon_r = 47.051$; $\rho = 1000$ kg/m³

Phantom section: Flat Section

DASY5 Configuration:

Probe: EX3DV4 - SN3916; ConvF(4.37, 4.37, 4.37); Calibrated: 4/27/2020 Electronics: DAE4 Sn1396
Sensor-Surface: 1.4mm (Mechanical Surface Detection)

Phantom: SAM with CRP v5.0(Right); Type: QD000P40CD; Serial: 1220

Measurement SW: DASY52, Version 52.10 (3); SEMCAD X Version 14.6.13 (7474)

Test Date: 2020-06-26; Ambient Temp: 20.7; Tissue Temp: 20.5

Touch from Body, Rear, W-LAN(802.11a) Ch. 64, Ant Internal, Ant.2

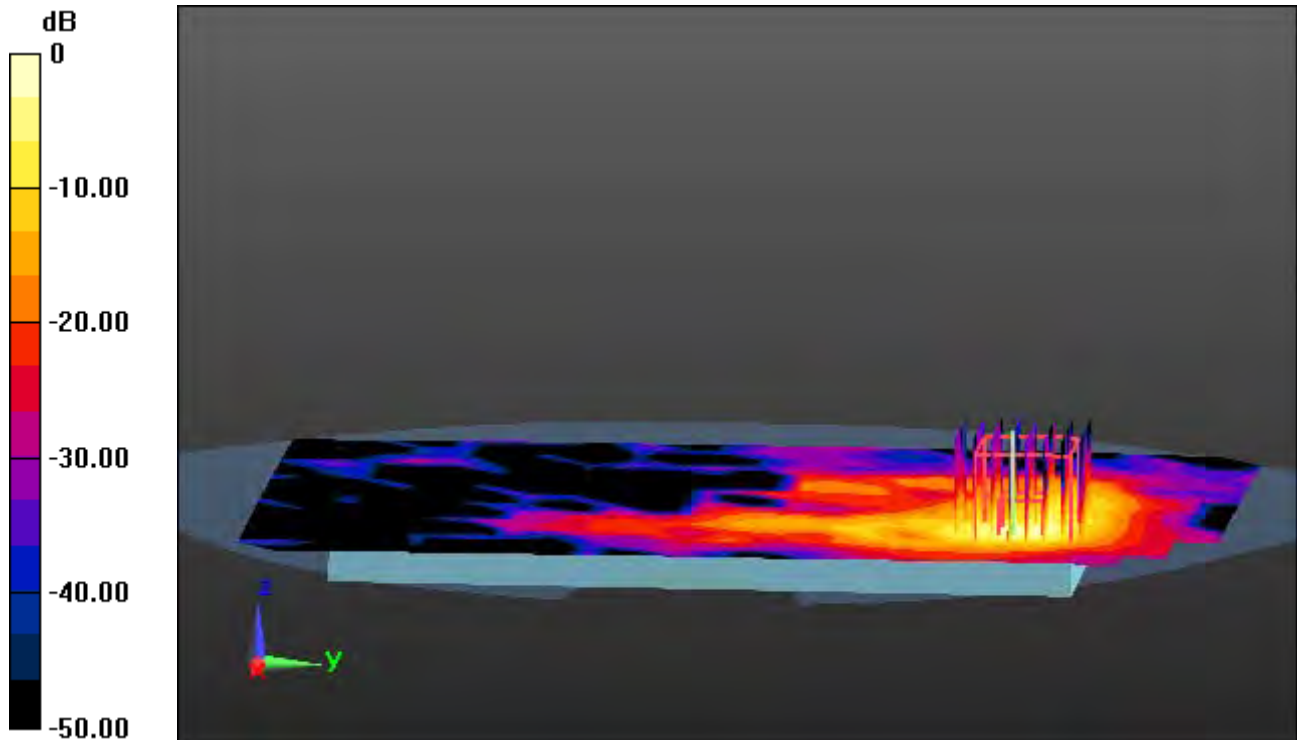
Area Scan (15x23x1): Measurement grid: dx=10mm, dy=10mm

Zoom Scan (8x8x7)/Cube 0: Measurement grid: dx=4mm, dy=4mm, dz=1.4mm, Graded Ratio:1.4

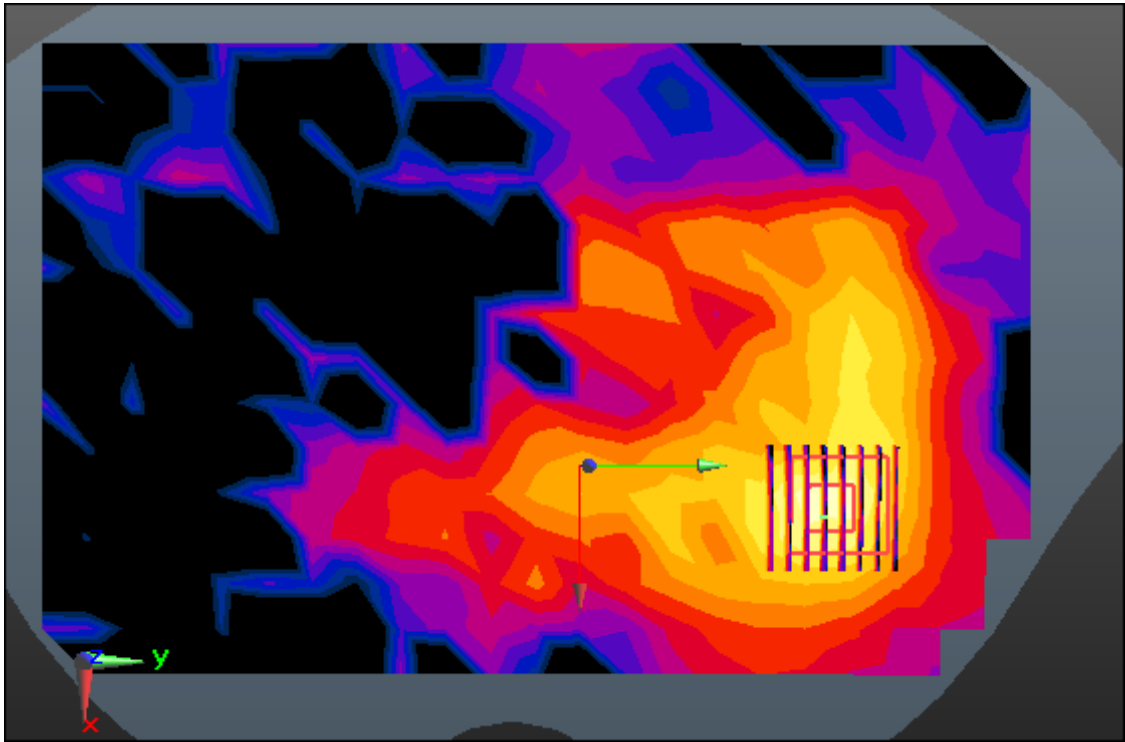
Power Drift = -0.07 dB

Peak SAR (extrapolated) = 9.17 W/kg

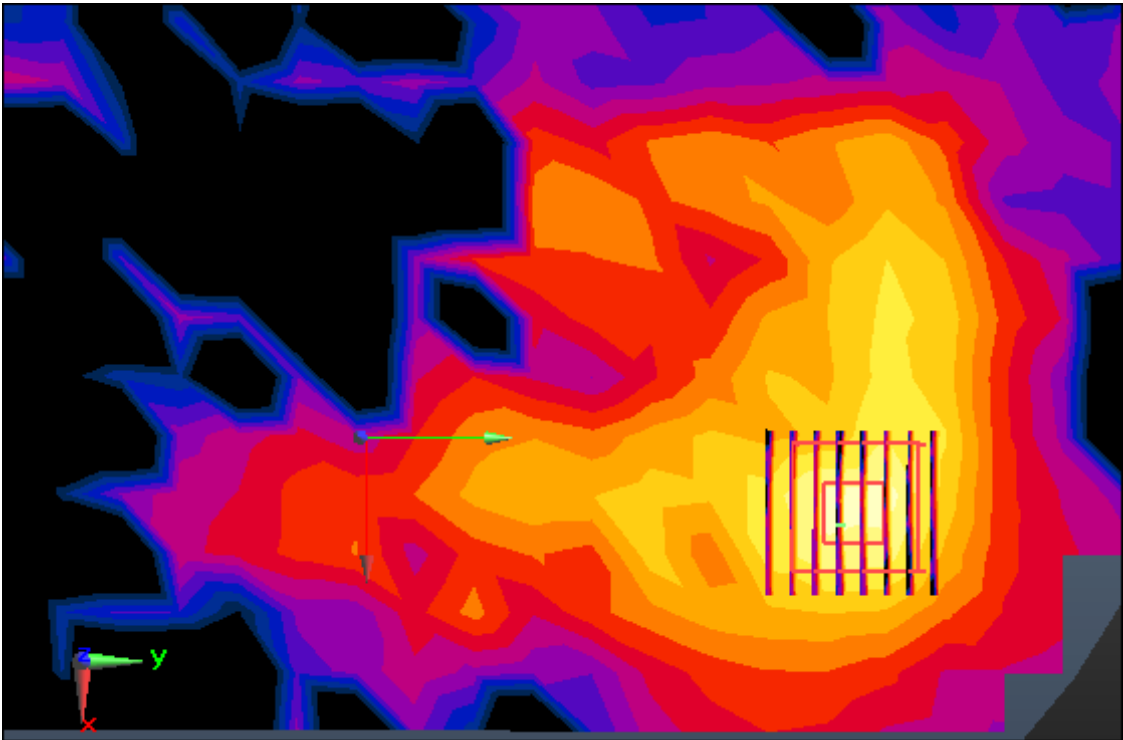
SAR(1 g) = 1.49 W/kg; SAR(10 g) = 0.433 W/kg



0 dB = 4.35 W/kg



Enlarge Plot for A78



Enlarge Plot for A78

DT&C Co., Ltd.

DUT: LM-G910HMW; Type: Bar

Communication System: UID 0, W-LAN_5300 (0); Frequency: 5260 MHz; Duty Cycle: 1:1

Medium parameters used: $f = 5260$ MHz; $\sigma = 5.499$ S/m; $\epsilon_r = 47.177$; $\rho = 1000$ kg/m³

Phantom section: Flat Section

DASY5 Configuration:

Probe: EX3DV4 - SN3916; ConvF(4.37, 4.37, 4.37); Calibrated: 4/27/2020 Electronics: DAE4 Sn1396

Sensor-Surface: 1.4mm (Mechanical Surface Detection)

Phantom: SAM with CRP v5.0(Right); Type: QD000P40CD; Serial: 1220

Measurement SW: DASY52, Version 52.10 (3); SEMCAD X Version 14.6.13 (7474)

Test Date: 2020-06-26; Ambient Temp: 20.7; Tissue Temp: 20.5

Touch from Body, Rear, W-LAN(802.11a) Ch. 52, Ant Internal, MIMO

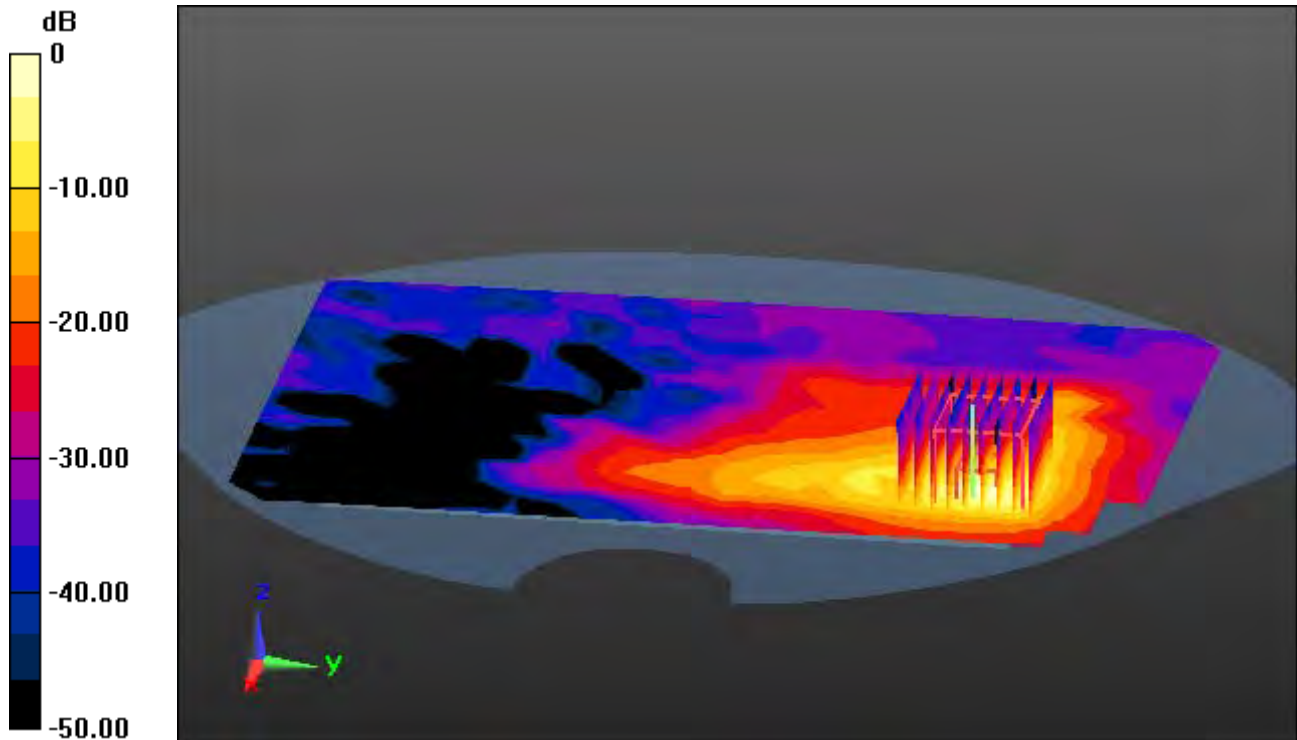
Area Scan (15x23x1): Measurement grid: dx=10mm, dy=10mm

Zoom Scan (9x9x7)/Cube 0: Measurement grid: dx=4mm, dy=4mm, dz=1.4mm, Graded Ratio:1.4

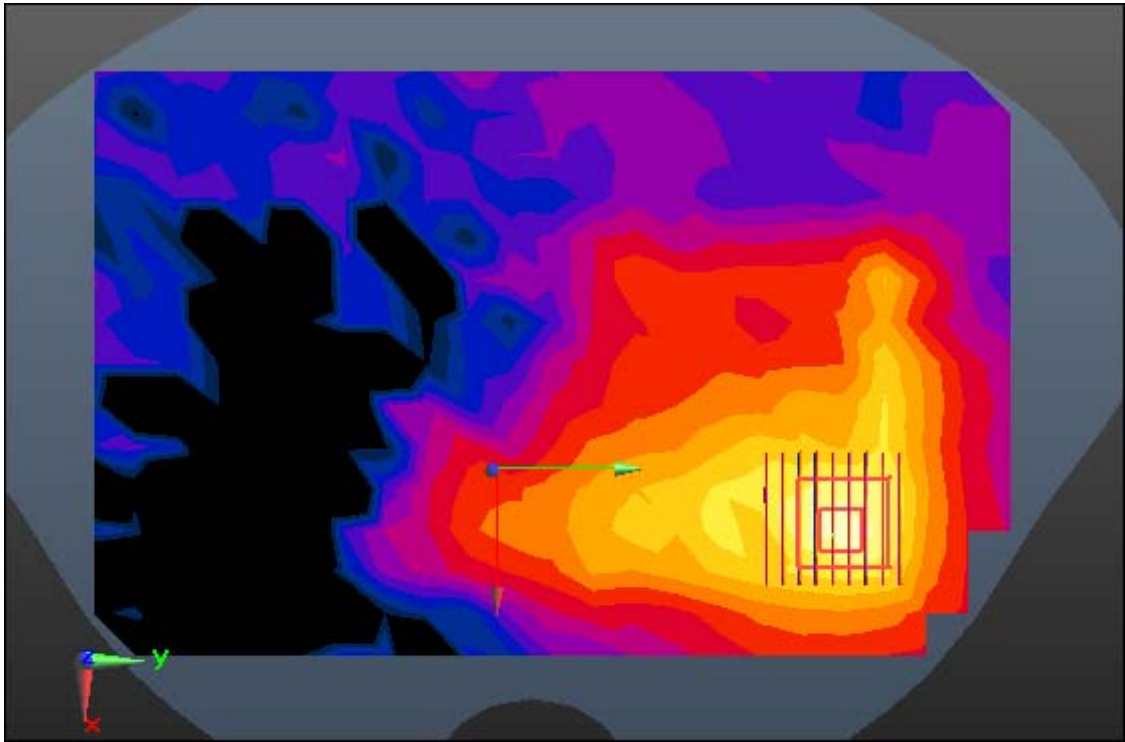
Power Drift = -0.01 dB

Peak SAR (extrapolated) = 25.2 W/kg

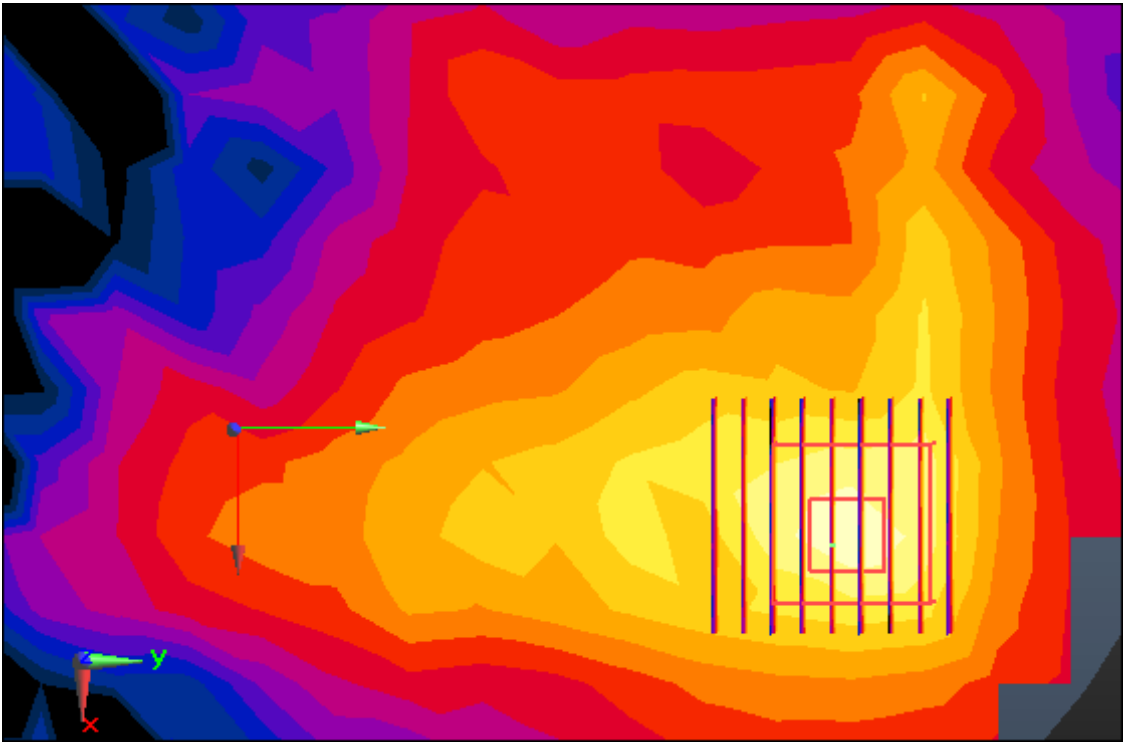
SAR(1 g) = 4 W/kg; SAR(10 g) = 1.18 W/kg



0 dB = 12.6 W/kg



Enlarge Plot for A79



Enlarge Plot for A79

DT&C Co., Ltd.

DUT: LM-G910HMW; Type: Bar

Communication System: UID 0, W-LAN_5500 (0); Frequency: 5600 MHz; Duty Cycle: 1:1

Medium parameters used: $f = 5600$ MHz; $\sigma = 5.873$ S/m; $\epsilon_r = 47.001$; $\rho = 1000$ kg/m³

Phantom section: Flat Section

DASY5 Configuration:

Probe: EX3DV4 - SN3916; ConvF(4, 4, 4); Calibrated: 4/27/2020 Electronics: DAE4 Sn1396

Sensor-Surface: 1.4mm (Mechanical Surface Detection)

Phantom: SAM with CRP v5.0(Right); Type: QD000P40CD; Serial: 1220

Measurement SW: DASY52, Version 52.10 (3); SEMCAD X Version 14.6.13 (7474)

Test Date: 2020-06-29; Ambient Temp: 20.3; Tissue Temp: 20.1

Touch from Body, Rear, W-LAN(802.11a) Ch. 120, Ant Internal, Ant.1

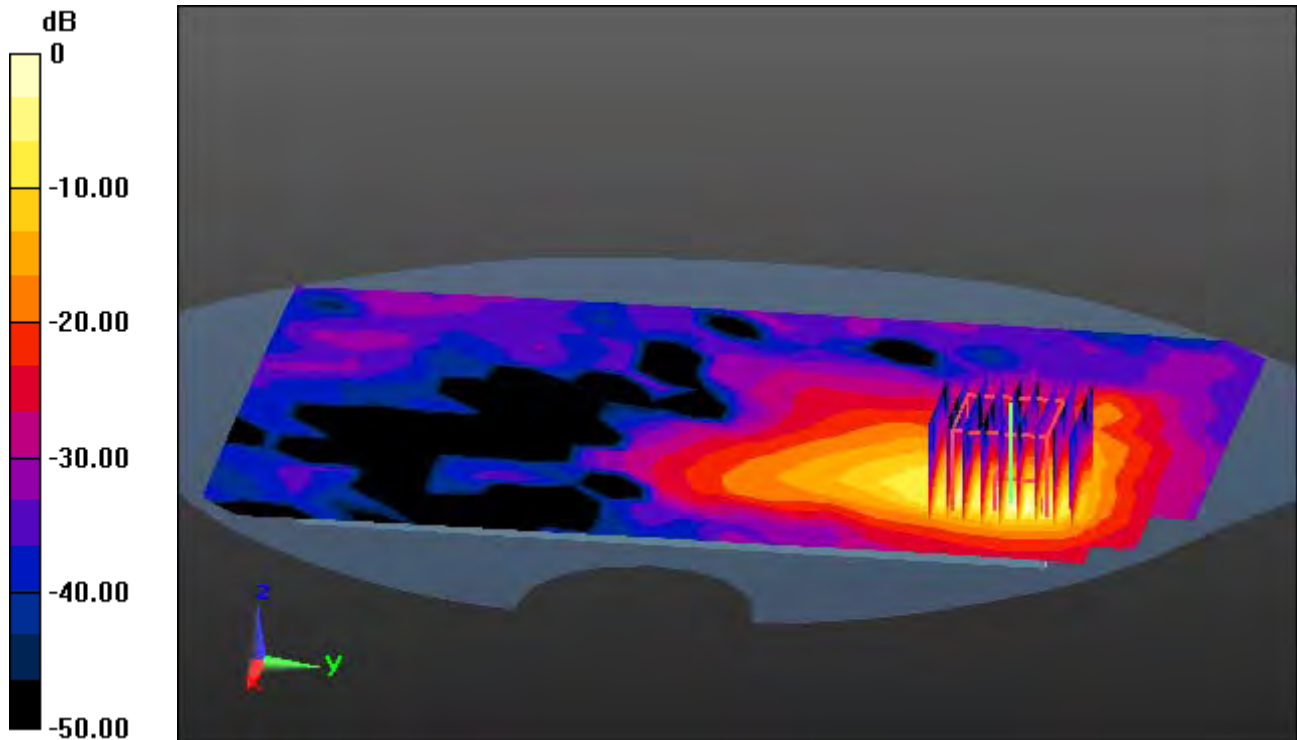
Area Scan (15x23x1): Measurement grid: dx=10mm, dy=10mm

Zoom Scan (9x9x7)/Cube 0: Measurement grid: dx=4mm, dy=4mm, dz=1.4mm, Graded Ratio:1.4

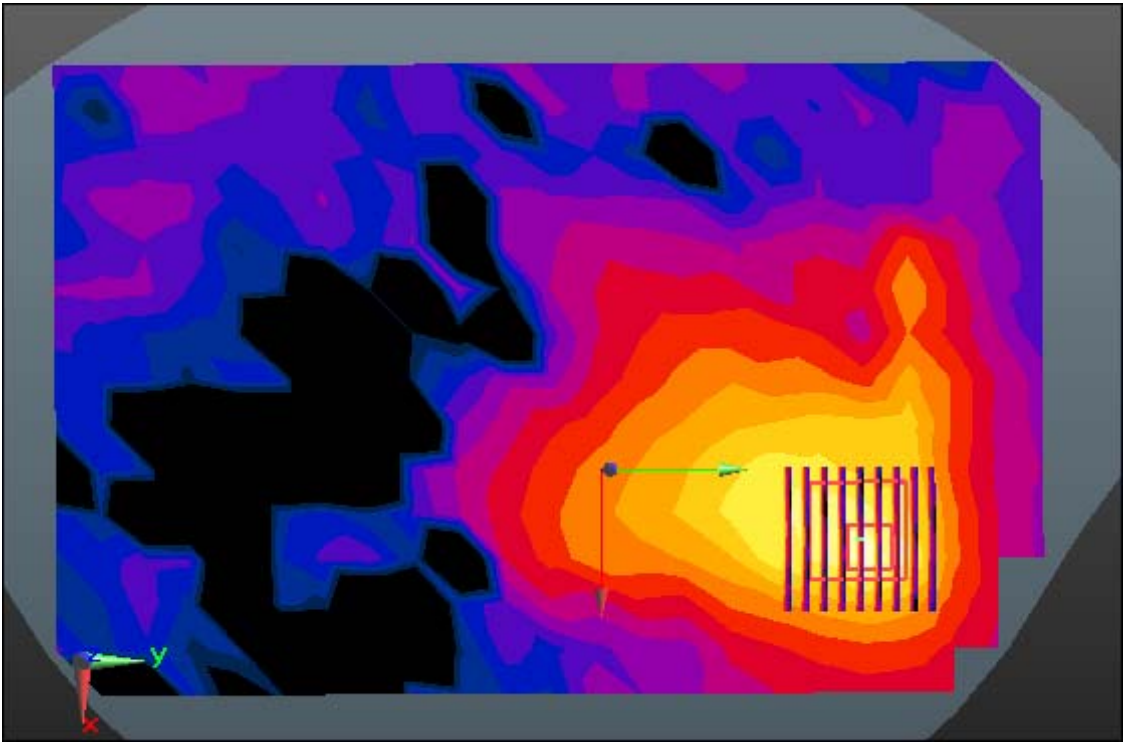
Power Drift = 0.05 dB

Peak SAR (extrapolated) = 28.6 W/kg

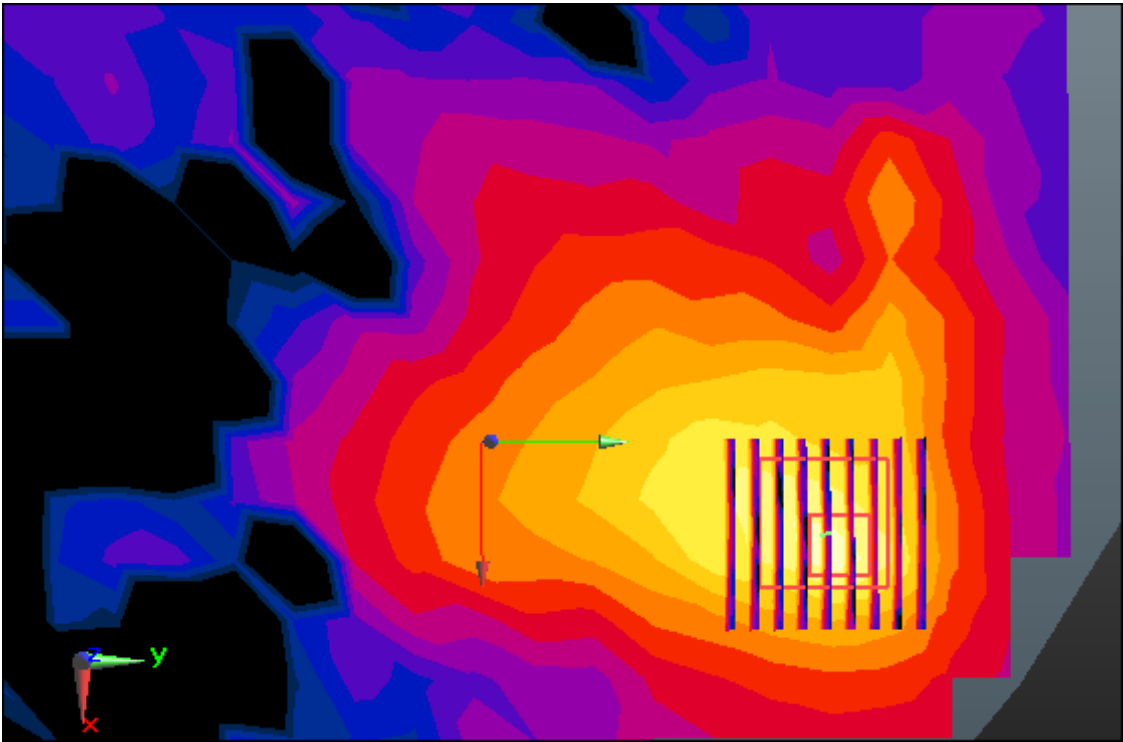
SAR(1 g) = 3.7 W/kg; SAR(10 g) = 0.897 W/kg



0 dB = 13.7 W/kg



Enlarge Plot for A80



Enlarge Plot for A80

DT&C Co., Ltd.

DUT: LM-G910HMW; Type: Bar

Communication System: UID 0, W-LAN_5600 (0); Frequency: 5600 MHz; Duty Cycle: 1:1

Medium parameters used: $f = 5600$ MHz; $\sigma = 5.873$ S/m; $\epsilon_r = 47.001$; $\rho = 1000$ kg/m³

Phantom section: Flat Section

DASY5 Configuration:

Probe: EX3DV4 - SN3916; ConvF(4, 4, 4); Calibrated: 4/27/2020 Electronics: DAE4 Sn1396

Sensor-Surface: 1.4mm (Mechanical Surface Detection)

Phantom: SAM with CRP v5.0(Right); Type: QD000P40CD; Serial: 1220

Measurement SW: DASY52, Version 52.10 (3); SEMCAD X Version 14.6.13 (7474)

Test Date: 2020-06-29; Ambient Temp: 20.3; Tissue Temp: 20.1

Touch from Body, Rear, W-LAN(802.11a) Ch. 120, Ant Internal, Ant.2

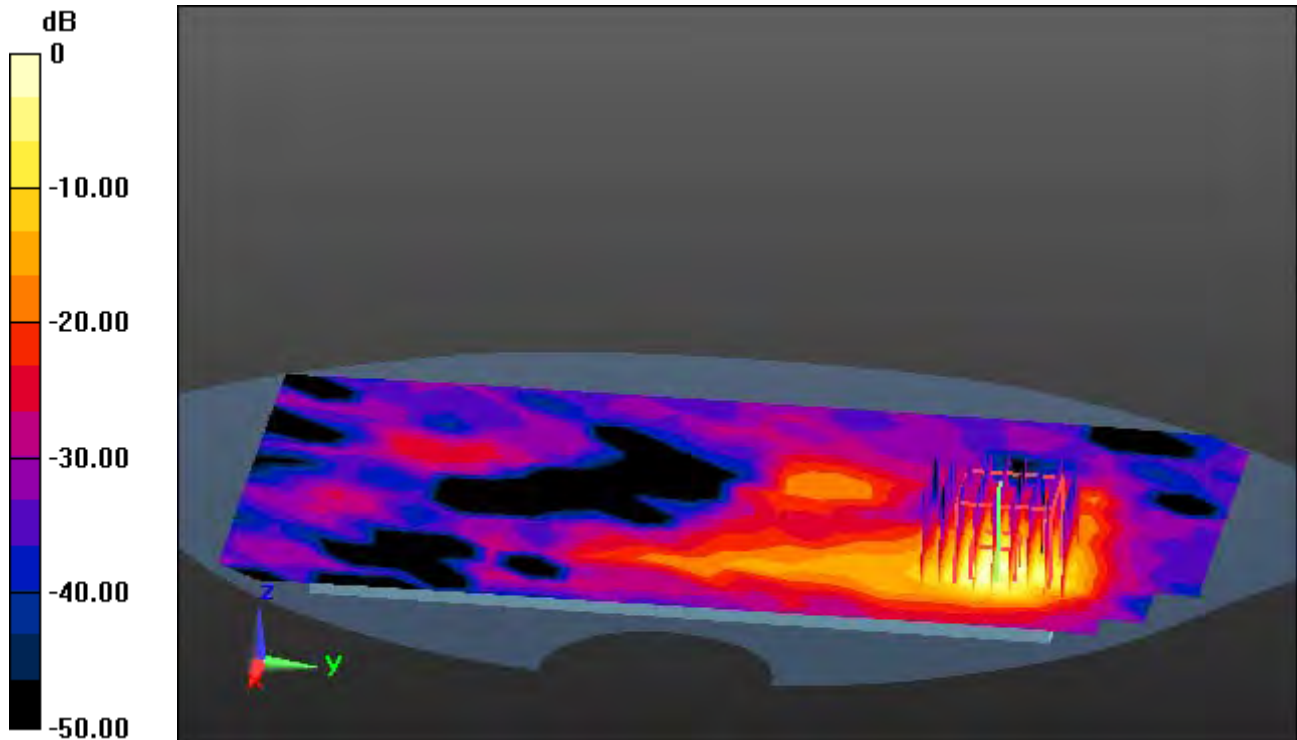
Area Scan (15x23x1): Measurement grid: dx=10mm, dy=10mm

Zoom Scan (9x9x7)/Cube 0: Measurement grid: dx=4mm, dy=4mm, dz=1.4mm, Graded Ratio:1.4

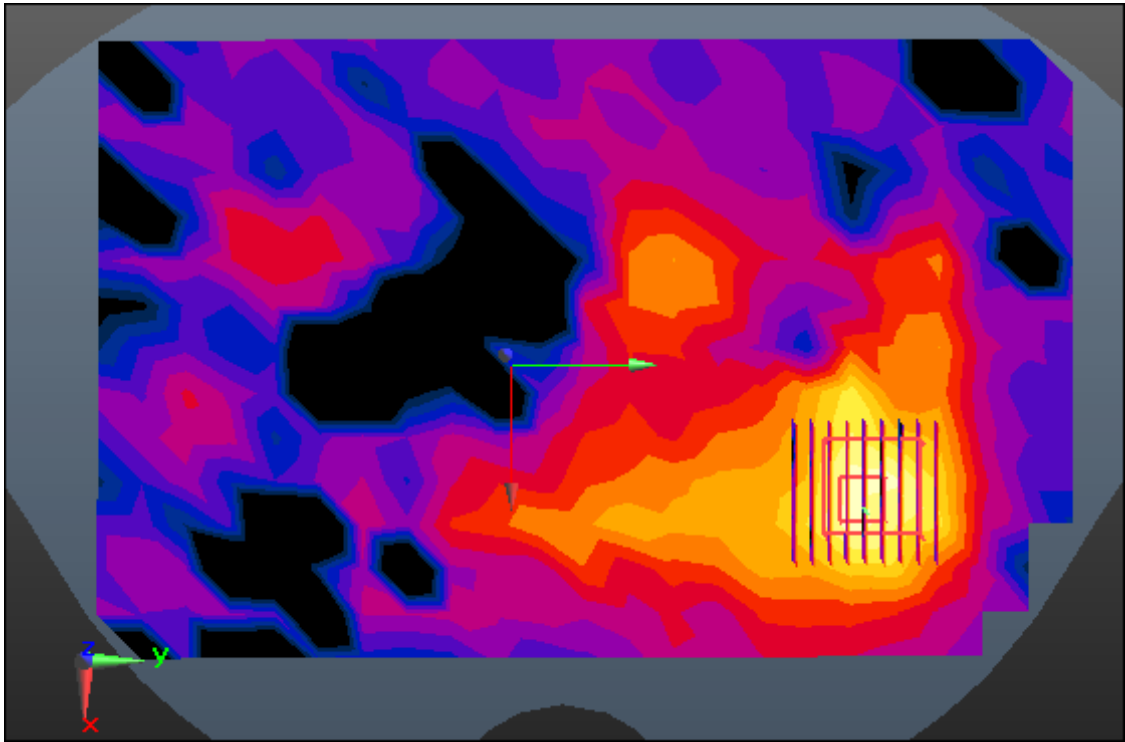
Power Drift = -0.03 dB

Peak SAR (extrapolated) = 16.2 W/kg

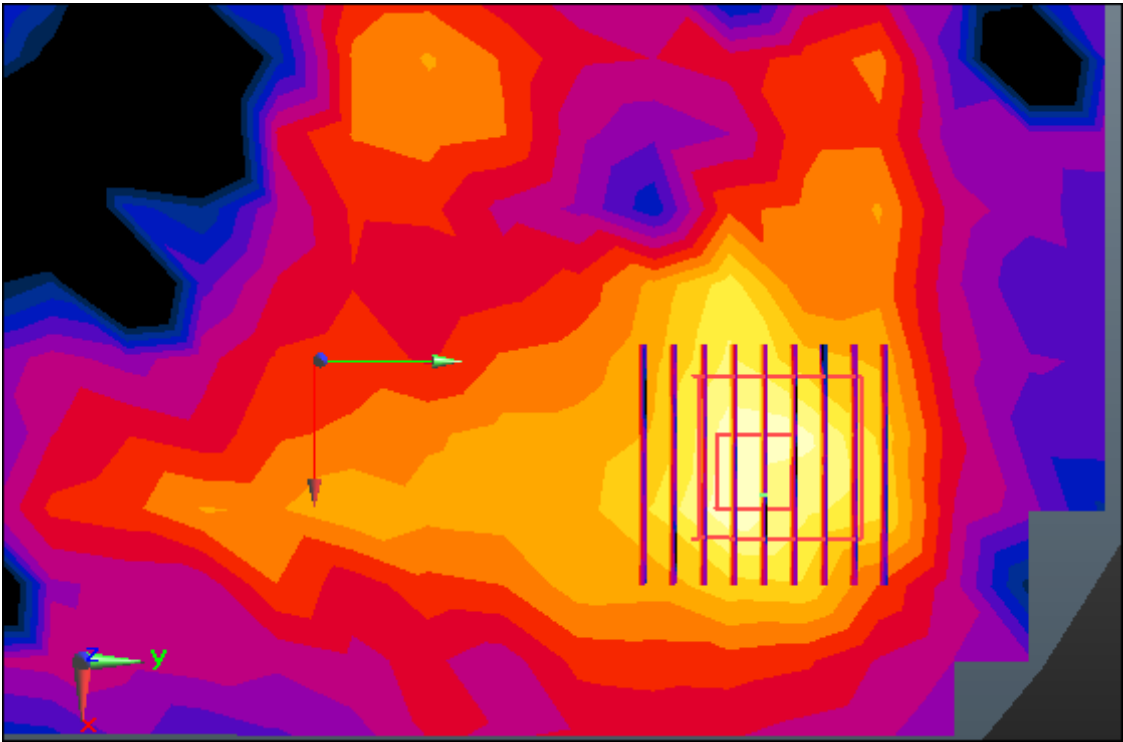
SAR(1 g) = 2.22 W/kg; SAR(10 g) = 0.693 W/kg



0 dB = 7.37 W/kg



Enlarge Plot for A81



Enlarge Plot for A81

DT&C Co., Ltd.

DUT: LM-G910HMW; Type: Bar

Communication System: UID 0, W-LAN_5500 (0); Frequency: 5600 MHz; Duty Cycle: 1:1

Medium parameters used: $f = 5600$ MHz; $\sigma = 5.873$ S/m; $\epsilon_r = 47.001$; $\rho = 1000$ kg/m³

Phantom section: Flat Section

DASY5 Configuration:

Probe: EX3DV4 - SN3916; ConvF(4, 4, 4); Calibrated: 4/27/2020 Electronics: DAE4 Sn1396

Sensor-Surface: 1.4mm (Mechanical Surface Detection)

Phantom: SAM with CRP v5.0(Right); Type: QD000P40CD; Serial: 1220

Measurement SW: DASY52, Version 52.10 (3); SEMCAD X Version 14.6.13 (7474)

Test Date: 2020-06-29; Ambient Temp: 20.3; Tissue Temp: 20.1

Touch from Body, Rear, W-LAN(802.11a) Ch. 120, Ant Internal, MIMO

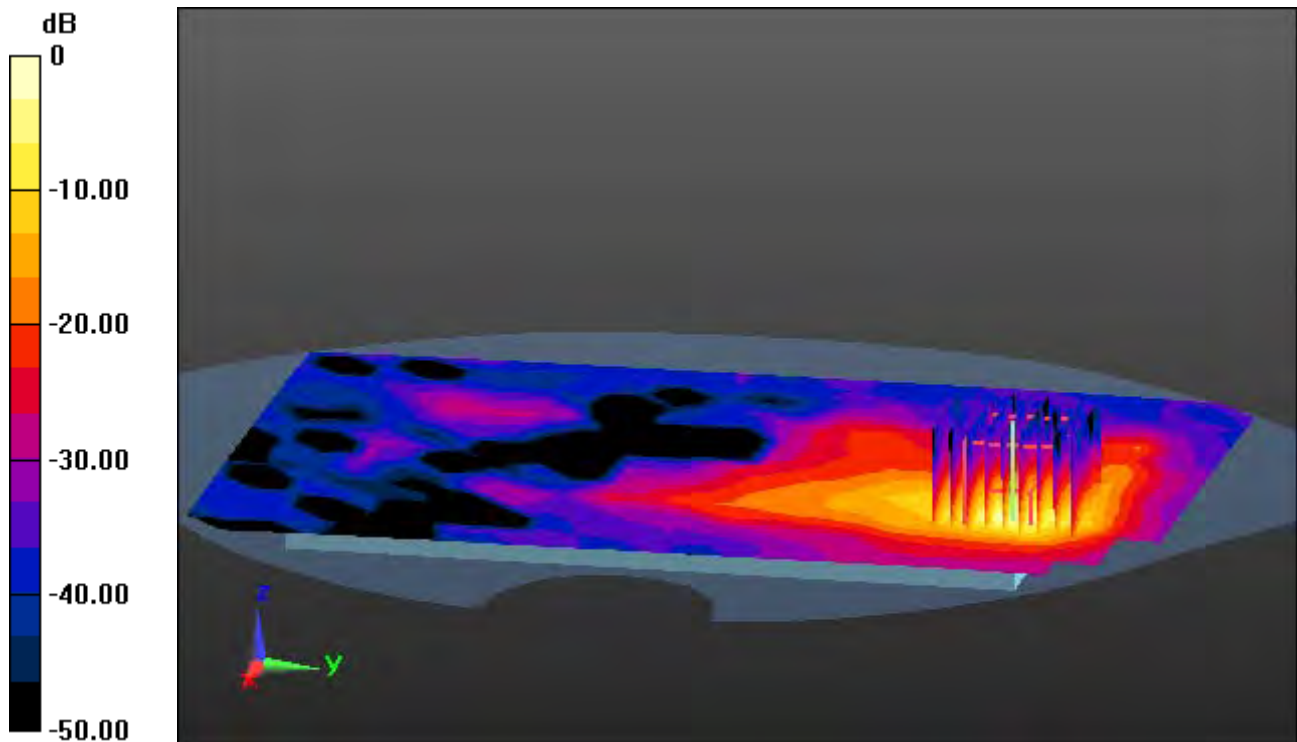
Area Scan (15x23x1): Measurement grid: dx=10mm, dy=10mm

Zoom Scan (9x9x7)/Cube 0: Measurement grid: dx=4mm, dy=4mm, dz=1.4mm, Graded Ratio:1.4

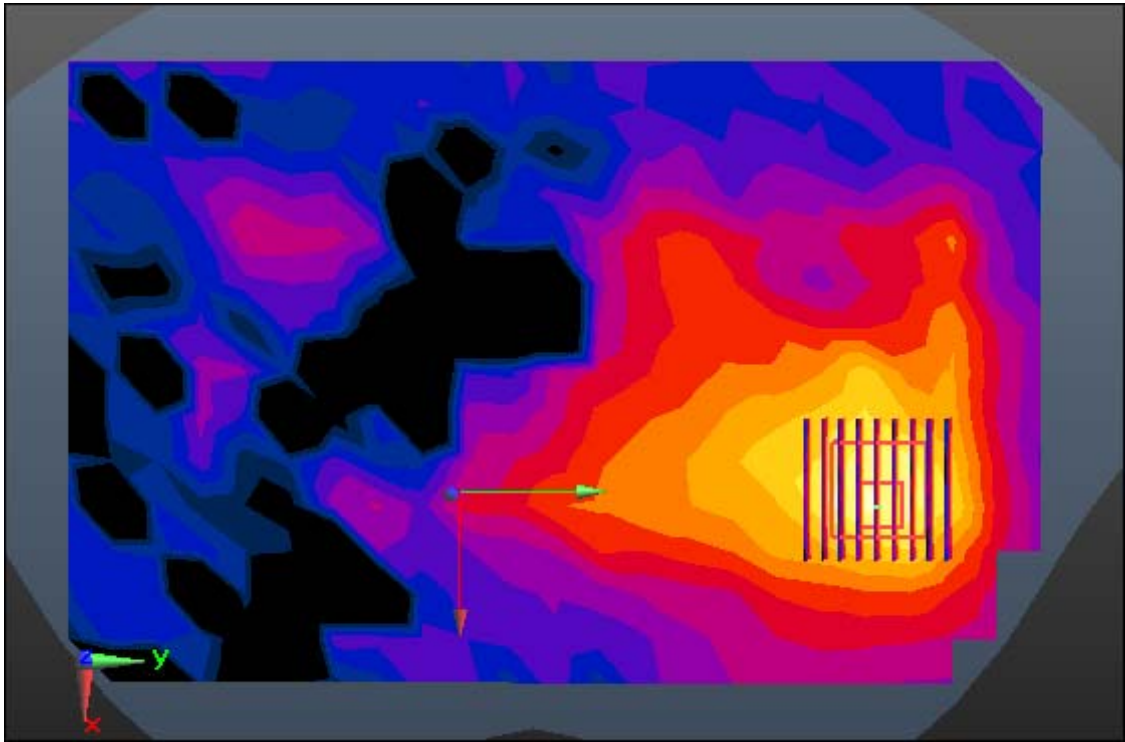
Power Drift = -0.05 dB

Peak SAR (extrapolated) = 39.8 W/kg

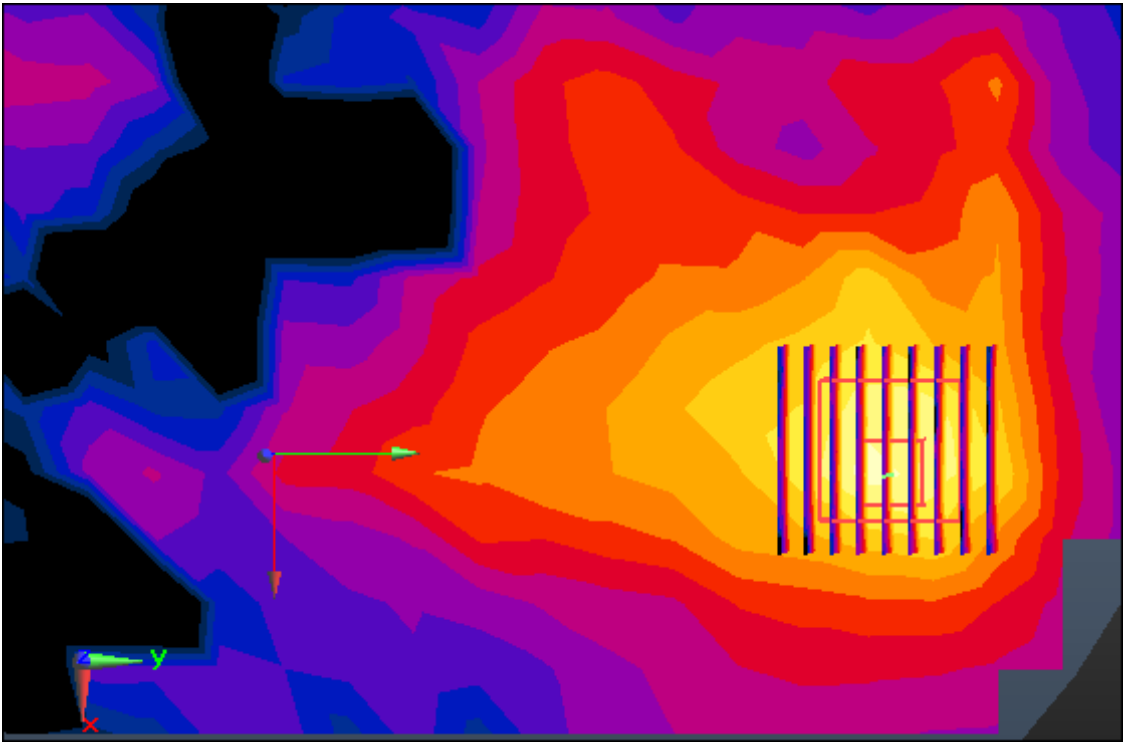
SAR(1 g) = 4.97 W/kg; SAR(10 g) = 1.34 W/kg



0 dB = 19.7 W/kg



Enlarge Plot for A82



Enlarge Plot for A82

DT&C Co., Ltd.

DUT: LM-G910HMW; Type: Bar

Communication System: UID 0, W-LAN 5.8G(802.11a/n/ac) (0); Frequency: 5825 MHz; Duty Cycle: 1:1

Medium parameters used: $f = 5825$ MHz; $\sigma = 6.226$ S/m; $\epsilon_r = 49.009$; $\rho = 1000$ kg/m³

Phantom section: Flat Section

DASY5 Configuration:

Probe: EX3DV4 - SN3916; ConvF(4.18, 4.18, 4.18); Calibrated: 4/27/2020 Electronics: DAE4 Sn1396

Sensor-Surface: 1.4mm (Mechanical Surface Detection)

Phantom: SAM with CRP v5.0(Right); Type: QD000P40CD; Serial: 1220

Measurement SW: DASY52, Version 52.10 (3); SEMCAD X Version 14.6.13 (7474)

Test Date: 2020-06-30; Ambient Temp: 20.8; Tissue Temp: 20.5

Touch from Body, Rear, W-LAN(802.11a) Ch. 165, Ant Internal, Ant.1

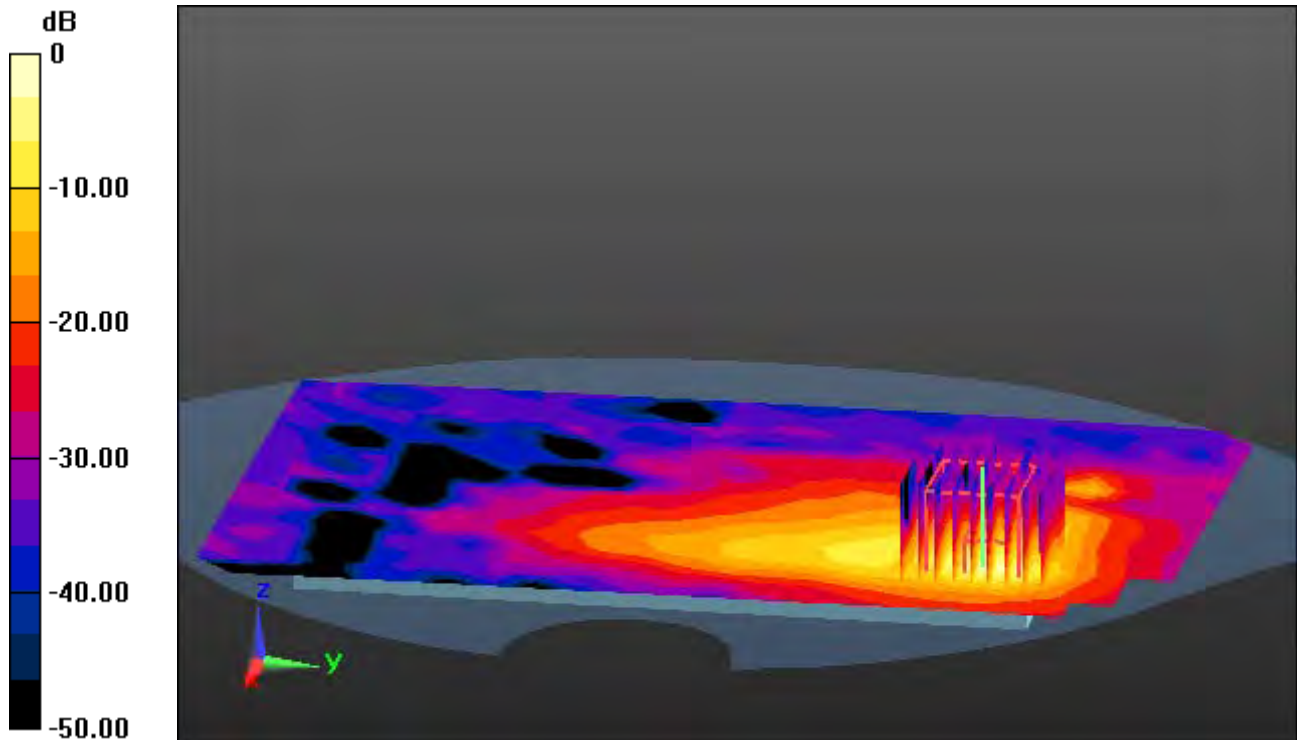
Area Scan (15x23x1): Measurement grid: dx=10mm, dy=10mm

Zoom Scan (9x9x7)/Cube 0: Measurement grid: dx=4mm, dy=4mm, dz=1.4mm, Graded Ratio:1.4

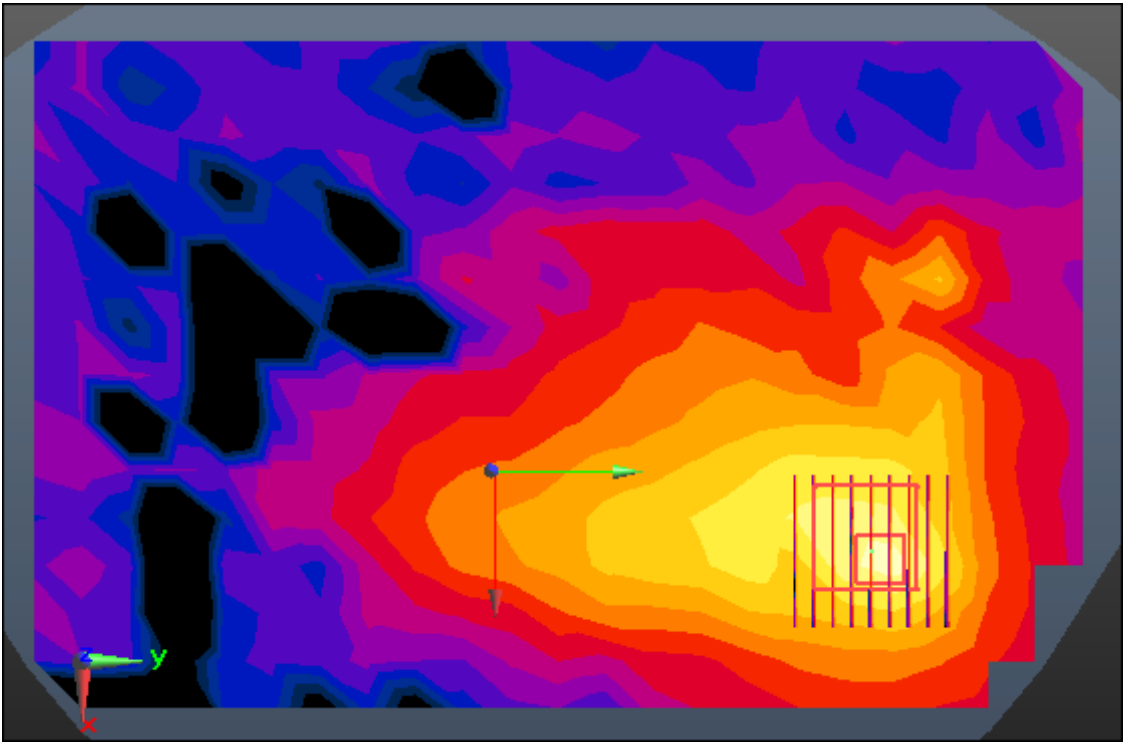
Power Drift = 0.07 dB

Peak SAR (extrapolated) = 16.5 W/kg

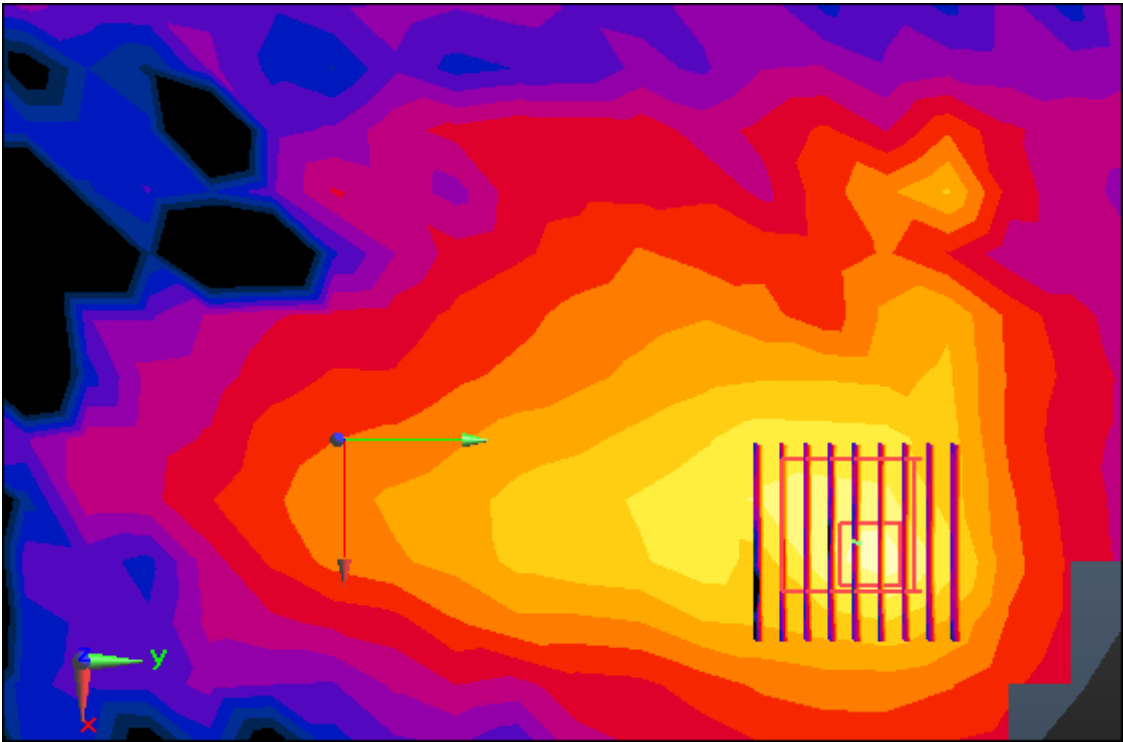
SAR(1 g) = 2.57 W/kg; SAR(10 g) = 0.697 W/kg



0 dB = 8.91 W/kg



Enlarge Plot for A83



Enlarge Plot for A83

DT&C Co., Ltd.

DUT: LM-G910HMW; Type: Bar

Communication System: UID 0, W-LAN 5.8G(802.11a/n/ac) (0); Frequency: 5825 MHz; Duty Cycle: 1:1

Medium parameters used: $f = 5825$ MHz; $\sigma = 6.226$ S/m; $\epsilon_r = 49.009$; $\rho = 1000$ kg/m³

Phantom section: Flat Section

DASY5 Configuration:

Probe: EX3DV4 - SN3916; ConvF(4.18, 4.18, 4.18); Calibrated: 4/27/2020 Electronics: DAE4 Sn1396

Sensor-Surface: 1.4mm (Mechanical Surface Detection)

Phantom: SAM with CRP v5.0(Right); Type: QD000P40CD; Serial: 1220

Measurement SW: DASY52, Version 52.10 (3); SEMCAD X Version 14.6.13 (7474)

Test Date: 2020-06-30; Ambient Temp: 20.8; Tissue Temp: 20.5

Touch from Body, Rear, W-LAN(802.11a) Ch. 165, Ant Internal, Ant.2

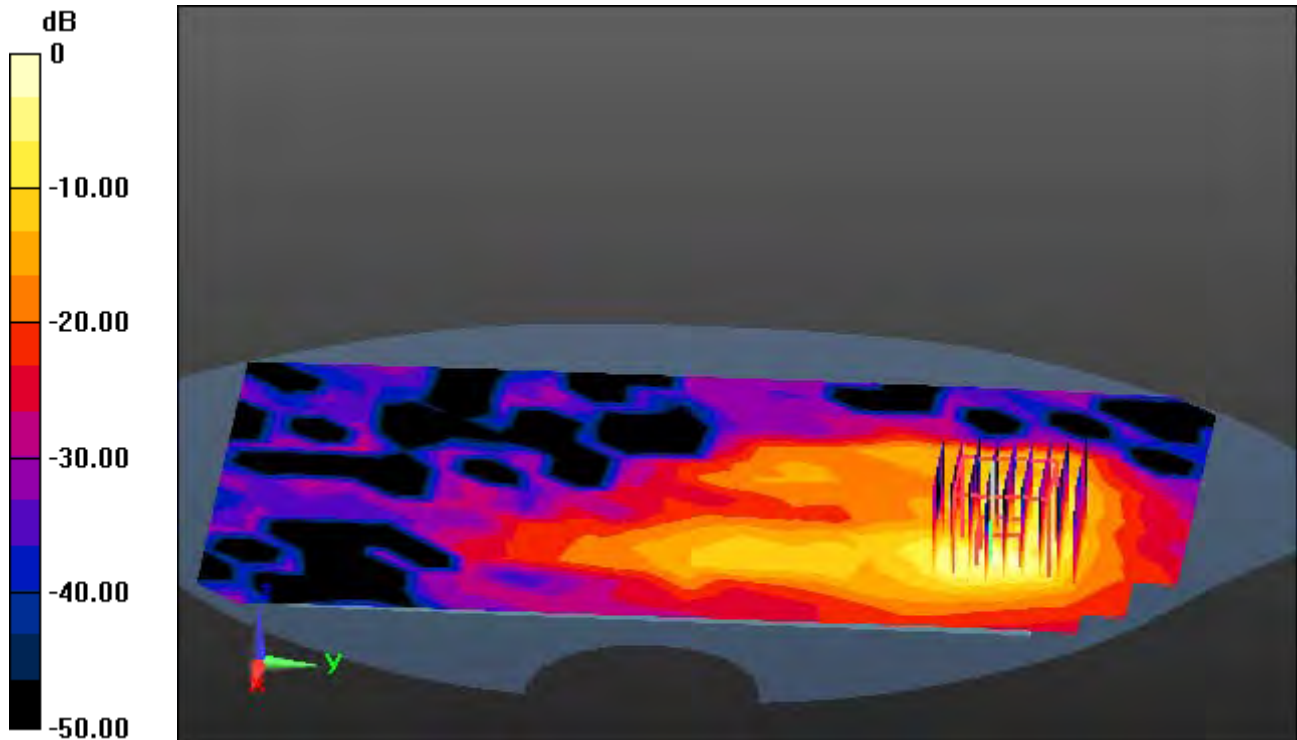
Area Scan (15x23x1): Measurement grid: dx=10mm, dy=10mm

Zoom Scan (9x9x7)/Cube 0: Measurement grid: dx=4mm, dy=4mm, dz=1.4mm, Graded Ratio:1.4

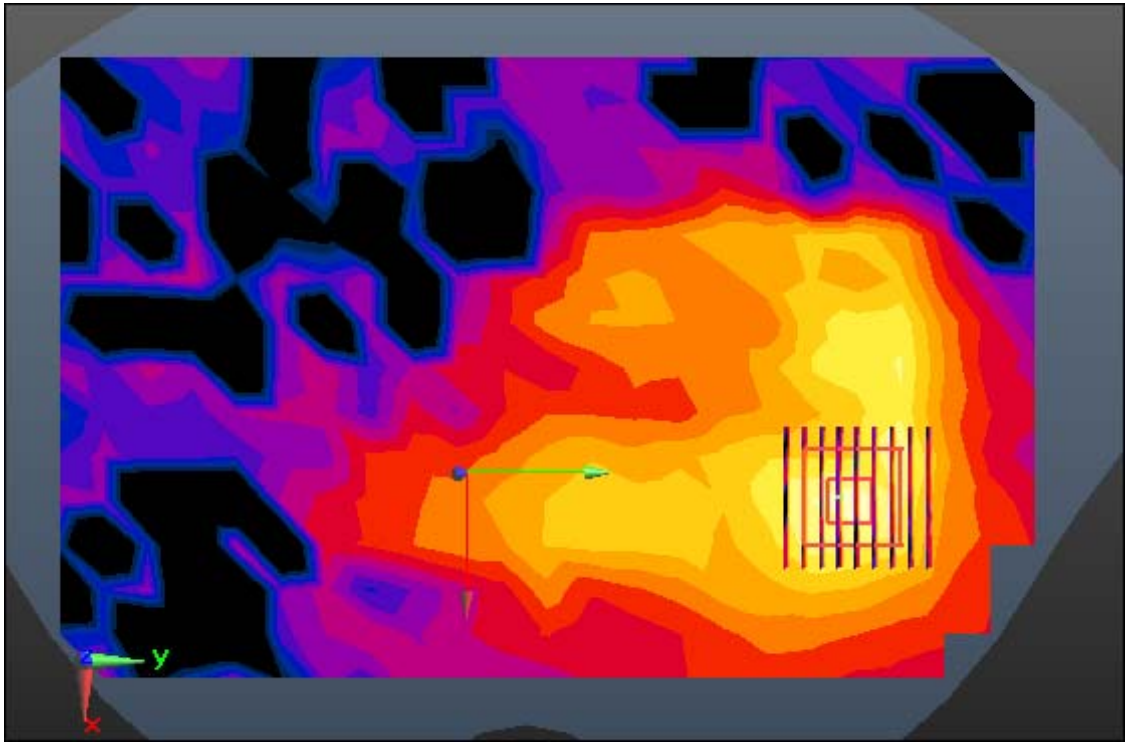
Power Drift = -0.11 dB

Peak SAR (extrapolated) = 6.90 W/kg

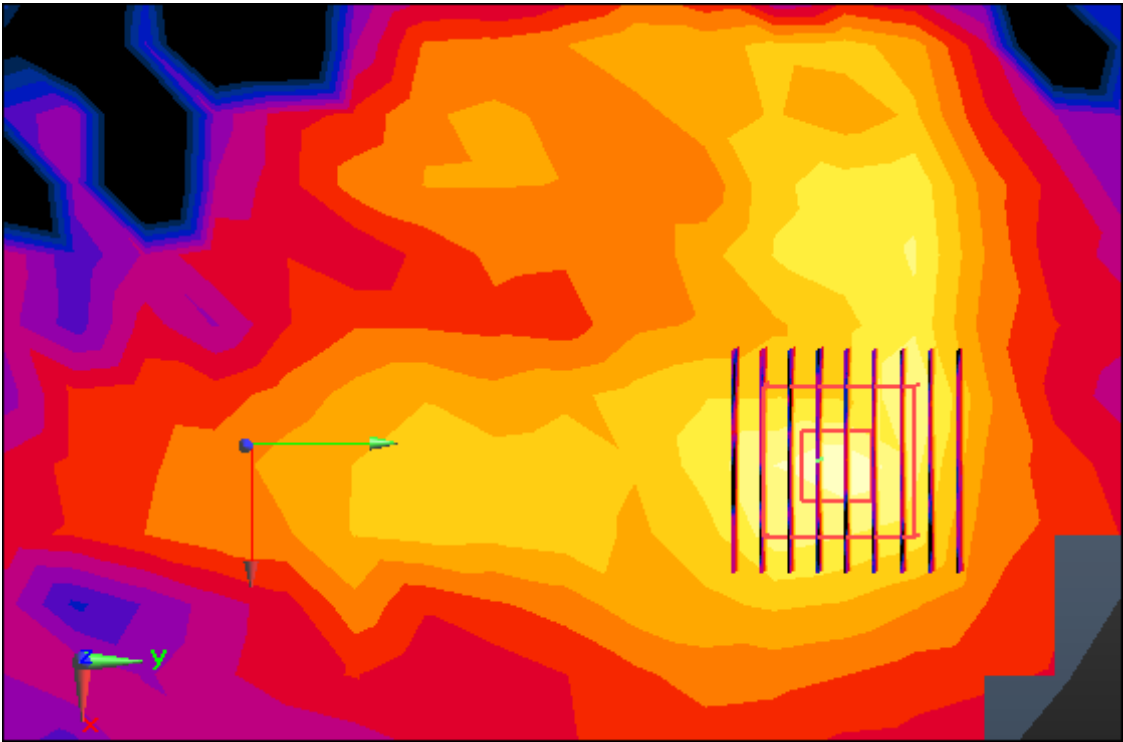
SAR(1 g) = 1.31 W/kg; SAR(10 g) = 0.398 W/kg



0 dB = 3.39 W/kg



Enlarge Plot for A84



Enlarge Plot for A84

DT&C Co., Ltd.

DUT: LM-G910HMW; Type: Bar

Communication System: UID 0, W-LAN 5.8G(802.11a/n/ac) (0); Frequency: 5825 MHz; Duty Cycle: 1:1

Medium parameters used: $f = 5825$ MHz; $\sigma = 6.226$ S/m; $\epsilon_r = 49.009$; $\rho = 1000$ kg/m³

Phantom section: Flat Section

DASY5 Configuration:

Probe: EX3DV4 - SN3916; ConvF(4.18, 4.18, 4.18); Calibrated: 4/27/2020 Electronics: DAE4 Sn1396

Sensor-Surface: 1.4mm (Mechanical Surface Detection)

Phantom: SAM with CRP v5.0(Right); Type: QD000P40CD; Serial: 1220

Measurement SW: DASY52, Version 52.10 (3); SEMCAD X Version 14.6.13 (7474)

Test Date: 2020-06-30; Ambient Temp: 20.8; Tissue Temp: 20.5

Touch from Body, Rear, W-LAN(802.11a) Ch. 165, Ant Internal, MIMO

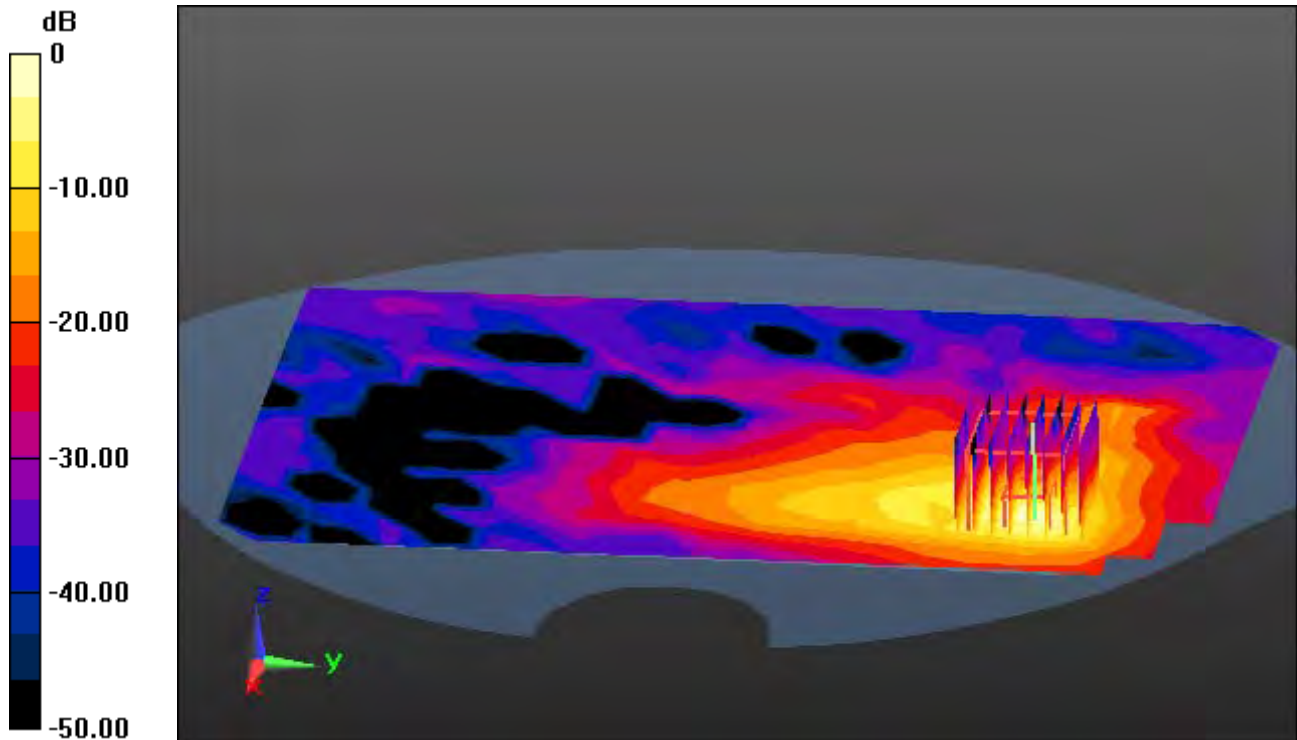
Area Scan (15x23x1): Measurement grid: dx=10mm, dy=10mm

Zoom Scan (8x8x7)/Cube 0: Measurement grid: dx=4mm, dy=4mm, dz=1.4mm, Graded Ratio:1.4

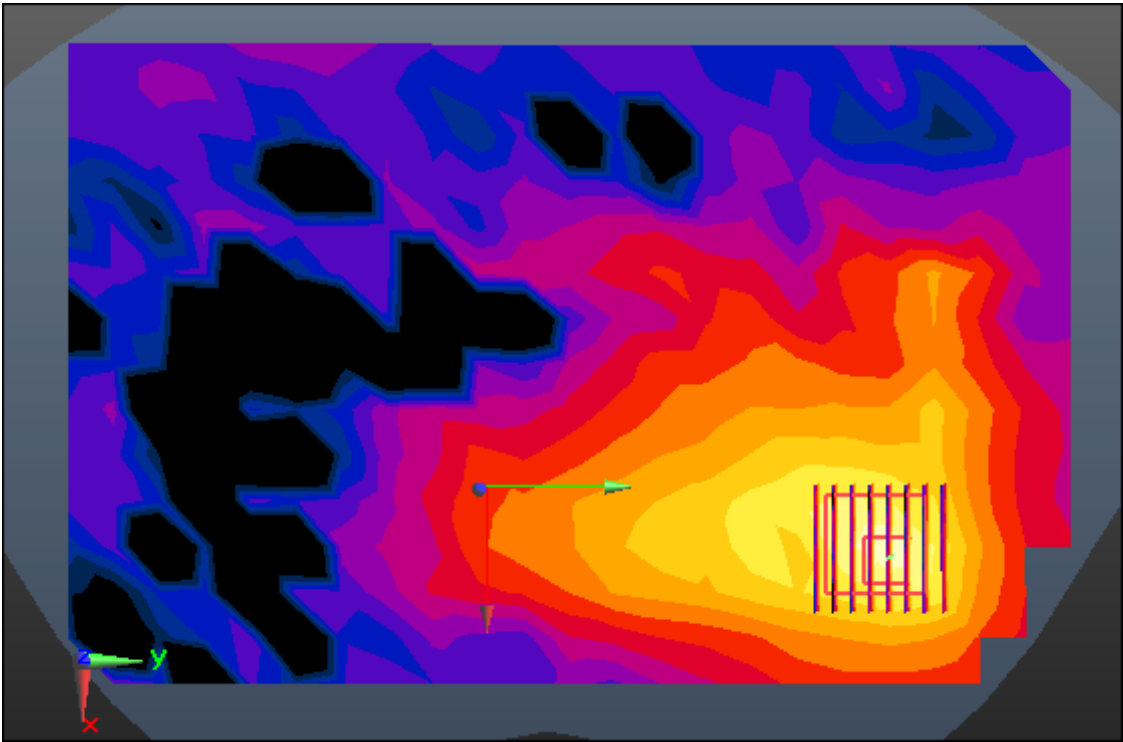
Power Drift = 0.13 dB

Peak SAR (extrapolated) = 18.8 W/kg

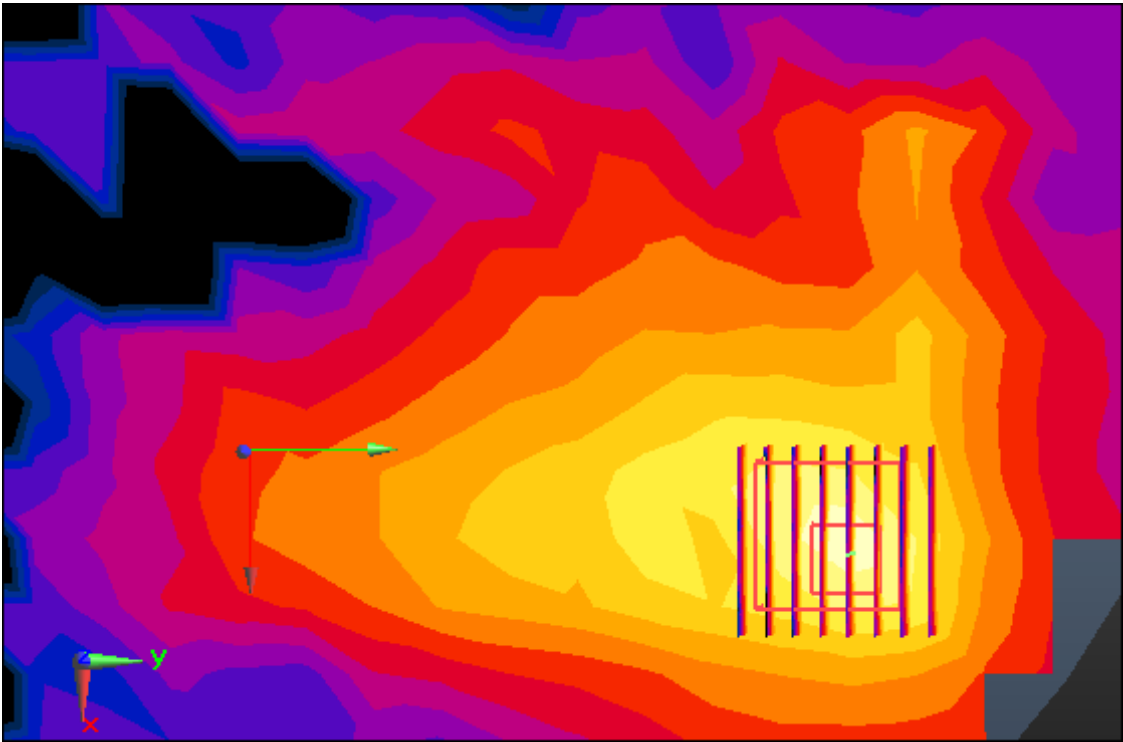
SAR(1 g) = 2.89 W/kg; SAR(10 g) = 0.777 W/kg



0 dB = 9.25 W/kg



Enlarge Plot for A85



Enlarge Plot for A85