



APPENDIX E: DUT ANTENNA DIAGRAM & SAR TEST SETUP PHOTOGRAPHS

FCC ID: ZNFG900VM	 <small>Proud to be part of element</small>	SAR EVALUATION REPORT		Approved by: Quality Manager
Test Dates: 06/25/20 – 08/05/20	DUT Type: Portable Handset			APPENDIX E: Page 1 of 25

Note: Exact antenna dimensions and separation distances are shown in the Technical Descriptions in the FCC Filing.

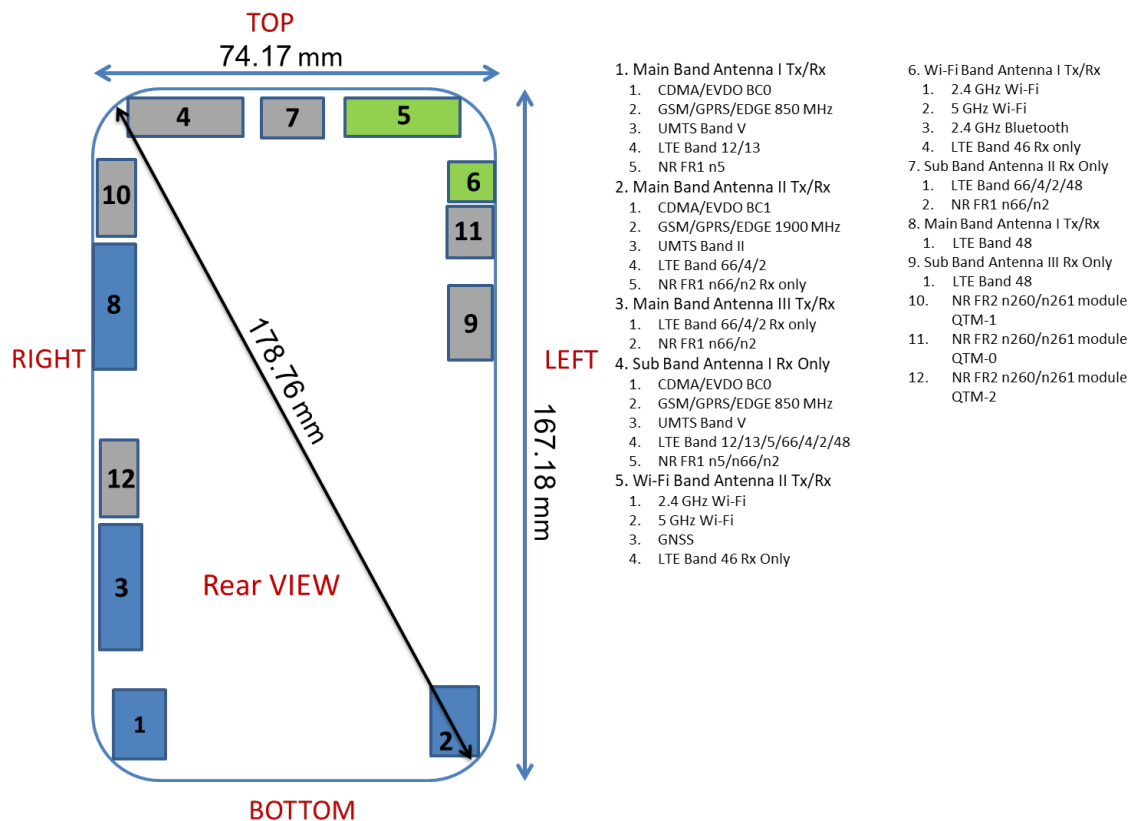




Figure E-1
DUT Antenna Locations

FCC ID: ZNFG900VM	 PCTEST Proud to be part of element	SAR EVALUATION REPORT	 LG	Approved by: Quality Manager
Test Dates: 06/25/20 – 08/05/20	DUT Type: Portable Handset			APPENDIX E: Page 2 of 25

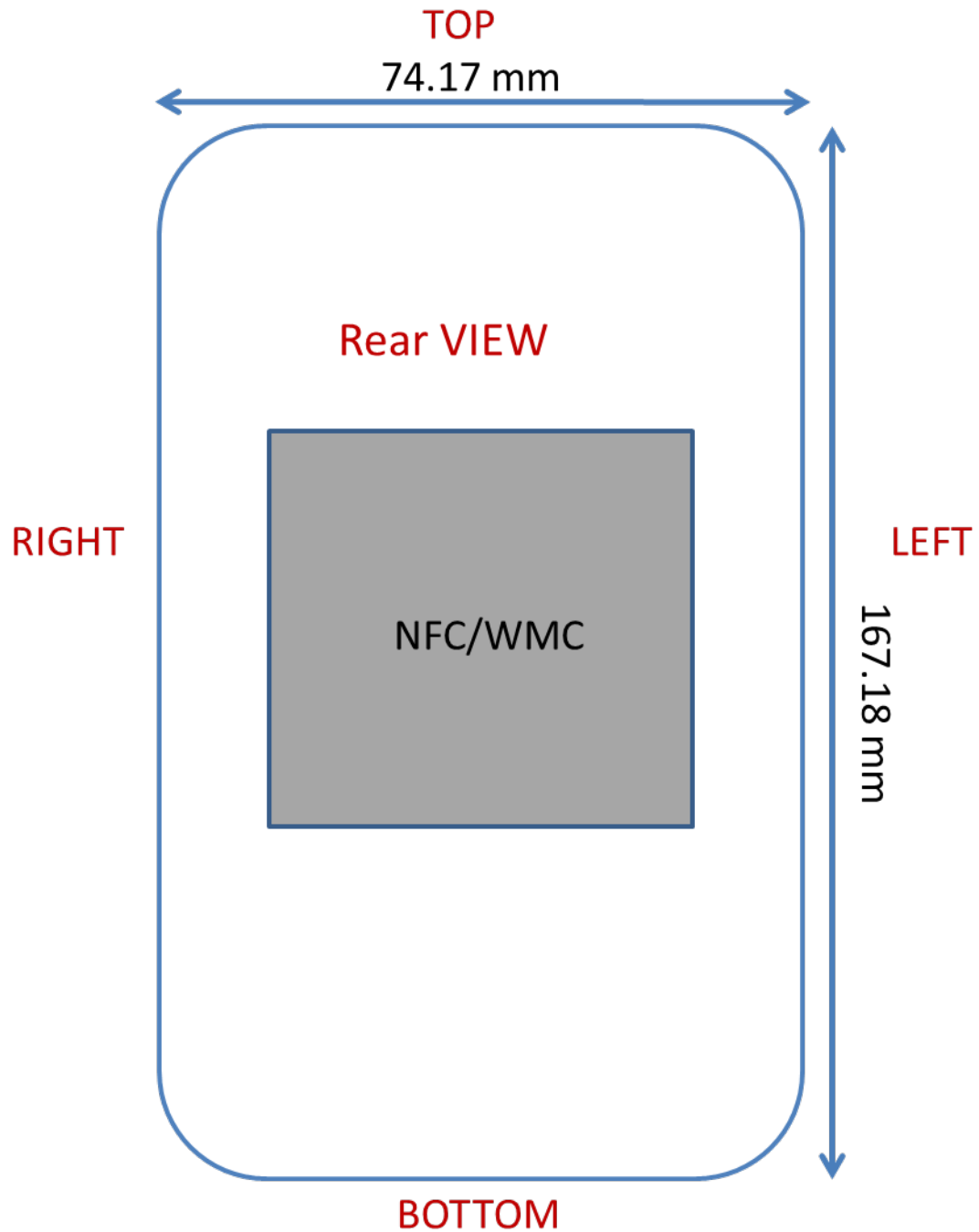






Figure E-2
NFC/Felica Antenna Location



FCC ID: ZNFG900VM	 PCTEST Proud to be part of element	SAR EVALUATION REPORT	 LG	Approved by: Quality Manager
Test Dates: 06/25/20 – 08/05/20	DUT Type: Portable Handset			APPENDIX E: Page 3 of 25



SAR Test Setup Photo 1 – Right Cheek




SAR Test Setup Photo 2 – Right Cheek with Dual Display Accessory Position #1



FCC ID: ZNFG900VM	 PCTEST <small>Proud to be part of element</small>	SAR EVALUATION REPORT	 LG	Approved by: Quality Manager
Test Dates: 06/25/20 – 08/05/20	DUT Type: Portable Handset			APPENDIX E: Page 4 of 25




SAR Test Setup Photo 3 – Right Cheek with Dual Display Accessory Position #3




SAR Test Setup Photo 4 – Right Tilt



FCC ID: ZNFG900VM	 PCTEST <small>Proud to be part of element</small>	SAR EVALUATION REPORT	 LG	Approved by: Quality Manager
Test Dates: 06/25/20 – 08/05/20	DUT Type: Portable Handset			APPENDIX E: Page 5 of 25




SAR Test Setup Photo 5 – Right Tilt with Dual Display Accessory Position #1




SAR Test Setup Photo 6 – Right Tilt with Dual Display Accessory Position #3



FCC ID: ZNFG900VM	 PCTEST <small>Proud to be part of element</small>	SAR EVALUATION REPORT	 LG	Approved by: Quality Manager
Test Dates: 06/25/20 – 08/05/20	DUT Type: Portable Handset			APPENDIX E: Page 6 of 25




SAR Test Setup Photo 7 – Left Cheek




SAR Test Setup Photo 8 – Left Cheek with Dual Display Accessory Position #1



FCC ID: ZNFG900VM	 PCTEST <small>Proud to be part of element</small>	SAR EVALUATION REPORT	 LG	Approved by: Quality Manager
Test Dates: 06/25/20 – 08/05/20	DUT Type: Portable Handset			APPENDIX E: Page 7 of 25




SAR Test Setup Photo 9 – Left Cheek with Dual Display Accessory Position #3




SAR Test Setup Photo 10 – Left Tilt



FCC ID: ZNFG900VM	 PCTEST <small>Proud to be part of element</small>	SAR EVALUATION REPORT	 LG	Approved by: Quality Manager
Test Dates: 06/25/20 – 08/05/20	DUT Type: Portable Handset			APPENDIX E: Page 8 of 25




SAR Test Setup Photo 11 – Left Tilt with Dual Display Accessory Position #1




SAR Test Setup Photo 12 – Left Tilt with Dual Display Accessory Position #3




FCC ID: ZNFG900VM	 PCTEST <small>Proud to be part of element</small>	SAR EVALUATION REPORT	 LG	Approved by: Quality Manager
Test Dates: 06/25/20 – 08/05/20	DUT Type: Portable Handset			APPENDIX E: Page 9 of 25




SAR Test Setup Photo 13 – Back Side at 10 mm



SAR Test Setup Photo 14 – Back Side with Dual Display Accessory Position #1 at 10 mm



FCC ID: ZNFG900VM	 PCTEST Proud to be part of  element	SAR EVALUATION REPORT	 LG	Approved by: Quality Manager
Test Dates: 06/25/20 – 08/05/20	DUT Type: Portable Handset			APPENDIX E: Page 10 of 25



SAR Test Setup Photo 15 – Back Side with Dual Display Accessory Position #2 at 10 mm




SAR Test Setup Photo 16 – Back Side with Dual Display Accessory Position #3 at 10 mm




FCC ID: ZNFG900VM	 PCTEST <small>Proud to be part of element</small>	SAR EVALUATION REPORT	 LG	Approved by: Quality Manager
Test Dates: 06/25/20 – 08/05/20	DUT Type: Portable Handset			APPENDIX E: Page 11 of 25




SAR Test Setup Photo 17 – Back Side at 2 mm




SAR Test Setup Photo 18 – Back Side at 0 mm



FCC ID: ZNFG900VM	 PCTEST Proud to be part of  element	SAR EVALUATION REPORT	 LG	Approved by: Quality Manager
Test Dates: 06/25/20 – 08/05/20	DUT Type: Portable Handset			APPENDIX E: Page 12 of 25




SAR Test Setup Photo 19 – Back Side with Dual Display Accessory Position #1 at 0 mm




SAR Test Setup Photo 20 – Front Side at 10 mm



FCC ID: ZNFG900VM	 PCTEST Proud to be part of element	SAR EVALUATION REPORT	 LG	Approved by: Quality Manager
Test Dates: 06/25/20 – 08/05/20	DUT Type: Portable Handset			APPENDIX E: Page 13 of 25



SAR Test Setup Photo 21 – Front Side with Dual Display Accessory Position #3 at 10 mm




SAR Test Setup Photo 22 – Front Side at 1 mm



FCC ID: ZNFG900VM	 PCTEST <small>Proud to be part of element</small>	SAR EVALUATION REPORT	 LG	Approved by: Quality Manager
Test Dates: 06/25/20 – 08/05/20	DUT Type: Portable Handset			APPENDIX E: Page 14 of 25




SAR Test Setup Photo 23 – Front Side at 0 mm




SAR Test Setup Photo 24 – Front Side with Dual Display Accessory Position #3 at 0 mm



FCC ID: ZNFG900VM	 PCTEST Proud to be part of element	SAR EVALUATION REPORT	 LG	Approved by: Quality Manager
Test Dates: 06/25/20 – 08/05/20	DUT Type: Portable Handset			APPENDIX E: Page 15 of 25




SAR Test Setup Photo 25 – Top Edge at 10 mm



SAR Test Setup Photo 26 – Top Edge at 0 mm




FCC ID: ZNFG900VM	 PCTEST <small>Proud to be part of element</small>	SAR EVALUATION REPORT	 LG	Approved by: Quality Manager
Test Dates: 06/25/20 – 08/05/20	DUT Type: Portable Handset			APPENDIX E: Page 16 of 25




SAR Test Setup Photo 27 – Bottom Edge at 10 mm




SAR Test Setup Photo 28 – Bottom Edge with Dual Display Accessory Position #1 at 10 mm



FCC ID: ZNFG900VM	 PCTEST Proud to be part of  element	SAR EVALUATION REPORT	 LG	Approved by: Quality Manager
Test Dates: 06/25/20 – 08/05/20	DUT Type: Portable Handset			APPENDIX E: Page 17 of 25



SAR Test Setup Photo 29 – Bottom Edge with Dual Display Accessory Position #2 at 10 mm



SAR Test Setup Photo 30 – Bottom Edge with Dual Display Accessory Position #3 at 10 mm



FCC ID: ZNFG900VM	 PCTEST <small>Proud to be part of element</small>	SAR EVALUATION REPORT	 LG	Approved by: Quality Manager
Test Dates: 06/25/20 – 08/05/20	DUT Type: Portable Handset			APPENDIX E: Page 18 of 25



SAR Test Setup Photo 31 – Bottom Edge at 4 mm




SAR Test Setup Photo 32 – Bottom Edge at 0 mm




FCC ID: ZNFG900VM	 PCTEST <small>Proud to be part of element</small>	SAR EVALUATION REPORT	 LG	Approved by: Quality Manager
Test Dates: 06/25/20 – 08/05/20	DUT Type: Portable Handset			APPENDIX E: Page 19 of 25




SAR Test Setup Photo 33 – Bottom Edge with Dual Display Accessory Position #1 at 0 mm




SAR Test Setup Photo 34 – Right Edge at 10 mm



FCC ID: ZNFG900VM	 PCTEST Proud to be part of  element	SAR EVALUATION REPORT	 LG	Approved by: Quality Manager
Test Dates: 06/25/20 – 08/05/20	DUT Type: Portable Handset			APPENDIX E: Page 20 of 25



SAR Test Setup Photo 35 – Right Edge with Dual Display Accessory Position #1 at 10 mm



SAR Test Setup Photo 36 – Right Edge at 0 mm




FCC ID: ZNFG900VM	 PCTEST Proud to be part of element	SAR EVALUATION REPORT	 LG	Approved by: Quality Manager
Test Dates: 06/25/20 – 08/05/20	DUT Type: Portable Handset			APPENDIX E: Page 21 of 25




SAR Test Setup Photo 37 – Right Edge with Dual Display Accessory Position #1 at 0 mm




SAR Test Setup Photo 38 – Right Edge with Dual Display Accessory Position #3 at 0 mm




FCC ID: ZNFG900VM	 PCTEST Proud to be part of  element	SAR EVALUATION REPORT	 LG	Approved by: Quality Manager
Test Dates: 06/25/20 – 08/05/20	DUT Type: Portable Handset			APPENDIX E: Page 22 of 25



SAR Test Setup Photo 39 – Left Edge at 10 mm





SAR Test Setup Photo 40 – Left Edge at 0 mm

FCC ID: ZNFG900VM	 Proud to be part of  element	SAR EVALUATION REPORT	 LG	Approved by: Quality Manager
Test Dates: 06/25/20 – 08/05/20	DUT Type: Portable Handset	APPENDIX E: Page 23 of 25		





SAR Test Setup Photo 41 – Left Edge with Dual Display Accessory Position #1 at 0 mm

FCC ID: ZNFG900VM	 PCTEST <small>Proud to be part of element</small>	SAR EVALUATION REPORT	 LG	Approved by: Quality Manager
Test Dates: 06/25/20 – 08/05/20	DUT Type: Portable Handset			APPENDIX E: Page 24 of 25



SAR Test Setup Photo 42: Horizontal and Vertical Reference Lines

FCC ID: ZNFG900VM	 PCTEST <small>Proud to be part of element</small>	SAR EVALUATION REPORT	 LG	Approved by: Quality Manager
Test Dates: 06/25/20 – 08/05/20	DUT Type: Portable Handset			APPENDIX E: Page 25 of 25