







APPENDIX B: TEST SETUP PHOTOGRAPHS

FCC ID: ZNFG900VM	 PCTEST <small>Proud to be part of element</small> PART 2 RF EXPOSURE EVALUATION REPORT  LG	Approved by: Quality Manager
Test Dates: 07/30/2020 - 08/11/2020	DUT Type: Portable Handset	APPENDIX B: Page 1 of 5






Test Setup Photo 1 – Conducted Test Setup (Figure 6-1a)

FCC ID: ZNFG900VM	 PART 2 RF EXPOSURE EVALUATION REPORT 	Approved by: Quality Manager
Test Dates: 07/30/2020 - 08/11/2020	DUT Type: Portable Handset	APPENDIX B: Page 2 of 5






Test Setup Photo 2 – Conducted Test Setup (Figure 6-1b)

FCC ID: ZNFG900VM	 PART 2 RF EXPOSURE EVALUATION REPORT 	Approved by: Quality Manager
Test Dates: 07/30/2020 - 08/11/2020	DUT Type: Portable Handset	APPENDIX B: Page 3 of 5





Test Setup Photo 3 – Conducted Test Setup (Figure 6-1c)

FCC ID: ZNFG900VM	 PART 2 RF EXPOSURE EVALUATION REPORT 	Approved by: Quality Manager
Test Dates: 07/30/2020 - 08/11/2020	DUT Type: Portable Handset	APPENDIX B: Page 4 of 5



Test Setup Photo 8 – Radiated Power Measurement Setup (Figure 7-1)

FCC ID: ZNFG900VM	 PART 2 RF EXPOSURE EVALUATION REPORT 	Approved by: Quality Manager
Test Dates: 07/30/2020 - 08/11/2020	DUT Type: Portable Handset	APPENDIX B: Page 5 of 5