

---


---

**Test Setup photographs (DXX)**


---

---


**EUT Position: X-axis**



**EUT Position: Y-axis**



**EUT Position: Z-axis**



---


---

**Test Setup photographs (DXX)**


---

---

**EUT with Dual Display: 0 degree**



**EUT with Dual Display: 180 degree**




**EUT with Dual Display: 360 degree**



---

## Test Setup Photo of Radiated Measurement (0.009 ~ 30MHz)


---



---

## Test Setup Photo of Radiated Measurement (below 1000MHz)

---



---

## Test Setup photo of Conducted Emissions (DXX)

---

