
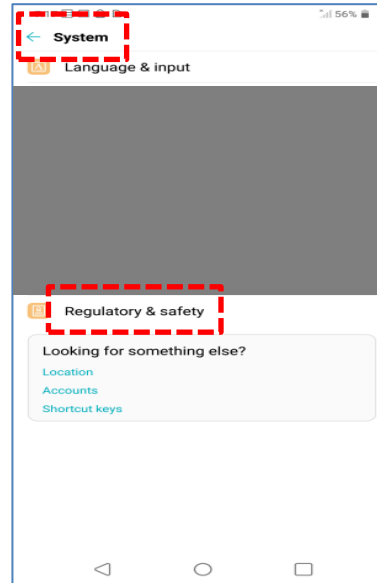


Description of E-label on the ZNFG710VM

1. FCC ID is applied by E-label on device.(Carrier A)



[Step 1]



[Step 2]



FCC ID


E-Label display	
Step 1	Select Setting
Step 2	Select System
Step 3	Select Regulatory and safety

Description of E-label on the ZNFG710VM

2. FCC ID is applied by E-label on device. (Carrier B)



[Step 1]



[Step 2]



FCC ID

E-Label display	
Step 1	Select Setting
Step 2	Select General
Step 3	Select Regulatory and safety

Description of E-label on the ZNFG710VM

2. FCC ID is applied on packaging.

3. Instruction of E-label on the user manual

1) Carrier A

Regulatory Information (FCC ID number, etc.)

For regulatory details, go to **Settings** > **System** > **Regulatory & safety**.

2) Carrier B

Regulatory Information (FCC ID number, etc.)

For regulatory details, go to **Settings** > **General** > **Regulatory & safety**.