

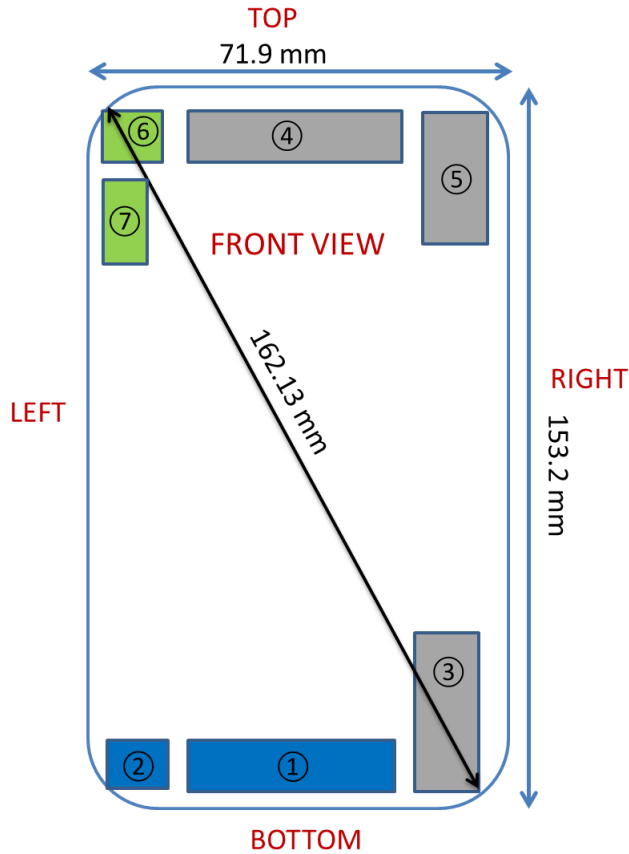


APPENDIX F: DUT ANTENNA DIAGRAM & SAR TEST SETUP PHOTOGRAPHS



FCC ID ZNFG710VM		SAR EVALUATION REPORT		Approved by: Quality Manager
Test Dates: 04/02/18 - 04/15/18	DUT Type: Portable Handset			APPENDIX F: Page 1 of 14



- ① Main Band Antenna I Tx/Rx
 1. GSM/GPRS/EDGE 850 MHz
 2. UMTS Band V
 3. CDMA BC0/BC10
 4. LTE Band 5/12/13/17/26/41
- ② Main Band Antenna II Tx/Rx
 1. GSM/GPRS/EDGE 1900 MHz
 2. UMTS Band II/IV
 3. CDMA BC1
 4. LTE Band 2/4/25/66
 5. LTE Band 41 Rx only
- ③ Sub Antenna I Rx only
 1. LTE Band 2/4/25/66
- ④ Sub Antenna II Rx only
 1. GSM/GPRS/EDGE 850 MHz
 2. UMTS Band V
 3. CDMA BC0/BC10
 4. LTE Band 2/4/5/12/13/17/25/26/41/66
- ⑤ Sub Antenna III Rx only
 1. GPS Antenna
 2. GSM/GPRS/EDGE 1900 MHz
 3. UMTS Band II/IV
 4. CDMA BC1
 5. LTE Band 2/4/25/66/41 Rx only
- ⑥ WIFI/BT Antenna I Tx/Rx
 1. 2.4 GHz WIFI/BT
 2. 5 GHz WIFI
 3. LTE Band 46 (Rx only)
- ⑦ WIFI Antenna 2 Tx/Rx
 1. 2.4 GHz WIFI
 2. 5 GHz WIFI
 3. LTE Band 46 (Rx Only)

Note: Exact antenna dimensions and separation distances are shown in the Technical Descriptions in the FCC Filing.

**Figure F-1
DUT Antenna Locations**

FCC ID ZNFG710VM		SAR EVALUATION REPORT		Approved by: Quality Manager
Test Dates: 04/02/18 - 04/15/18	DUT Type: Portable Handset			APPENDIX F: Page 2 of 14

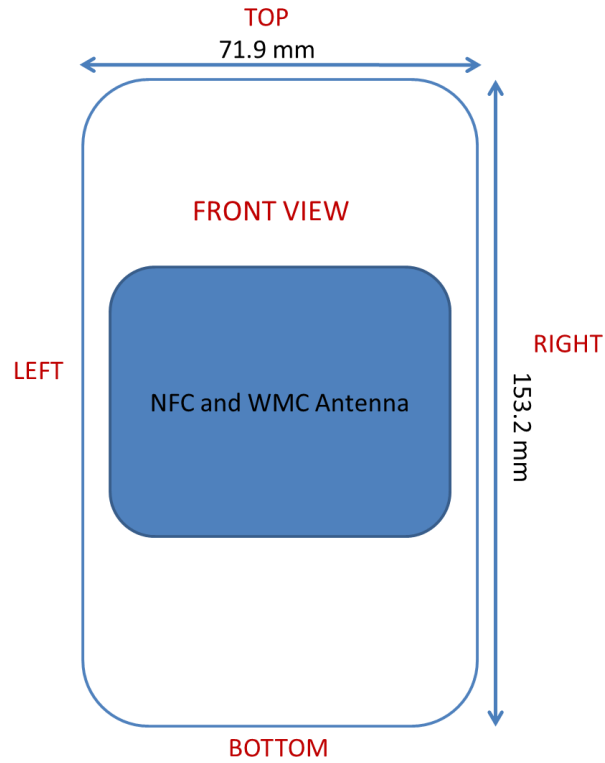






Figure F-2
NFC Antenna Locations



FCC ID ZNFG710VM		SAR EVALUATION REPORT		Approved by: Quality Manager
Test Dates: 04/02/18 - 04/15/18	DUT Type: Portable Handset	APPENDIX F: Page 3 of 14		




SAR Test Setup Photo 1 – Right Cheek




SAR Test Setup Photo 2 – Right Tilt



FCC ID ZNFG710VM		SAR EVALUATION REPORT		Approved by: Quality Manager
Test Dates: 04/02/18 - 04/15/18	DUT Type: Portable Handset	APPENDIX F: Page 4 of 14		




SAR Test Setup Photo 3 – Left Cheek




SAR Test Setup Photo 4 – Left Tilt



FCC ID ZNFG710VM	 <small>PROFESSIONAL LABORATORY, INC.</small>	SAR EVALUATION REPORT		Approved by: Quality Manager
Test Dates: 04/02/18 - 04/15/18	DUT Type: Portable Handset	APPENDIX F: Page 5 of 14		




SAR Test Setup Photo 5 – Back Side at 10 mm




SAR Test Setup Photo 6 – Back Side at 5 mm



FCC ID ZNFG710VM		SAR EVALUATION REPORT		Approved by: Quality Manager
Test Dates: 04/02/18 - 04/15/18	DUT Type: Portable Handset	APPENDIX F: Page 6 of 14		




SAR Test Setup Photo 7 – Back Side at 0 mm




SAR Test Setup Photo 8 – Front Side at 10 mm



FCC ID ZNFG710VM		SAR EVALUATION REPORT		Approved by: Quality Manager
Test Dates: 04/02/18 - 04/15/18	DUT Type: Portable Handset	APPENDIX F: Page 7 of 14		




SAR Test Setup Photo 9 – Front Side at 2 mm




SAR Test Setup Photo 10 – Front Side at 0 mm



FCC ID ZNFG710VM		SAR EVALUATION REPORT		Approved by: Quality Manager
Test Dates: 04/02/18 - 04/15/18	DUT Type: Portable Handset			APPENDIX F: Page 8 of 14




SAR Test Setup Photo 11 – Top Edge at 10 mm




SAR Test Setup Photo 12 – Top Edge at 0 mm



FCC ID ZNFG710VM	 <small>PCTEST ENGINEERING LABORATORY, INC.</small>	SAR EVALUATION REPORT		Approved by: Quality Manager
Test Dates: 04/02/18 - 04/15/18	DUT Type: Portable Handset	APPENDIX F: Page 9 of 14		




SAR Test Setup Photo 13 – Bottom Edge at 10 mm




SAR Test Setup Photo 14 – Bottom Edge at 6 mm



FCC ID ZNFG710VM		SAR EVALUATION REPORT		Approved by: Quality Manager
Test Dates: 04/02/18 - 04/15/18	DUT Type: Portable Handset	APPENDIX F: Page 10 of 14		




SAR Test Setup Photo 15 – Bottom Edge at 0 mm




SAR Test Setup Photo 16 – Right Edge at 10 mm



FCC ID ZNFG710VM		SAR EVALUATION REPORT		Approved by: Quality Manager
Test Dates: 04/02/18 - 04/15/18	DUT Type: Portable Handset			APPENDIX F: Page 11 of 14




SAR Test Setup Photo 17 – Right Edge at 0 mm





SAR Test Setup Photo 18 – Left Edge at 10 mm

FCC ID ZNFG710VM		SAR EVALUATION REPORT		Approved by: Quality Manager
Test Dates: 04/02/18 - 04/15/18	DUT Type: Portable Handset	APPENDIX F: Page 12 of 14		





SAR Test Setup Photo 19 – Left Edge at 0 mm

FCC ID ZNFG710VM		SAR EVALUATION REPORT		Approved by: Quality Manager
Test Dates: 04/02/18 - 04/15/18	DUT Type: Portable Handset			APPENDIX F: Page 13 of 14



SAR Test Setup Photo 20 – Horizontal and Vertical Reference Lines

FCC ID ZNFG710VM		SAR EVALUATION REPORT		Approved by: Quality Manager
Test Dates: 04/02/18 - 04/15/18	DUT Type: Portable Handset			APPENDIX F: Page 14 of 14