





APPENDIX D: TEST SETUP PHOTOGRAPHS



FCC ID: ZNFF100TM	 PCTEST <small>Proud to be part of element</small> PART 2 RF EXPOSURE EVALUATION REPORT	 LG	Approved by: Quality Manager
Test Dates: 08/08/20 - 09/25/20	DUT Type: Portable Handset	Appendix D Page 1 of 4	




Test Setup Photo 1 - Conducted Test Setup (Figure 5-1a)






Test Setup Photo 2 – Conducted Test Setup (Figure 5-1b)

FCC ID: ZNFF100TM	 PCTEST <small>Proud to be part of element</small>	PART 2 RF EXPOSURE EVALUATION REPORT		Approved by: Quality Manager
Test Dates: 08/08/20 - 09/25/20	DUT Type: Portable Handset	Appendix D Page 2 of 4		




Test Setup Photo 3 - Conducted Test Setup (Figure 5-1c)



FCC ID: ZNFF100TM	 PART 2 RF EXPOSURE EVALUATION REPORT 	Approved by: Quality Manager
Test Dates: 08/08/20 - 09/25/20	DUT Type: Portable Handset	Appendix D Page 3 of 4



Test Setup Photo 4 – Right Edge, 10mm



Test Setup Photo 5 – Bottom Edge, 10mm

FCC ID: ZNFF100TM	 PART 2 RF EXPOSURE EVALUATION REPORT 	Approved by: Quality Manager
Test Dates: 08/08/20 - 09/25/20	DUT Type: Portable Handset	Appendix D Page 4 of 4