




APPENDIX F: SAR TEST SETUP PHOTOGRAPHS



FCC ID: ZNFE980	 PCTEST ENGINEERING LABORATORY, INC.	SAR EVALUATION REPORT	 LG	Reviewed by: Quality Manager
Test Dates: 02/13/13 - 03/13/13	DUT Type: Portable Handset			APPENDIX F: Page 1 of 9



SAR Test Setup Photo 1: Right Cheek



SAR Test Setup Photo 2: Right Tilt



FCC ID: ZNFE980		SAR EVALUATION REPORT	 Reviewed by: Quality Manager
Test Dates: 02/13/13 - 03/13/13	DUT Type: Portable Handset	APPENDIX F: Page 2 of 9	




SAR Test Setup Photo 3: Right Cheek Folio Closed




SAR Test Setup Photo 4: Right Cheek Folio Open



FCC ID: ZNFE980		SAR EVALUATION REPORT		Reviewed by: Quality Manager
Test Dates: 02/13/13 - 03/13/13	DUT Type: Portable Handset			APPENDIX F: Page 3 of 9



SAR Test Setup Photo 5: Left Cheek




SAR Test Setup Photo 6: Left Tilt



FCC ID: ZNFE980		SAR EVALUATION REPORT		Reviewed by: Quality Manager
Test Dates: 02/13/13 - 03/13/13	DUT Type: Portable Handset			APPENDIX F: Page 4 of 9



SAR Test Setup Photo 7: Left Cheek Folio Closed



SAR Test Setup Photo 8: Left Cheek Folio Open



FCC ID: ZNFE980		SAR EVALUATION REPORT		Reviewed by: Quality Manager
Test Dates: 02/13/13 - 03/13/13	DUT Type: Portable Handset			APPENDIX F: Page 5 of 9



SAR Test Setup Photo 9: Back Side at 1.0 cm



SAR Test Setup Photo 10: Back Side Folio Closed at 1.0 cm



FCC ID: ZNFE980		SAR EVALUATION REPORT		Reviewed by: Quality Manager
Test Dates: 02/13/13 - 03/13/13	DUT Type: Portable Handset			APPENDIX F: Page 6 of 9



SAR Test Setup Photo 11: Front Side at 1.0 cm



SAR Test Setup Photo 12: Right Edge at 1.0 cm



FCC ID: ZNFE980		SAR EVALUATION REPORT	 Reviewed by: Quality Manager
Test Dates: 02/13/13 - 03/13/13	DUT Type: Portable Handset	APPENDIX F: Page 7 of 9	



SAR Test Setup Photo 13: Right Edge Folio Closed at 1.0 cm

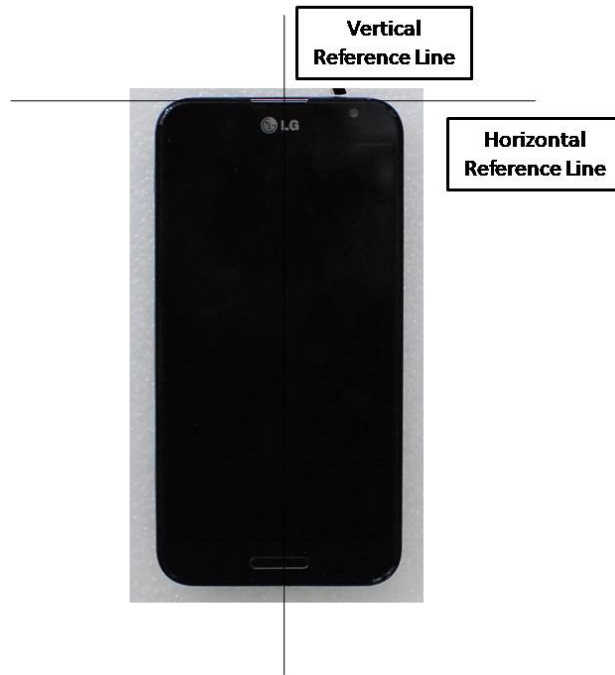


SAR Test Setup Photo 14: Left Edge at 1.0 cm



FCC ID: ZNFE980		SAR EVALUATION REPORT		Reviewed by: Quality Manager
Test Dates: 02/13/13 - 03/13/13	DUT Type: Portable Handset			APPENDIX F: Page 8 of 9



SAR Test Setup Photo 15: Bottom Edge at 1.0cm



SAR Test Setup Photo 16: Vertical and Horizontal Reference Lines

FCC ID: ZNFE980		SAR EVALUATION REPORT	 Reviewed by: Quality Manager
Test Dates: 02/13/13 - 03/13/13	DUT Type: Portable Handset	APPENDIX F: Page 9 of 9	