

DIGITAL EMC CO., LTD

DUT: LG-E974; Type: Bar

Communication System: GSM 850; Frequency: 836.6 MHz; Duty Cycle: 1:8.3
Medium parameters used: $f = 836.6$ MHz; $\sigma = 0.878$ mho/m; $\epsilon_r = 39.991$; $\rho = 1000$ kg/m³

Phantom section: Left Section

DASY5 Configuration:

Probe: EX3DV4 - SN3866; ConvF(8.98, 8.98, 8.98); Calibrated: 2012-06-20; ; Electronics: DAE4 Sn1335
Phantom: SAM with CRP_20120521; Type: SAM; Serial: 1679
Measurement SW: DASY52, Version 52.8 (2); SEMCAD X Version 14.6.6 (6477)

Test Date: 2012-09-01; Ambient Temp: 22.2; Tissue Temp: 22.3

Left Touch, GSM850 Ch. 190, Ant Internal, Standard Battery

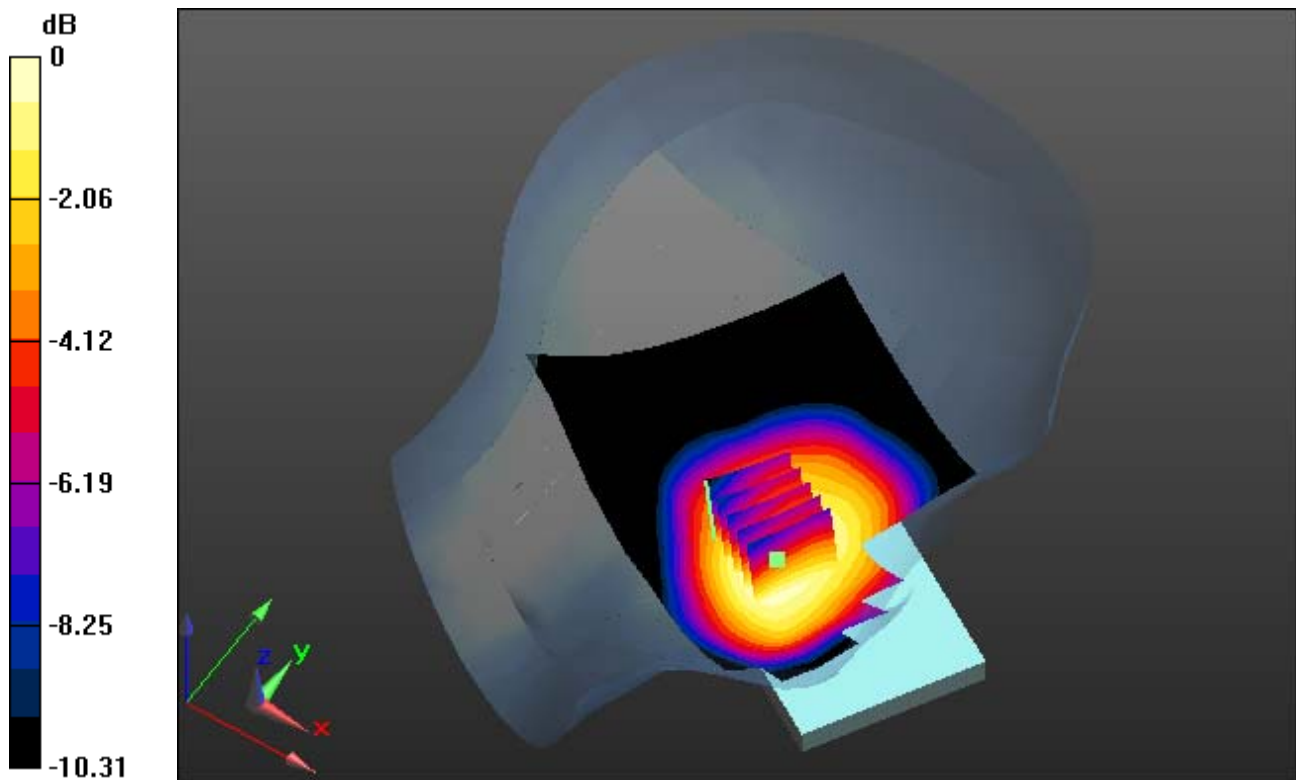
Area Scan (81x131x1): Measurement grid: dx=15mm, dy=15mm

Zoom Scan (5x5x7)/Cube 0: Measurement grid: dx=8mm, dy=8mm, dz=5mm

Power Drift = 0.10 dB

Peak SAR (extrapolated) = 0.242 mW/g

SAR(1 g) = 0.185 W/kg; SAR(10 g) = 0.140 W/kg



0 dB = 0.211 mW/g

DIGITAL EMC CO., LTD

DUT: LG-E974; Type: Bar

Communication System: GSM 850; Frequency: 836.6 MHz; Duty Cycle: 1:8.3
Medium parameters used: $f = 836.6$ MHz; $\sigma = 0.878$ mho/m; $\epsilon_r = 39.991$; $\rho = 1000$ kg/m³
Phantom section: Right Section

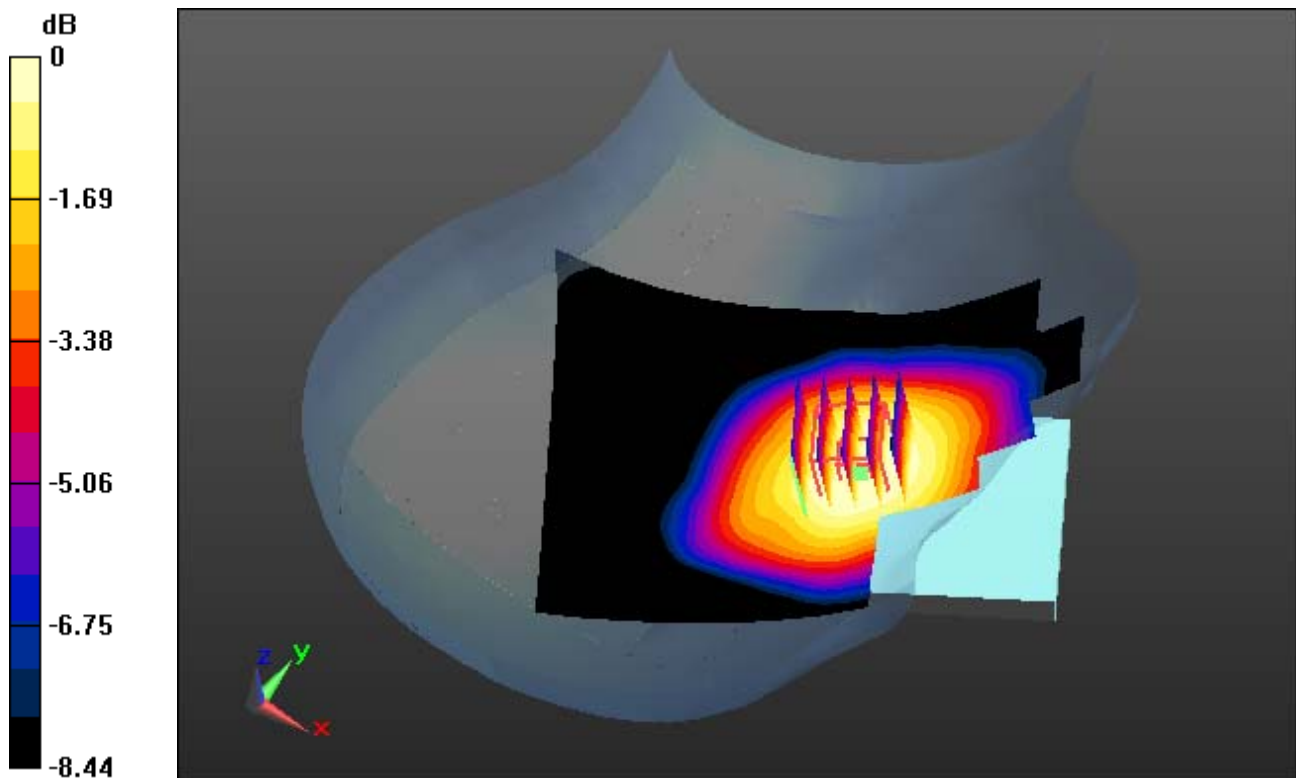
DASY5 Configuration:

Probe: EX3DV4 - SN3866; ConvF(8.98, 8.98, 8.98); Calibrated: 2012-06-20; ; Electronics: DAE4 Sn1335
Phantom: SAM with CRP_20120521; Type: SAM; Serial: 1679
Measurement SW: DASY52, Version 52.8 (2); SEMCAD X Version 14.6.6 (6477)

Test Date: 2012-09-01; Ambient Temp: 22.2; Tissue Temp: 22.3

Right Touch, GSM850 Ch. 190, Ant Internal, Standard Battery

Area Scan (81x121x1): Measurement grid: dx=15mm, dy=15mm
Zoom Scan (5x5x7)/Cube 0: Measurement grid: dx=8mm, dy=8mm, dz=5mm
Power Drift = -0.03 dB
Peak SAR (extrapolated) = 0.185 mW/g
SAR(1 g) = 0.151 W/kg; SAR(10 g) = 0.118 W/kg



0 dB = 0.169 mW/g

DIGITAL EMC CO., LTD

DUT: LG-E974; Type: Bar

Communication System: GSM 850; Frequency: 836.6 MHz; Duty Cycle: 1:8.3
Medium parameters used: $f = 836.6$ MHz; $\sigma = 0.878$ mho/m; $\epsilon_r = 39.991$; $\rho = 1000$ kg/m³

Phantom section: Left Section

DASY5 Configuration:

Probe: EX3DV4 - SN3866; ConvF(8.98, 8.98, 8.98); Calibrated: 2012-06-20; ; Electronics: DAE4 Sn1335
Phantom: SAM with CRP_20120521; Type: SAM; Serial: 1679
Measurement SW: DASY52, Version 52.8 (2); SEMCAD X Version 14.6.6 (6477)

Test Date: 2012-09-01; Ambient Temp: 22.2; Tissue Temp: 22.3

Left Tilt, GSM850 Ch. 190, Ant Internal, Standard Battery

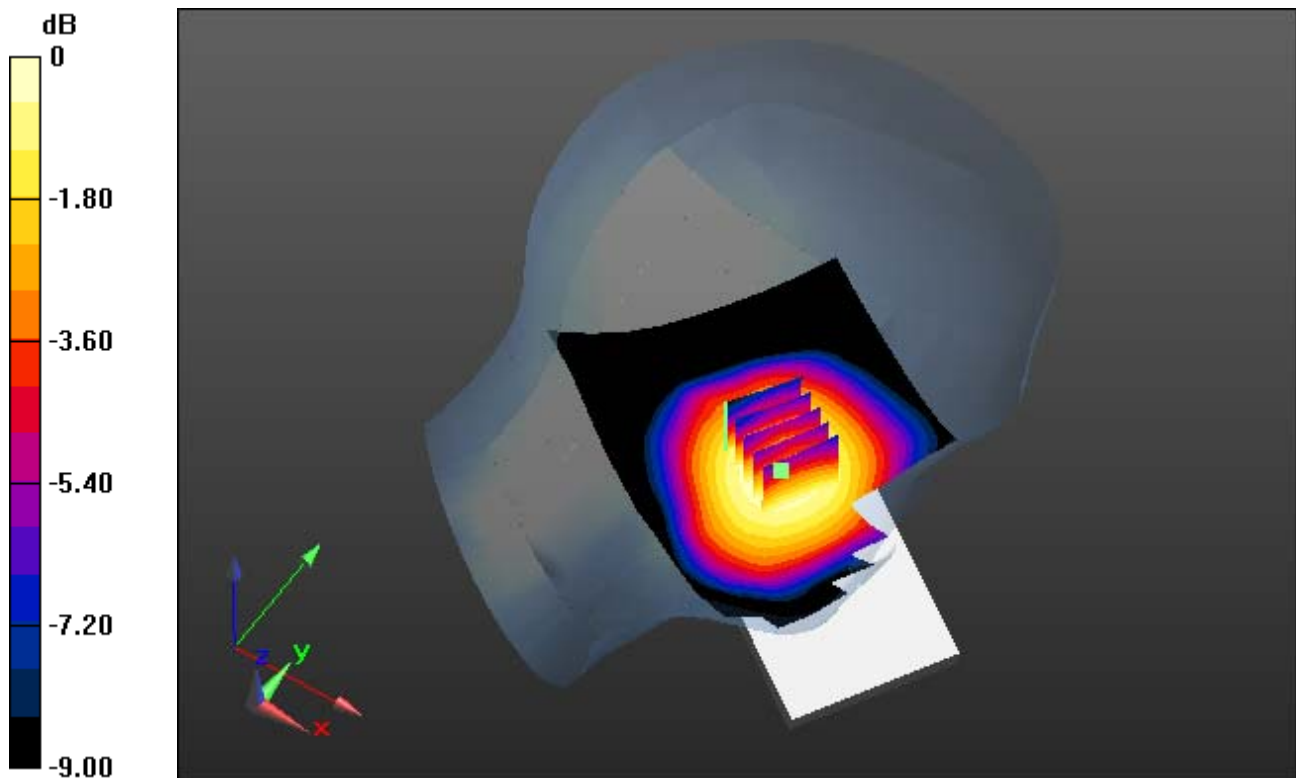
Area Scan (81x131x1): Measurement grid: dx=15mm, dy=15mm

Zoom Scan (5x5x7)/Cube 0: Measurement grid: dx=8mm, dy=8mm, dz=5mm

Power Drift = 0.02 dB

Peak SAR (extrapolated) = 0.128 mW/g

SAR(1 g) = 0.104 W/kg; SAR(10 g) = 0.081 W/kg



0 dB = 0.117 mW/g

DIGITAL EMC CO., LTD

DUT: LG-E974; Type: Bar

Communication System: GSM 850; Frequency: 836.6 MHz; Duty Cycle: 1:8.3
Medium parameters used: $f = 836.6$ MHz; $\sigma = 0.878$ mho/m; $\epsilon_r = 39.991$; $\rho = 1000$ kg/m³
Phantom section: Right Section

DASY5 Configuration:

Probe: EX3DV4 - SN3866; ConvF(8.98, 8.98, 8.98); Calibrated: 2012-06-20; ; Electronics: DAE4 Sn1335
Phantom: SAM with CRP_20120521; Type: SAM; Serial: 1679
Measurement SW: DASY52, Version 52.8 (2); SEMCAD X Version 14.6.6 (6477)

Test Date: 2012-09-01; Ambient Temp: 22.2; Tissue Temp: 22.3

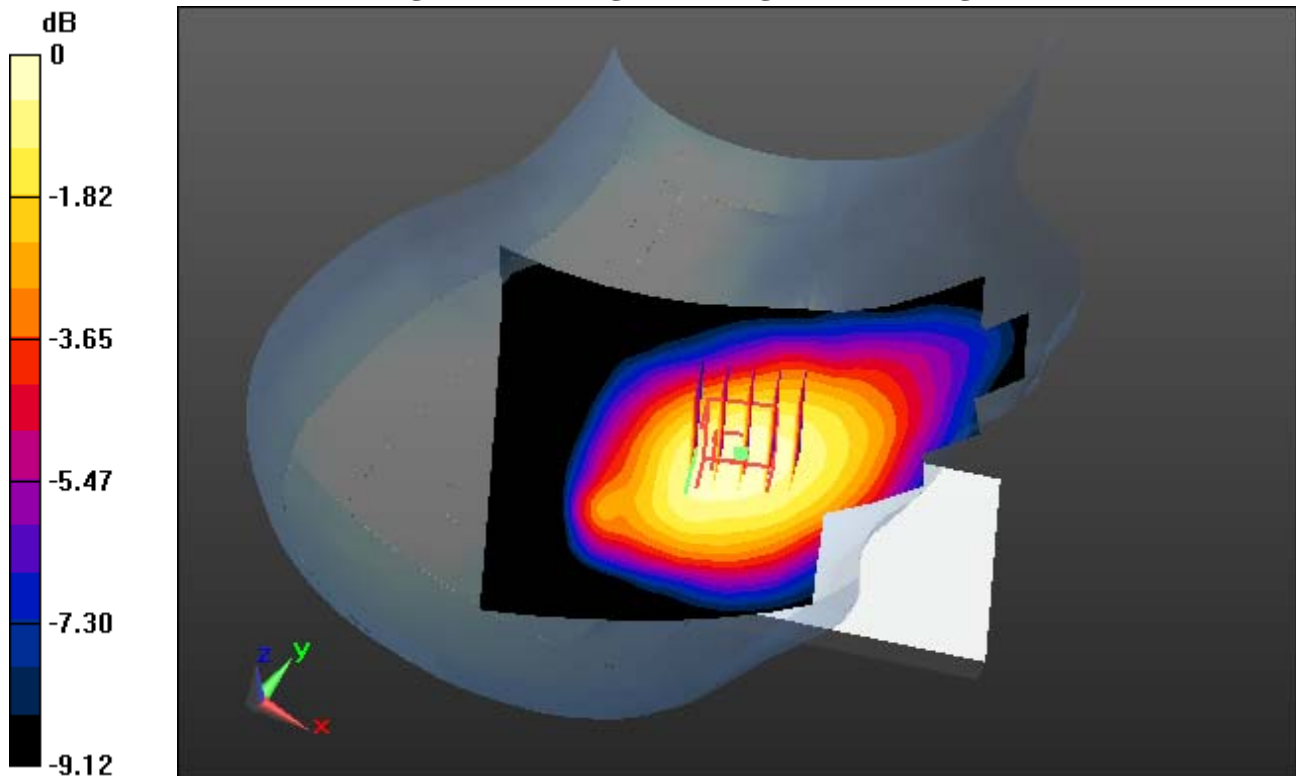
Right Tilt, GSM850 Ch. 190, Ant Internal, Standard Battery

Area Scan (81x121x1): Measurement grid: dx=15mm, dy=15mm

Zoom Scan (5x5x7)/Cube 0: Measurement grid: dx=8mm, dy=8mm, dz=5mm
Power Drift = 0.20 dB

Peak SAR (extrapolated) = 0.117 mW/g

SAR(1 g) = 0.094 W/kg; SAR(10 g) = 0.072 W/kg



0 dB = 0.106 mW/g

DIGITAL EMC CO., LTD

DUT: LG-E974; Type: Bar

Communication System: GSM 850; Frequency: 836.6 MHz; Duty Cycle: 1:8.3
Medium parameters used: $f = 836.6$ MHz; $\sigma = 0.878$ mho/m; $\epsilon_r = 39.991$; $\rho = 1000$ kg/m³
Phantom section: Left Section

DASY5 Configuration:

Probe: EX3DV4 - SN3866; ConvF(8.98, 8.98, 8.98); Calibrated: 2012-06-20; ; Electronics: DAE4 Sn1335
Phantom: SAM with CRP_20120521; Type: SAM; Serial: 1679
Measurement SW: DASY52, Version 52.8 (2); SEMCAD X Version 14.6.6 (6477)

Test Date: 2012-09-01; Ambient Temp: 22.2; Tissue Temp: 22.3

Left Touch, GSM850 GPRS Class 8 Ch. 190, Ant Internal, Standard Battery


Area Scan (81x131x1): Measurement grid: dx=15mm, dy=15mm

Zoom Scan (5x5x7)/Cube 0: Measurement grid: dx=8mm, dy=8mm, dz=5mm

Power Drift = -0.13 dB

Peak SAR (extrapolated) = 0.238 mW/g

SAR(1 g) = 0.189 W/kg; SAR(10 g) = 0.145 W/kg



0 dB = 0.217 mW/g

DIGITAL EMC CO., LTD

DUT: LG-E974; Type: Bar

Communication System: GSM 850_10; Frequency: 836.6 MHz; Duty Cycle: 1:4.15
Medium parameters used: $f = 836.6$ MHz; $\sigma = 0.878$ mho/m; $\epsilon_r = 39.991$; $\rho = 1000$ kg/m³

Phantom section: Left Section

DASY5 Configuration:

Probe: EX3DV4 - SN3866; ConvF(8.98, 8.98, 8.98); Calibrated: 2012-06-20; ; Electronics: DAE4 Sn1335
Phantom: SAM with CRP_20120521; Type: SAM; Serial: 1679
Measurement SW: DASY52, Version 52.8 (2); SEMCAD X Version 14.6.6 (6477)

Test Date: 2012-09-01; Ambient Temp: 22.2; Tissue Temp: 22.3

Left Touch, GSM850 GPRS Class 10 Ch. 190, Ant Internal, Standard Battery

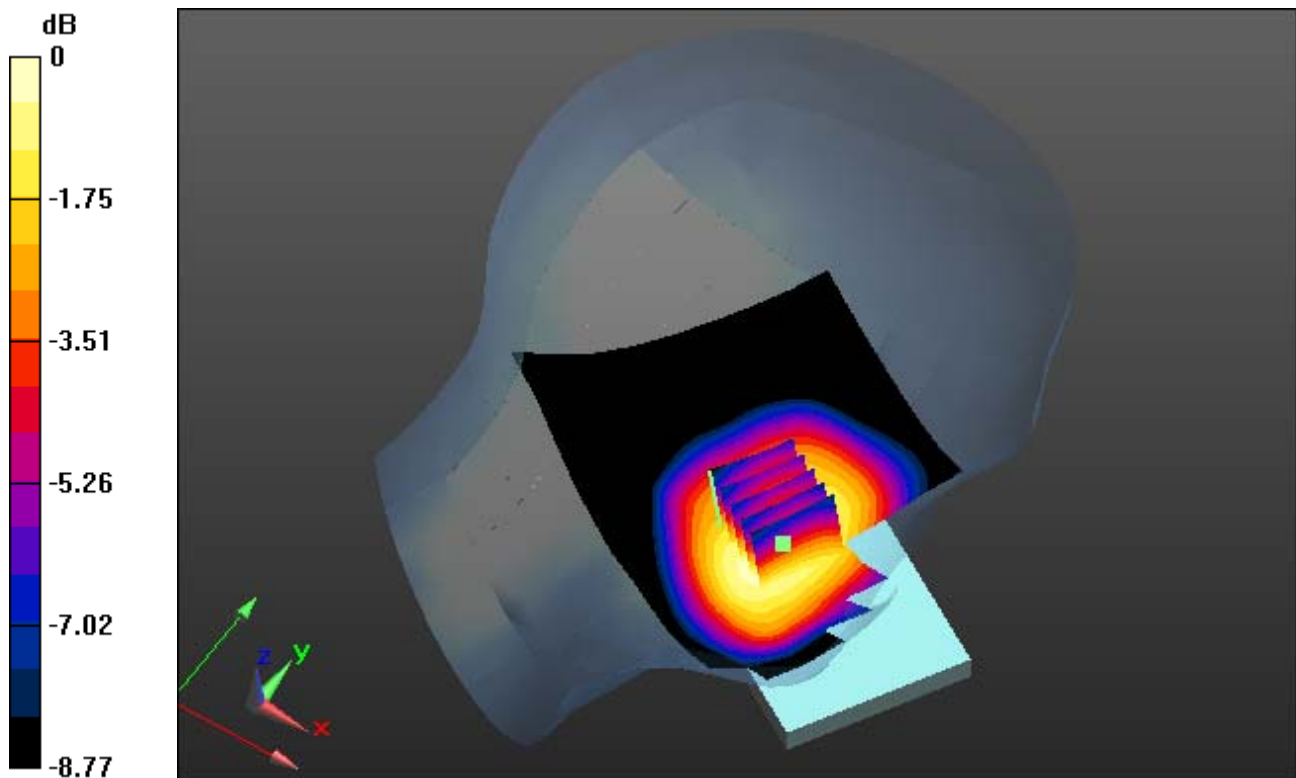
Area Scan (81x131x1): Measurement grid: dx=15mm, dy=15mm

Zoom Scan (5x5x7)/Cube 0: Measurement grid: dx=8mm, dy=8mm, dz=5mm

Power Drift = -0.20 dB

Peak SAR (extrapolated) = 0.295 mW/g

SAR(1 g) = 0.235 W/kg; SAR(10 g) = 0.180 W/kg



0 dB = 0.270 mW/g

DIGITAL EMC CO., LTD

DUT: LG-E974; Type: Bar

Communication System: GSM 850_11; Frequency: 836.6 MHz; Duty Cycle: 1:2.77
Medium parameters used: $f = 836.6$ MHz; $\sigma = 0.878$ mho/m; $\epsilon_r = 39.991$; $\rho = 1000$ kg/m³

Phantom section: Left Section

DASY5 Configuration:

Probe: EX3DV4 - SN3866; ConvF(8.98, 8.98, 8.98); Calibrated: 2012-06-20; ; Electronics: DAE4 Sn1335
Phantom: SAM with CRP_20120521; Type: SAM; Serial: 1679
Measurement SW: DASY52, Version 52.8 (2); SEMCAD X Version 14.6.6 (6477)

Test Date: 2012-09-01; Ambient Temp: 22.2; Tissue Temp: 22.3

Left Touch, GSM850 GPRS Class 11 Ch. 190, Ant Internal, Standard Battery


Area Scan (81x131x1): Measurement grid: dx=15mm, dy=15mm

Zoom Scan (5x5x7)/Cube 0: Measurement grid: dx=8mm, dy=8mm, dz=5mm

Power Drift = -0.21 dB

Peak SAR (extrapolated) = 0.202 mW/g

SAR(1 g) = 0.161 W/kg; SAR(10 g) = 0.123 W/kg



0 dB = 0.183 mW/g

DIGITAL EMC CO., LTD

DUT: LG-E974; Type: Bar

Communication System: GSM 850_12; Frequency: 836.6 MHz; Duty Cycle: 1:2.075
Medium parameters used: $f = 836.6$ MHz; $\sigma = 0.878$ mho/m; $\epsilon_r = 39.991$; $\rho = 1000$ kg/m³

Phantom section: Left Section

DASY5 Configuration:

Probe: EX3DV4 - SN3866; ConvF(8.98, 8.98, 8.98); Calibrated: 2012-06-20; ; Electronics: DAE4 Sn1335
Phantom: SAM with CRP_20120521; Type: SAM; Serial: 1679
Measurement SW: DASY52, Version 52.8 (2); SEMCAD X Version 14.6.6 (6477)

Test Date: 2012-09-01; Ambient Temp: 22.2; Tissue Temp: 22.3

Left Touch, GSM850 GPRS Class 12 Ch. 190, Ant Internal, Standard Battery


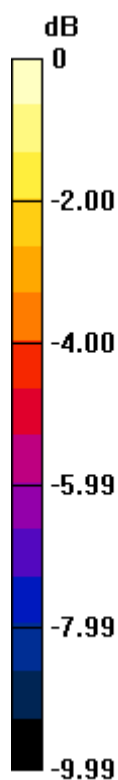
Area Scan (81x131x1): Measurement grid: dx=15mm, dy=15mm

Zoom Scan (5x5x7)/Cube 0: Measurement grid: dx=8mm, dy=8mm, dz=5mm

Power Drift = 0.19 dB

Peak SAR (extrapolated) = 0.138 mW/g

SAR(1 g) = 0.109 W/kg; SAR(10 g) = 0.083 W/kg



0 dB = 0.125 mW/g

DIGITAL EMC CO., LTD

DUT: LG-E974; Type: Bar

Communication System: GSM 850_10; Frequency: 836.6 MHz; Duty Cycle: 1:4.15
Medium parameters used: $f = 836.6$ MHz; $\sigma = 0.878$ mho/m; $\epsilon_r = 39.991$; $\rho = 1000$ kg/m³

Phantom section: Right Section

DASY5 Configuration:

Probe: EX3DV4 - SN3866; ConvF(8.98, 8.98, 8.98); Calibrated: 2012-06-20; ; Electronics: DAE4 Sn1335
Phantom: SAM with CRP_20120521; Type: SAM; Serial: 1679
Measurement SW: DASY52, Version 52.8 (2); SEMCAD X Version 14.6.6 (6477)

Test Date: 2012-09-01; Ambient Temp: 22.2; Tissue Temp: 22.3

Right Touch, GSM850 GPRS Class 10 Ch. 190, Ant Internal, Standard Battery

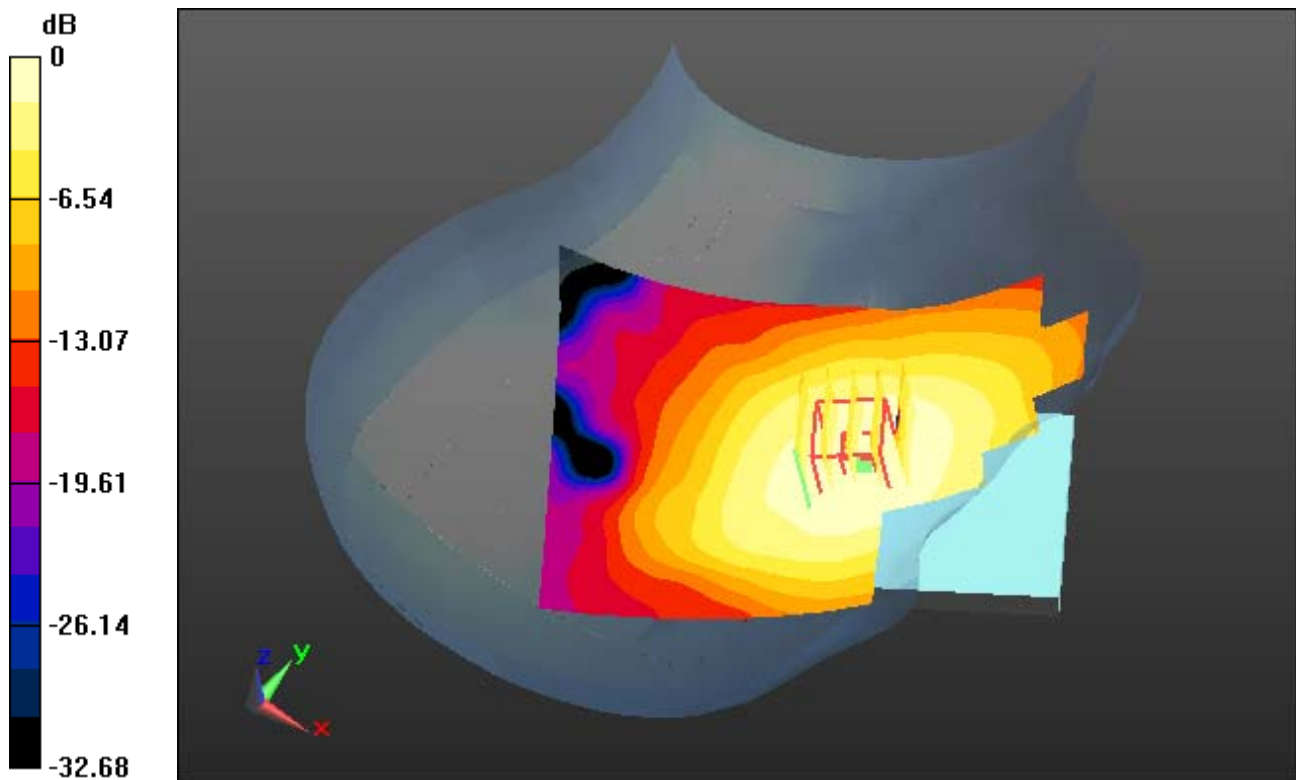
Area Scan (81x121x1): Measurement grid: dx=15mm, dy=15mm

Zoom Scan (5x5x7)/Cube 0: Measurement grid: dx=8mm, dy=8mm, dz=5mm

Power Drift = 0.02 dB

Peak SAR (extrapolated) = 0.261 mW/g

SAR(1 g) = 0.213 W/kg; SAR(10 g) = 0.164 W/kg



0 dB = 0.238 mW/g

DIGITAL EMC CO., LTD

DUT: LG-E974; Type: Bar

Communication System: GSM 850_10; Frequency: 836.6 MHz; Duty Cycle: 1:4.15
Medium parameters used: $f = 836.6$ MHz; $\sigma = 0.878$ mho/m; $\epsilon_r = 39.991$; $\rho = 1000$ kg/m³

Phantom section: Left Section

DASY5 Configuration:

Probe: EX3DV4 - SN3866; ConvF(8.98, 8.98, 8.98); Calibrated: 2012-06-20; ; Electronics: DAE4 Sn1335
Phantom: SAM with CRP_20120521; Type: SAM; Serial: 1679
Measurement SW: DASY52, Version 52.8 (2); SEMCAD X Version 14.6.6 (6477)

Test Date: 2012-09-01; Ambient Temp: 22.2; Tissue Temp: 22.3

Left Tilt, GSM850 GPRS Class 10 Ch. 190, Ant Internal, Standard Battery

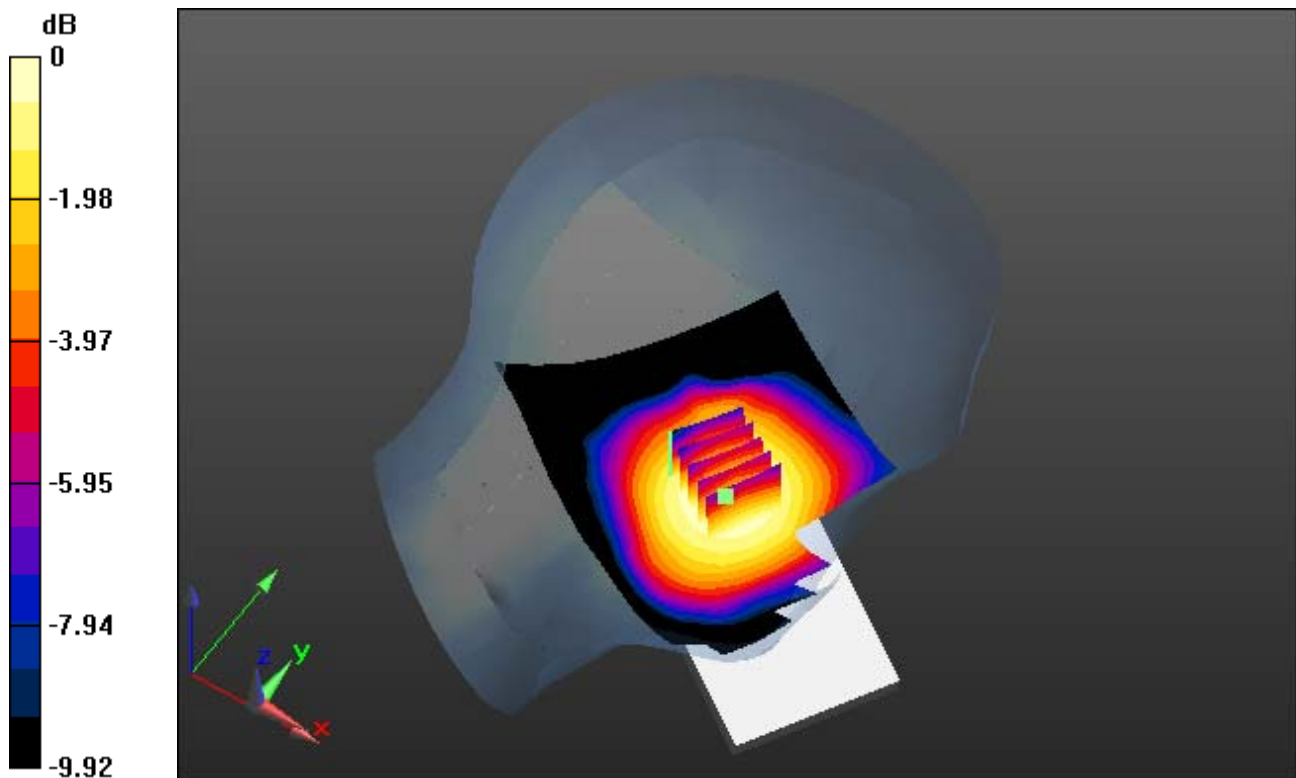
Area Scan (81x131x1): Measurement grid: dx=15mm, dy=15mm

Zoom Scan (5x5x7)/Cube 0: Measurement grid: dx=8mm, dy=8mm, dz=5mm

Power Drift = -0.12 dB

Peak SAR (extrapolated) = 0.137 mW/g

SAR(1 g) = 0.111 W/kg; SAR(10 g) = 0.088 W/kg



0 dB = 0.125 mW/g

DIGITAL EMC CO., LTD

DUT: LG-E974; Type: Bar

Communication System: GSM 850_10; Frequency: 836.6 MHz; Duty Cycle: 1:4.15
Medium parameters used: $f = 836.6$ MHz; $\sigma = 0.878$ mho/m; $\epsilon_r = 39.991$; $\rho = 1000$ kg/m³

Phantom section: Right Section

DASY5 Configuration:

Probe: EX3DV4 - SN3866; ConvF(8.98, 8.98, 8.98); Calibrated: 2012-06-20; ; Electronics: DAE4 Sn1335

Phantom: SAM with CRP_20120521; Type: SAM; Serial: 1679

Measurement SW: DASY52, Version 52.8 (2); SEMCAD X Version 14.6.6 (6477)

Test Date: 2012-09-01; Ambient Temp: 22.2; Tissue Temp: 22.3

Right Tilt, GSM850 GPRS Class 10 Ch. 190, Ant Internal, Standard Battery

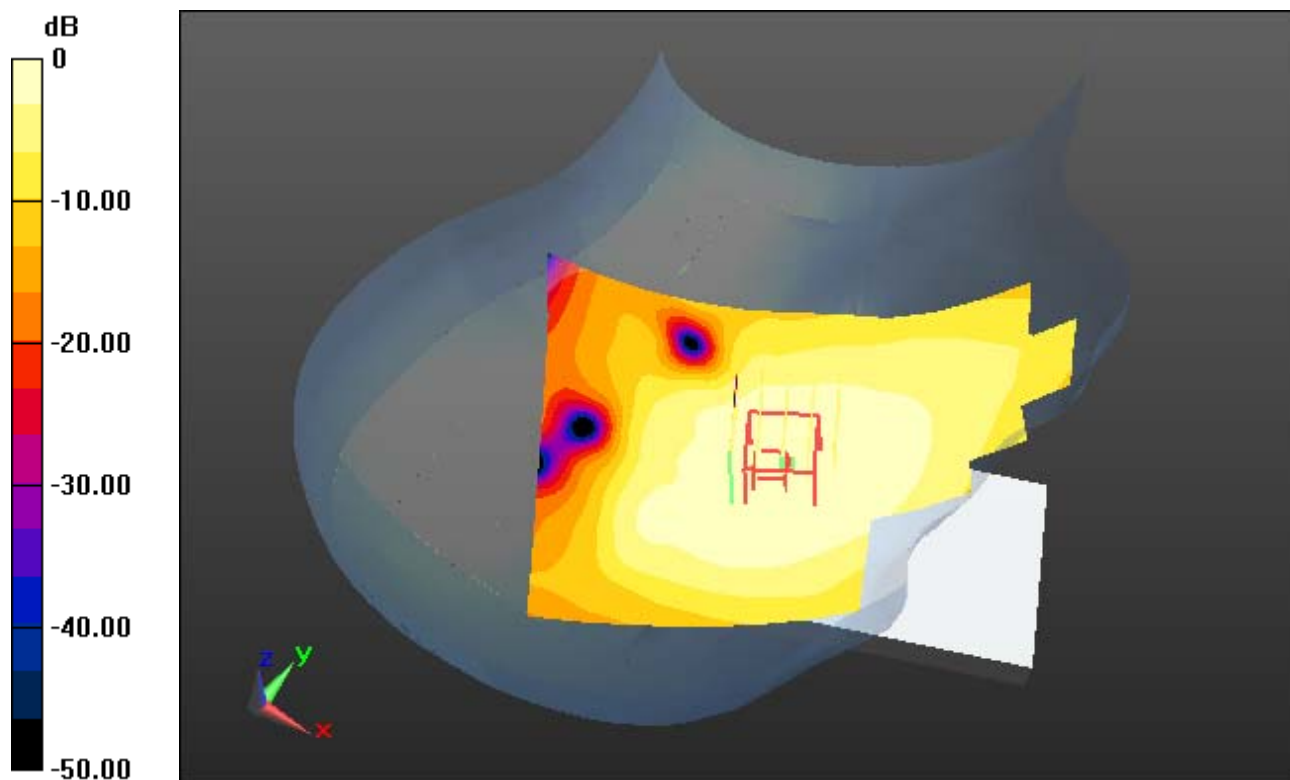
Area Scan (81x121x1): Measurement grid: dx=15mm, dy=15mm

Zoom Scan (5x5x7)/Cube 0: Measurement grid: dx=8mm, dy=8mm, dz=5mm

Power Drift = 0.17 dB

Peak SAR (extrapolated) = 0.151 mW/g

SAR(1 g) = 0.123 W/kg; SAR(10 g) = 0.096 W/kg



0 dB = 0.138 mW/g

DIGITAL EMC CO., LTD

DUT: LG-E974; Type: Bar

Communication System: PCS 1900; Frequency: 1880 MHz; Duty Cycle: 1:8.3
Medium parameters used: $f = 1880$ MHz; $\sigma = 1.39$ mho/m; $\epsilon_r = 39.868$; $\rho = 1000$ kg/m³
Phantom section: Left Section

DASY5 Configuration:

Probe: EX3DV4 - SN3866; ConvF(7.76, 7.76, 7.76); Calibrated: 2012-06-20; ; Electronics: DAE4 Sn1335
Phantom: SAM with CRP_20120521; Type: SAM; Serial: 1679
Measurement SW: DASY52, Version 52.8 (2); SEMCAD X Version 14.6.6 (6477)

Test Date: 2012-09-02; Ambient Temp: 22.1; Tissue Temp: 22.2

Left Touch, PCS1900 Ch. 661, Ant Internal, Standard Battery

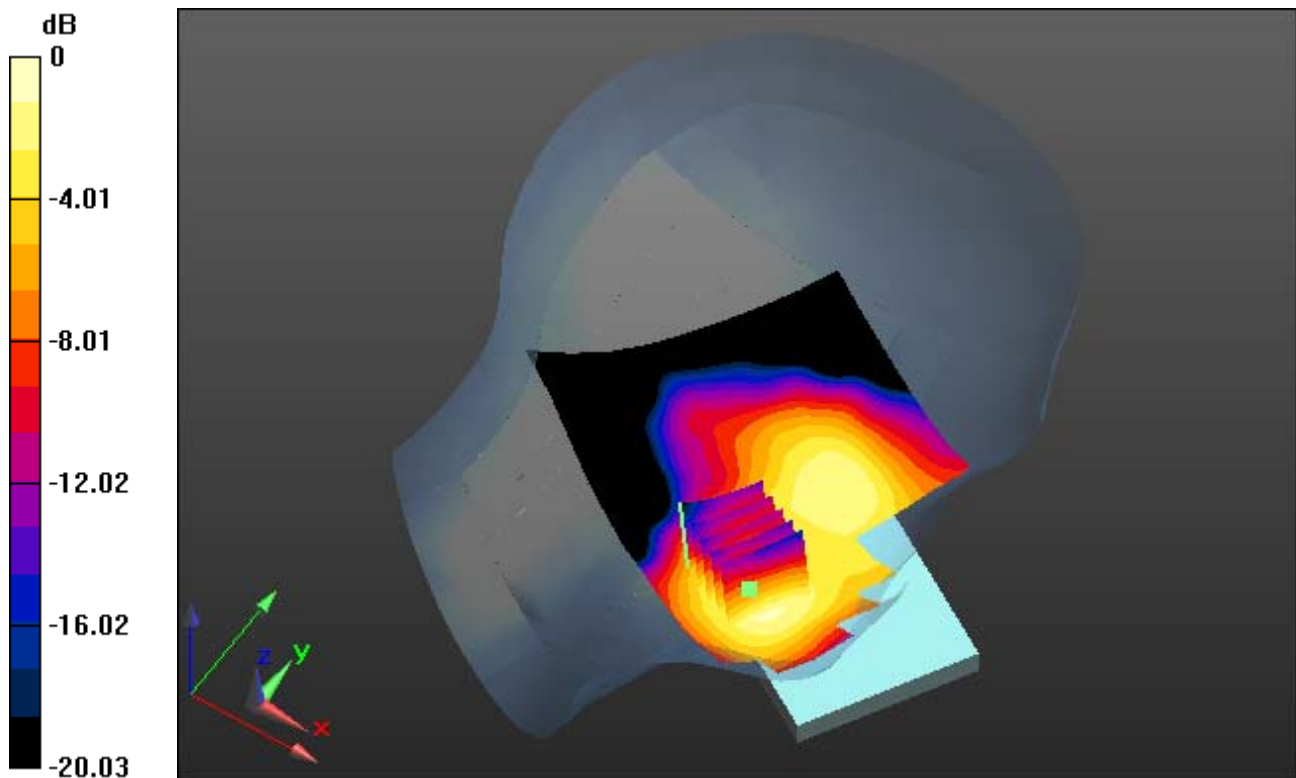
Area Scan (81x131x1): Measurement grid: dx=15mm, dy=15mm

Zoom Scan (5x5x7)/Cube 0: Measurement grid: dx=8mm, dy=8mm, dz=5mm

Power Drift = 0.06 dB

Peak SAR (extrapolated) = 0.301 mW/g

SAR(1 g) = 0.184 W/kg; SAR(10 g) = 0.111 W/kg



0 dB = 0.245 mW/g

DIGITAL EMC CO., LTD

DUT: LG-E974; Type: Bar

Communication System: PCS 1900; Frequency: 1880 MHz; Duty Cycle: 1:8.3
Medium parameters used: $f = 1880$ MHz; $\sigma = 1.39$ mho/m; $\epsilon_r = 39.868$; $\rho = 1000$ kg/m³
Phantom section: Right Section

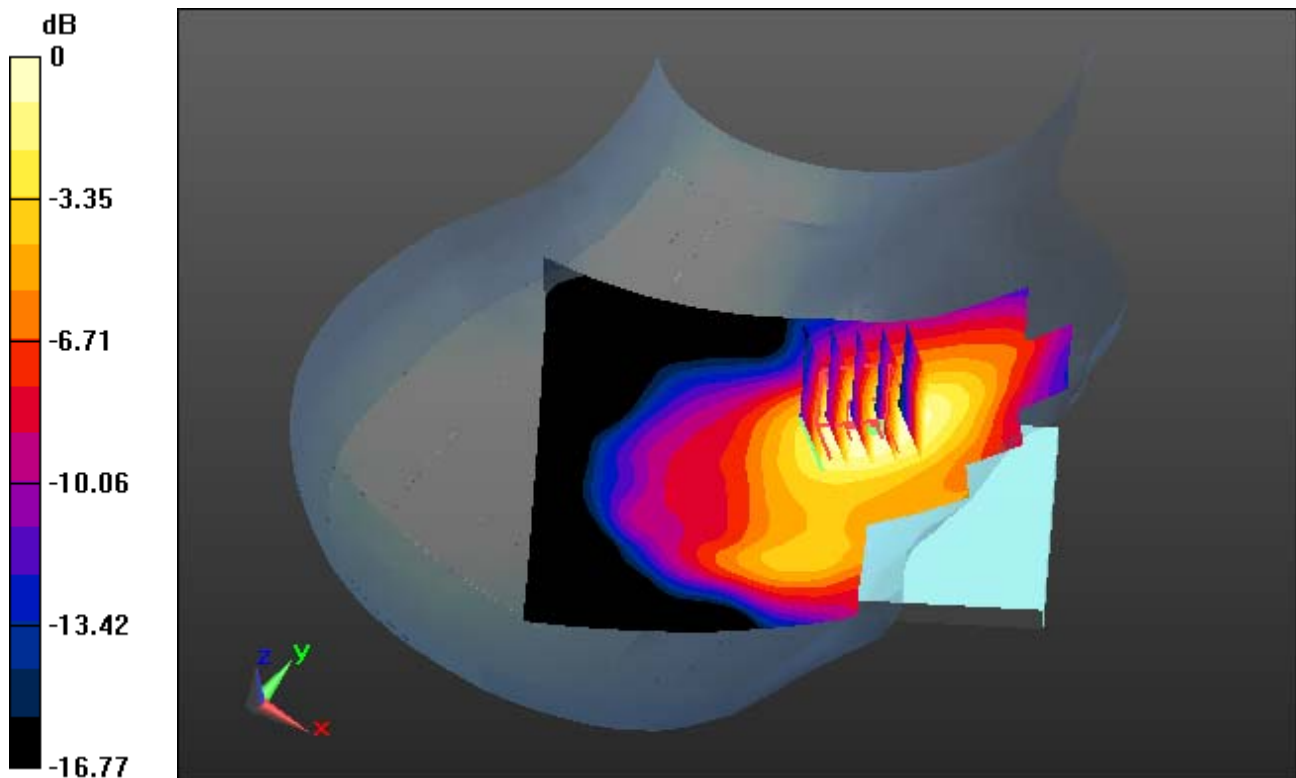
DASY5 Configuration:

Probe: EX3DV4 - SN3866; ConvF(7.76, 7.76, 7.76); Calibrated: 2012-06-20; ; Electronics: DAE4 Sn1335
Phantom: SAM with CRP_20120521; Type: SAM; Serial: 1679
Measurement SW: DASY52, Version 52.8 (2); SEMCAD X Version 14.6.6 (6477)

Test Date: 2012-09-02; Ambient Temp: 22.1; Tissue Temp: 22.2

Right Touch, PCS1900 Ch. 661, Ant Internal, Standard Battery

Area Scan (81x121x1): Measurement grid: dx=15mm, dy=15mm
Zoom Scan (5x5x7)/Cube 0: Measurement grid: dx=8mm, dy=8mm, dz=5mm
Power Drift = 0.16 dB
Peak SAR (extrapolated) = 0.298 mW/g
SAR(1 g) = 0.186 W/kg; SAR(10 g) = 0.113 W/kg



0 dB = 0.241 mW/g

DIGITAL EMC CO., LTD

DUT: LG-E974; Type: Bar

Communication System: PCS 1900; Frequency: 1880 MHz; Duty Cycle: 1:8.3
Medium parameters used: $f = 1880$ MHz; $\sigma = 1.39$ mho/m; $\epsilon_r = 39.868$; $\rho = 1000$ kg/m³
Phantom section: Left Section

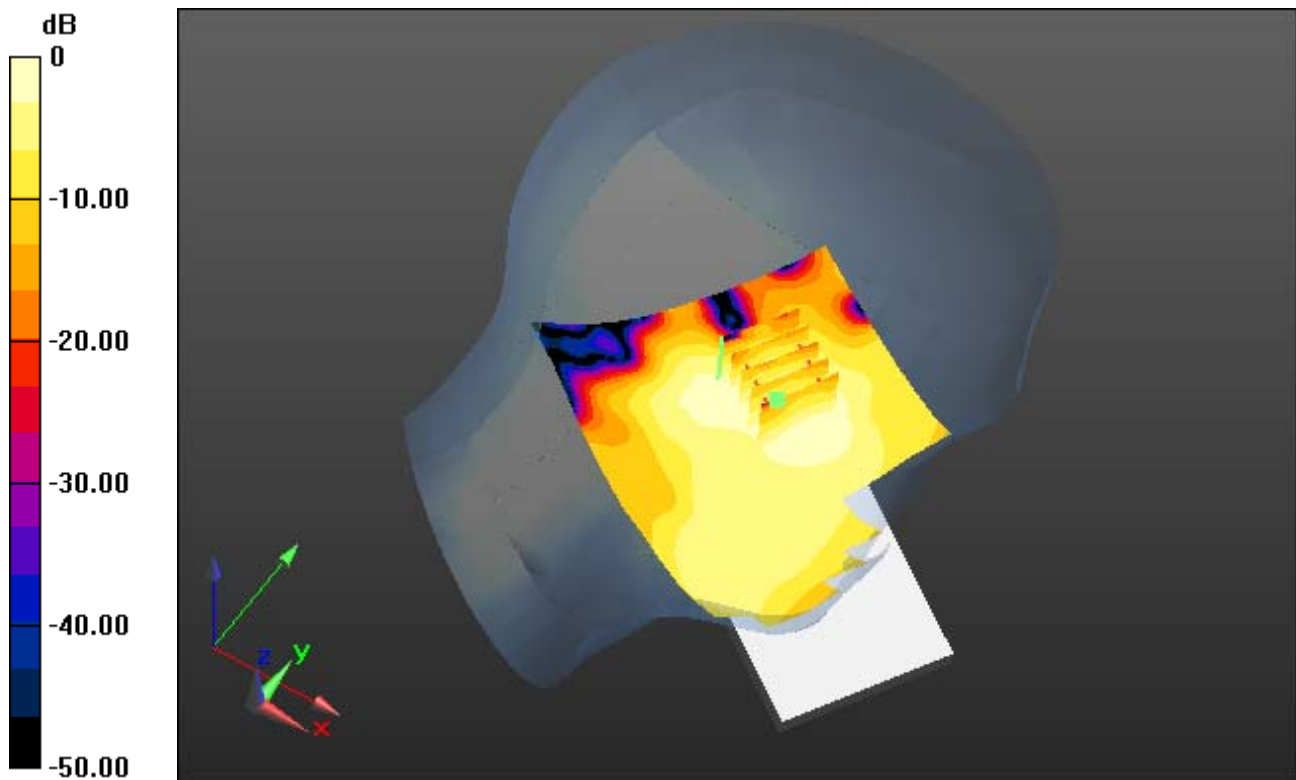
DASY5 Configuration:

Probe: EX3DV4 - SN3866; ConvF(7.76, 7.76, 7.76); Calibrated: 2012-06-20; ; Electronics: DAE4 Sn1335
Phantom: SAM with CRP_20120521; Type: SAM; Serial: 1679
Measurement SW: DASY52, Version 52.8 (2); SEMCAD X Version 14.6.6 (6477)

Test Date: 2012-09-02; Ambient Temp: 22.1; Tissue Temp: 22.2

Left Tilt, PCS1900 Ch. 661, Ant Internal, Standard Battery

Area Scan (81x131x1): Measurement grid: dx=15mm, dy=15mm
Zoom Scan (5x5x7)/Cube 0: Measurement grid: dx=8mm, dy=8mm, dz=5mm
Power Drift = 0.06 dB
Peak SAR (extrapolated) = 0.102 mW/g
SAR(1 g) = 0.066 W/kg; SAR(10 g) = 0.041 W/kg



0 dB = 0.0846 mW/g

DIGITAL EMC CO., LTD

DUT: LG-E974; Type: Bar

Communication System: PCS 1900; Frequency: 1880 MHz; Duty Cycle: 1:8.3
Medium parameters used: $f = 1880$ MHz; $\sigma = 1.39$ mho/m; $\epsilon_r = 39.868$; $\rho = 1000$ kg/m³
Phantom section: Right Section

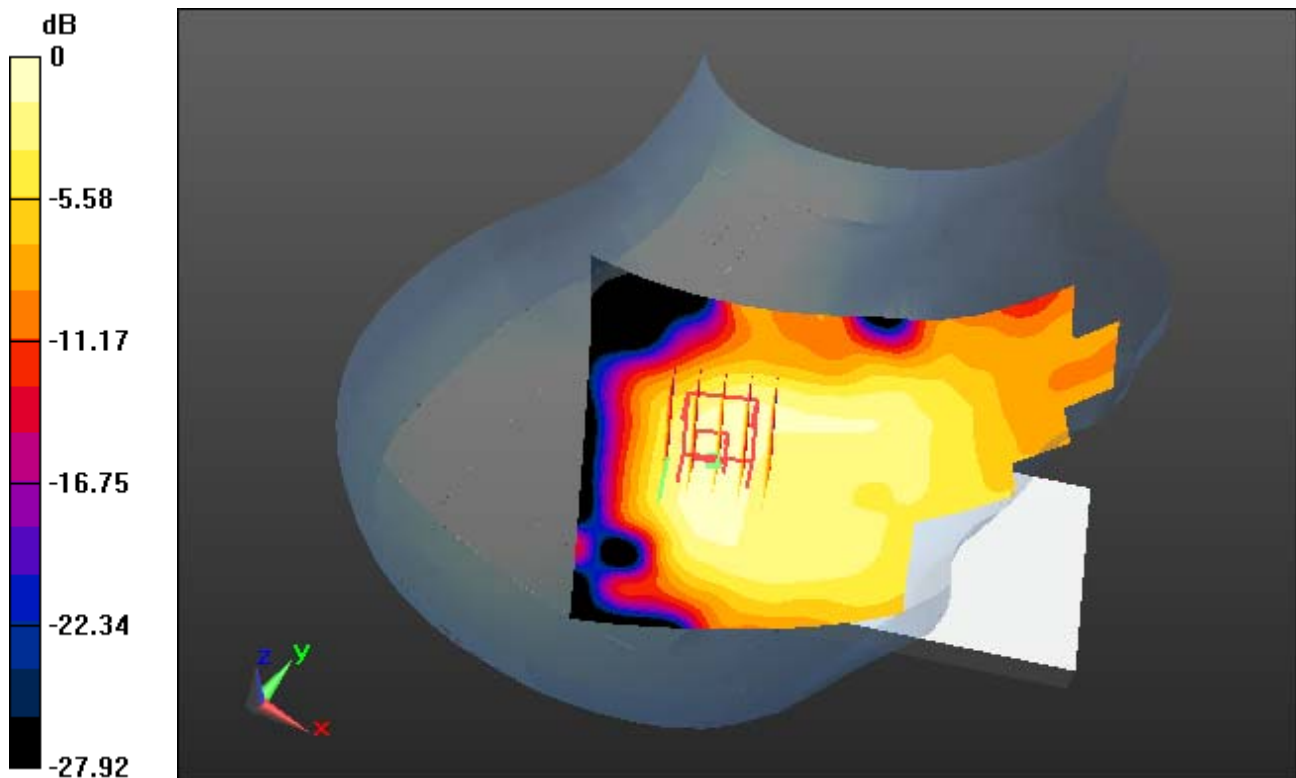
DASY5 Configuration:

Probe: EX3DV4 - SN3866; ConvF(7.76, 7.76, 7.76); Calibrated: 2012-06-20; ; Electronics: DAE4 Sn1335
Phantom: SAM with CRP_20120521; Type: SAM; Serial: 1679
Measurement SW: DASY52, Version 52.8 (2); SEMCAD X Version 14.6.6 (6477)

Test Date: 2012-09-02; Ambient Temp: 22.1; Tissue Temp: 22.2

Right Tilt, PCS1900 Ch. 661, Ant Internal, Standard Battery

Area Scan (81x121x1): Measurement grid: dx=15mm, dy=15mm
Zoom Scan (5x5x7)/Cube 0: Measurement grid: dx=8mm, dy=8mm, dz=5mm
Power Drift = 0.12 dB
Peak SAR (extrapolated) = 0.093 mW/g
SAR(1 g) = 0.053 W/kg; SAR(10 g) = 0.031 W/kg



0 dB = 0.0702 mW/g

DIGITAL EMC CO., LTD

DUT: LG-E974; Type: Bar

Communication System: PCS1900_Class 11; Frequency: 1880 MHz; Duty Cycle: 1:2.77

Medium parameters used: $f = 1880$ MHz; $\sigma = 1.39$ mho/m; $\epsilon_r = 39.868$; $\rho = 1000$ kg/m³

Phantom section: Left Section

DASY5 Configuration:

Probe: EX3DV4 - SN3866; ConvF(7.76, 7.76, 7.76); Calibrated: 2012-06-20; ; Electronics: DAE4 Sn1335

Phantom: SAM with CRP_20120521; Type: SAM; Serial: 1679

Measurement SW: DASY52, Version 52.8 (2); SEMCAD X Version 14.6.6 (6477)

Test Date: 2012-09-02; Ambient Temp: 22.1; Tissue Temp: 22.2

Left Touch, PCS1900 GPRS Class 11 Ch. 661, Ant Internal, Standard Battery

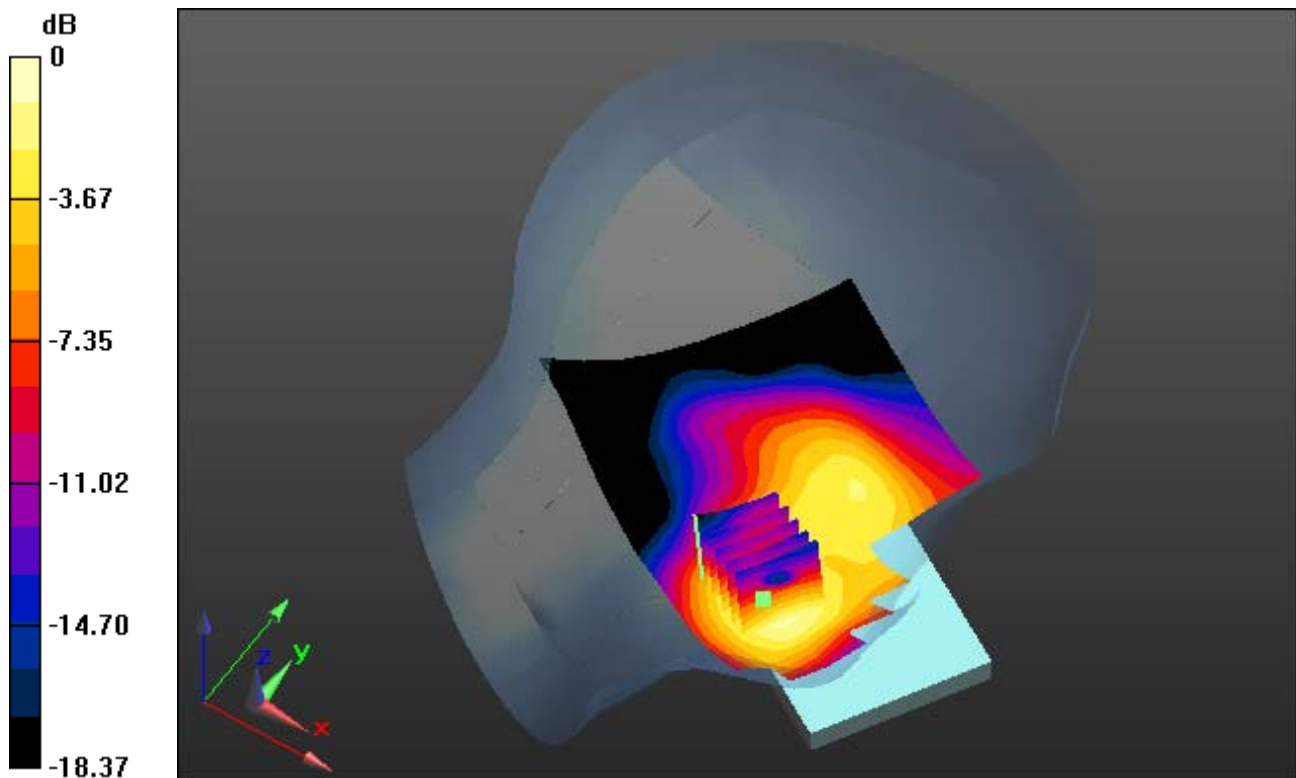
Area Scan (81x131x1): Measurement grid: dx=15mm, dy=15mm

Zoom Scan (5x5x7)/Cube 0: Measurement grid: dx=8mm, dy=8mm, dz=5mm

Power Drift = 0.01 dB

Peak SAR (extrapolated) = 0.691 mW/g

SAR(1 g) = 0.423 W/kg; SAR(10 g) = 0.254 W/kg



0 dB = 0.562 mW/g

DIGITAL EMC CO., LTD

DUT: LG-E974; Type: Bar

Communication System: PCS 1900; Frequency: 1880 MHz; Duty Cycle: 1:8.3
Medium parameters used: $f = 1880$ MHz; $\sigma = 1.39$ mho/m; $\epsilon_r = 39.868$; $\rho = 1000$ kg/m³
Phantom section: Right Section

DASY5 Configuration:

Probe: EX3DV4 - SN3866; ConvF(7.76, 7.76, 7.76); Calibrated: 2012-06-20; ; Electronics: DAE4 Sn1335
Phantom: SAM with CRP_20120521; Type: SAM; Serial: 1679
Measurement SW: DASY52, Version 52.8 (2); SEMCAD X Version 14.6.6 (6477)

Test Date: 2012-09-02; Ambient Temp: 22.1; Tissue Temp: 22.2

Right Touch, PCS1900 GPRS Class 8 Ch. 661, Ant Internal, Standard Battery

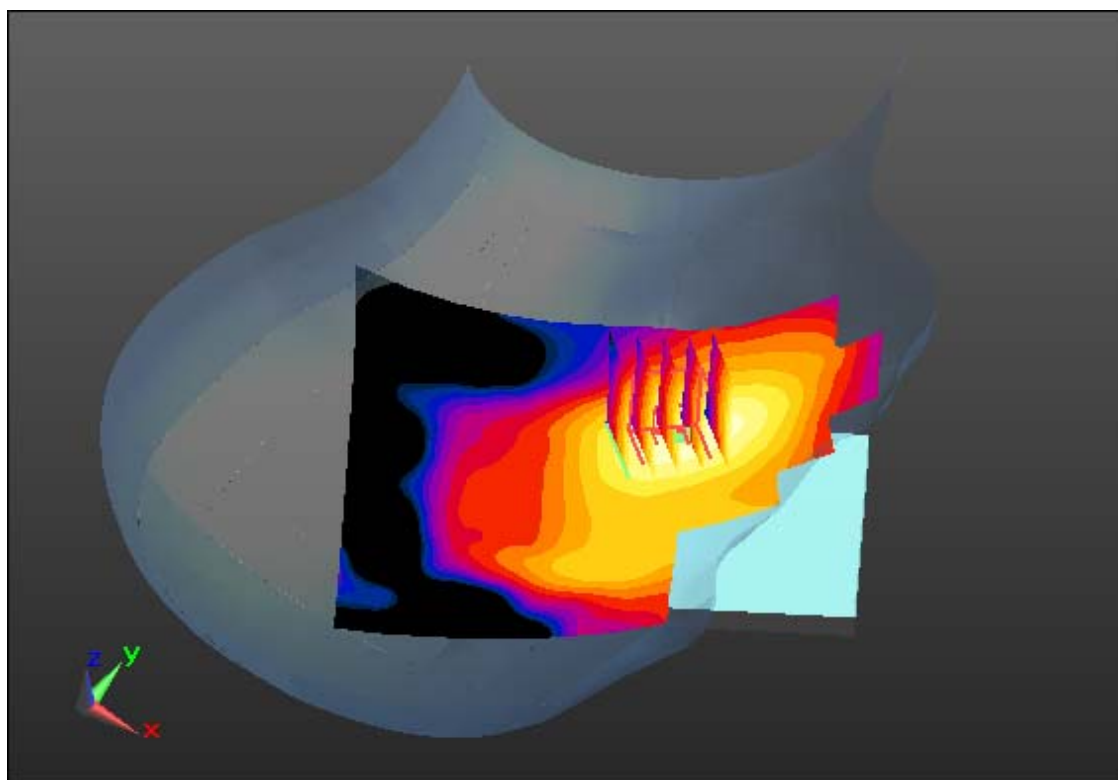
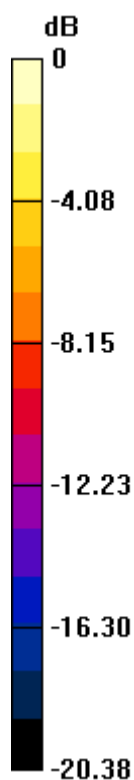
Area Scan (81x121x1): Measurement grid: dx=15mm, dy=15mm

Zoom Scan (5x5x7)/Cube 0: Measurement grid: dx=8mm, dy=8mm, dz=5mm

Power Drift = -0.14 dB

Peak SAR (extrapolated) = 0.264 mW/g

SAR(1 g) = 0.164 W/kg; SAR(10 g) = 0.098 W/kg



0 dB = 0.215 mW/g

DIGITAL EMC CO., LTD

DUT: LG-E974; Type: Bar

Communication System: PCS1900_Class 10; Frequency: 1880 MHz; Duty Cycle: 1:4.15

Medium parameters used: $f = 1880$ MHz; $\sigma = 1.39$ mho/m; $\epsilon_r = 39.868$; $\rho = 1000$ kg/m³

Phantom section: Right Section

DASY5 Configuration:

Probe: EX3DV4 - SN3866; ConvF(7.76, 7.76, 7.76); Calibrated: 2012-06-20; ; Electronics: DAE4 Sn1335

Phantom: SAM with CRP_20120521; Type: SAM; Serial: 1679

Measurement SW: DASY52, Version 52.8 (2); SEMCAD X Version 14.6.6 (6477)

Test Date: 2012-09-02; Ambient Temp: 22.1; Tissue Temp: 22.2

Right Touch, PCS1900 GPRS Class 10 Ch. 661, Ant Internal, Standard Battery

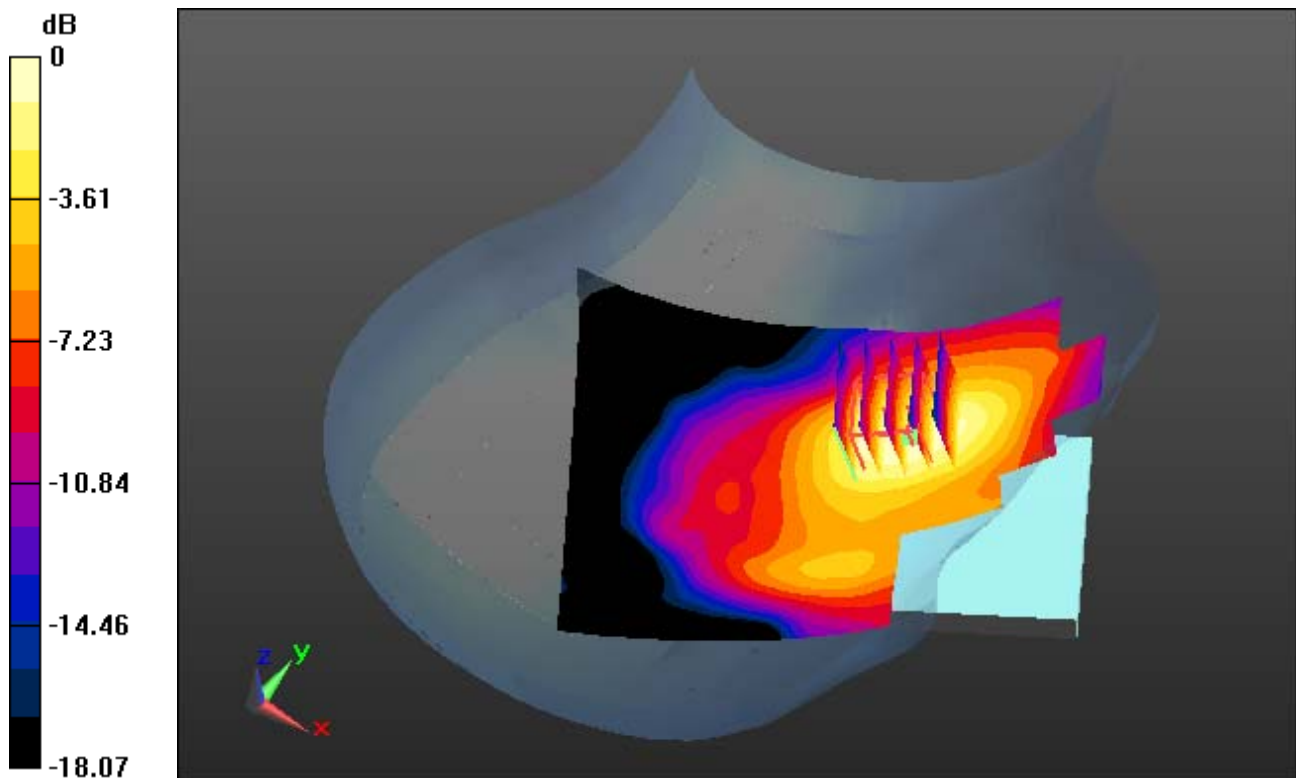
Area Scan (81x121x1): Measurement grid: dx=15mm, dy=15mm

Zoom Scan (5x5x7)/Cube 0: Measurement grid: dx=8mm, dy=8mm, dz=5mm

Power Drift = -0.17 dB

Peak SAR (extrapolated) = 0.446 mW/g

SAR(1 g) = 0.277 W/kg; SAR(10 g) = 0.166 W/kg



0 dB = 0.355 mW/g

DIGITAL EMC CO., LTD

DUT: LG-E974; Type: Bar

Communication System: PCS1900_Class 11; Frequency: 1880 MHz; Duty Cycle: 1:2.77

Medium parameters used: $f = 1880$ MHz; $\sigma = 1.39$ mho/m; $\epsilon_r = 39.868$; $\rho = 1000$ kg/m³

Phantom section: Right Section

DASY5 Configuration:

Probe: EX3DV4 - SN3866; ConvF(7.76, 7.76, 7.76); Calibrated: 2012-06-20; ; Electronics: DAE4 Sn1335

Phantom: SAM with CRP_20120521; Type: SAM; Serial: 1679

Measurement SW: DASY52, Version 52.8 (2); SEMCAD X Version 14.6.6 (6477)

Test Date: 2012-09-02; Ambient Temp: 22.1; Tissue Temp: 22.2

Right Touch, PCS1900 GPRS Class 11 Ch. 661, Ant Internal, Standard Battery

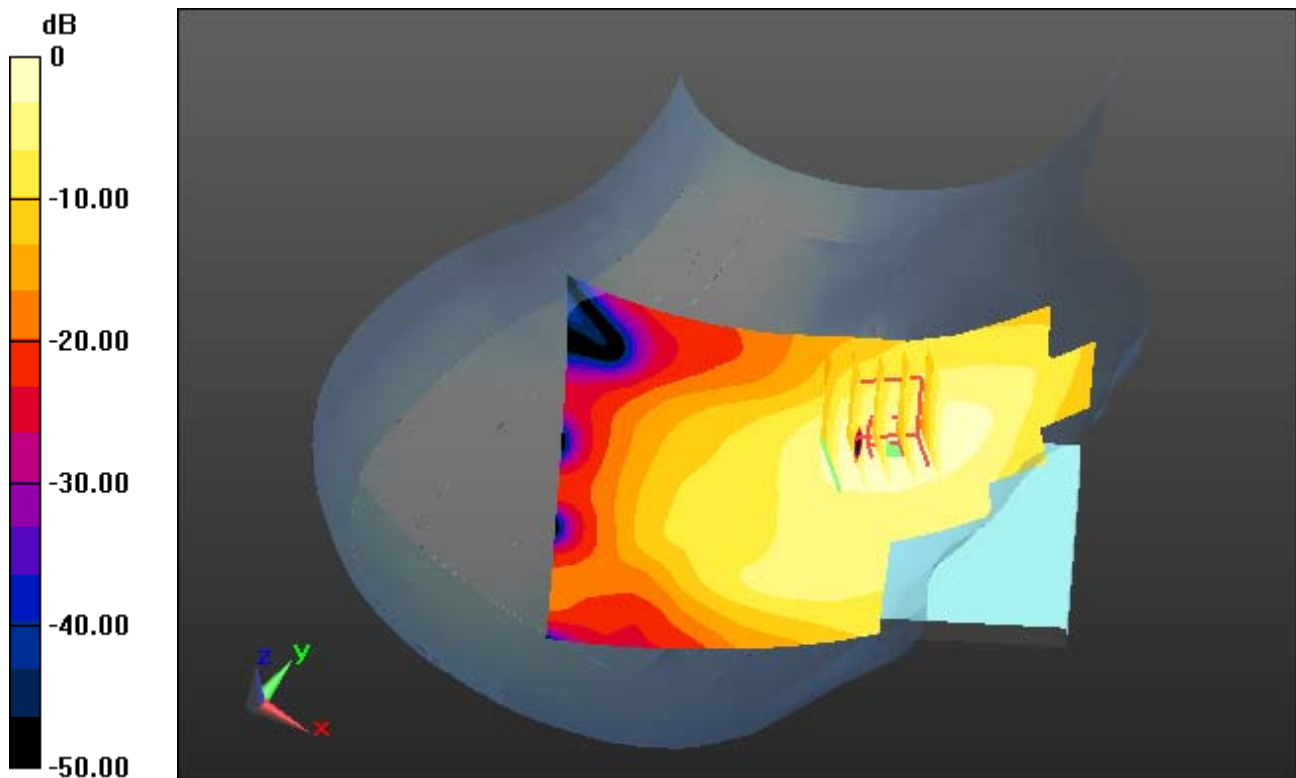
Area Scan (81x121x1): Measurement grid: dx=15mm, dy=15mm

Zoom Scan (5x5x7)/Cube 0: Measurement grid: dx=8mm, dy=8mm, dz=5mm

Power Drift = 0.20 dB

Peak SAR (extrapolated) = 0.719 mW/g

SAR(1 g) = 0.447 W/kg; SAR(10 g) = 0.261 W/kg



0 dB = 0.572 mW/g

DIGITAL EMC CO., LTD

DUT: LG-E974; Type: Bar

Communication System: PCS1900_Class 12; Frequency: 1880 MHz; Duty Cycle: 1:2.075

Medium parameters used: $f = 1880$ MHz; $\sigma = 1.39$ mho/m; $\epsilon_r = 39.868$; $\rho = 1000$ kg/m³

Phantom section: Right Section

DASY5 Configuration:

Probe: EX3DV4 - SN3866; ConvF(7.76, 7.76, 7.76); Calibrated: 2012-06-20; ; Electronics: DAE4 Sn1335

Phantom: SAM with CRP_20120521; Type: SAM; Serial: 1679

Measurement SW: DASY52, Version 52.8 (2); SEMCAD X Version 14.6.6 (6477)

Test Date: 2012-09-02; Ambient Temp: 22.1; Tissue Temp: 22.2

Right Touch, PCS1900 GPRS Class 12 Ch. 661, Ant Internal, Standard Battery

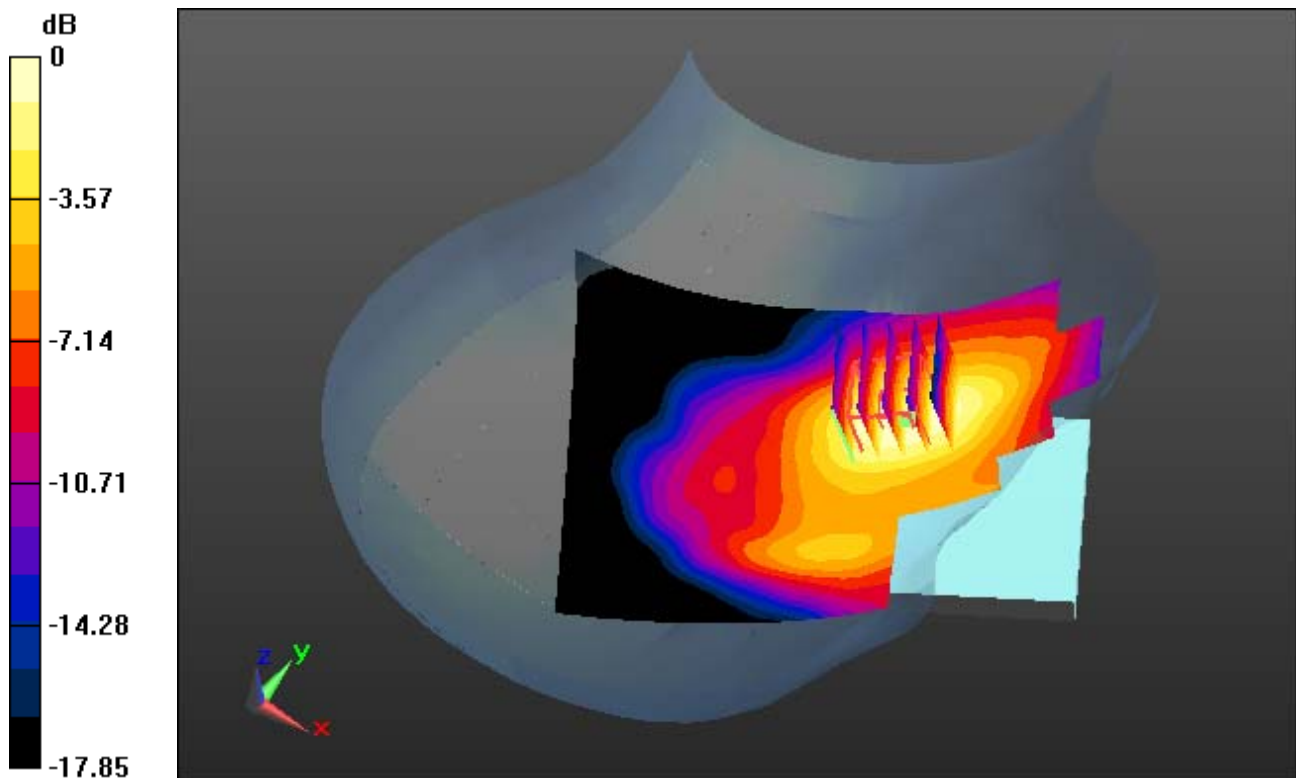
Area Scan (81x121x1): Measurement grid: dx=15mm, dy=15mm

Zoom Scan (5x5x7)/Cube 0: Measurement grid: dx=8mm, dy=8mm, dz=5mm

Power Drift = 0.03 dB

Peak SAR (extrapolated) = 0.587 mW/g

SAR(1 g) = 0.363 W/kg; SAR(10 g) = 0.219 W/kg



0 dB = 0.474 mW/g

DIGITAL EMC CO., LTD

DUT: LG-E974; Type: Bar

Communication System: PCS1900_Class 11; Frequency: 1880 MHz; Duty Cycle: 1:2.77

Medium parameters used: $f = 1880$ MHz; $\sigma = 1.39$ mho/m; $\epsilon_r = 39.868$; $\rho = 1000$ kg/m³

Phantom section: Left Section

DASY5 Configuration:

Probe: EX3DV4 - SN3866; ConvF(7.76, 7.76, 7.76); Calibrated: 2012-06-20; ; Electronics: DAE4 Sn1335

Phantom: SAM with CRP_20120521; Type: SAM; Serial: 1679

Measurement SW: DASY52, Version 52.8 (2); SEMCAD X Version 14.6.6 (6477)

Test Date: 2012-09-02; Ambient Temp: 22.1; Tissue Temp: 22.2

Left Tilt, PCS1900 GPRS Class 11 Ch. 661, Ant Internal, Standard Battery

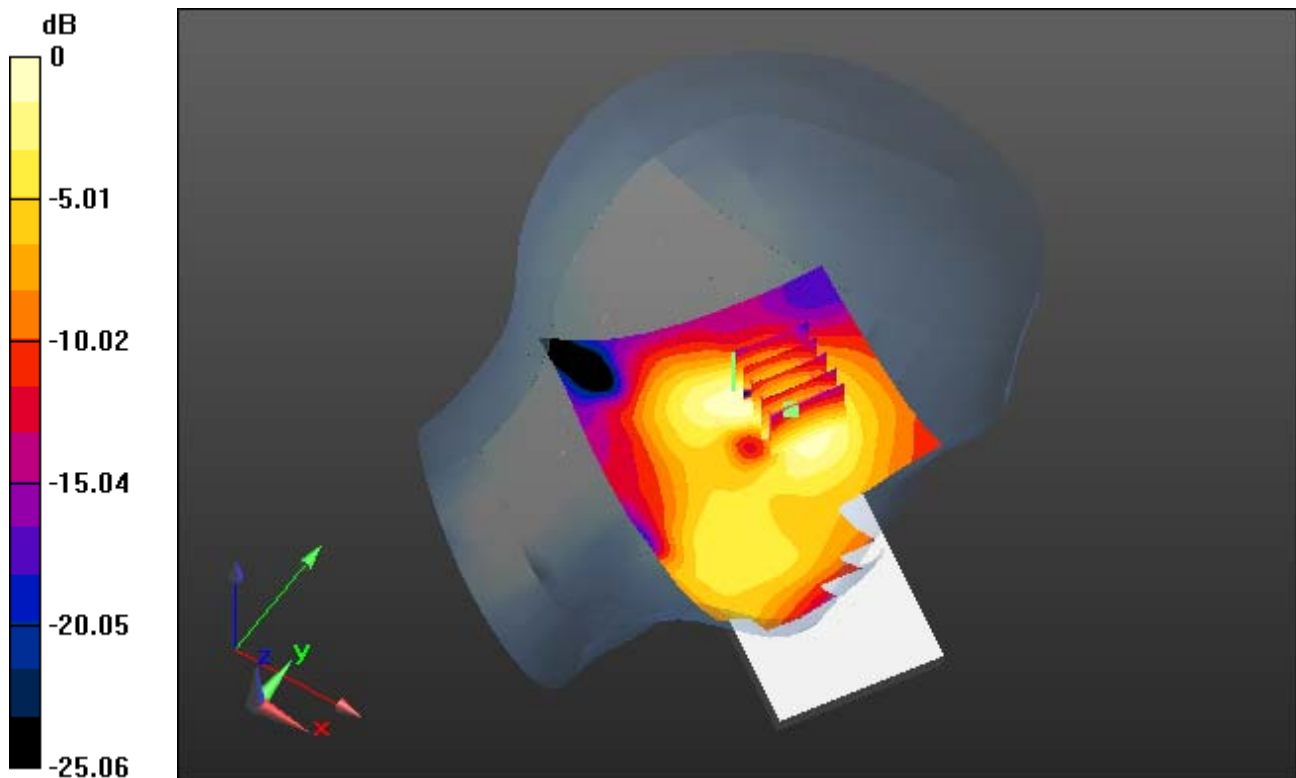
Area Scan (81x131x1): Measurement grid: dx=15mm, dy=15mm

Zoom Scan (5x5x7)/Cube 0: Measurement grid: dx=8mm, dy=8mm, dz=5mm

Power Drift = -0.02 dB

Peak SAR (extrapolated) = 0.212 mW/g

SAR(1 g) = 0.149 W/kg; SAR(10 g) = 0.091 W/kg



0 dB = 0.185 mW/g

DIGITAL EMC CO., LTD

DUT: LG-E974; Type: Bar

Communication System: PCS1900_Class 11; Frequency: 1880 MHz; Duty Cycle: 1:2.77

Medium parameters used: $f = 1880$ MHz; $\sigma = 1.39$ mho/m; $\epsilon_r = 39.868$; $\rho = 1000$ kg/m³

Phantom section: Right Section

DASY5 Configuration:

Probe: EX3DV4 - SN3866; ConvF(7.76, 7.76, 7.76); Calibrated: 2012-06-20; ; Electronics: DAE4 Sn1335

Phantom: SAM with CRP_20120521; Type: SAM; Serial: 1679

Measurement SW: DASY52, Version 52.8 (2); SEMCAD X Version 14.6.6 (6477)

Test Date: 2012-09-02; Ambient Temp: 22.1; Tissue Temp: 22.2

Right Tilt, PCS1900 GPRS Class 11 Ch. 661, Ant Internal, Standard Battery

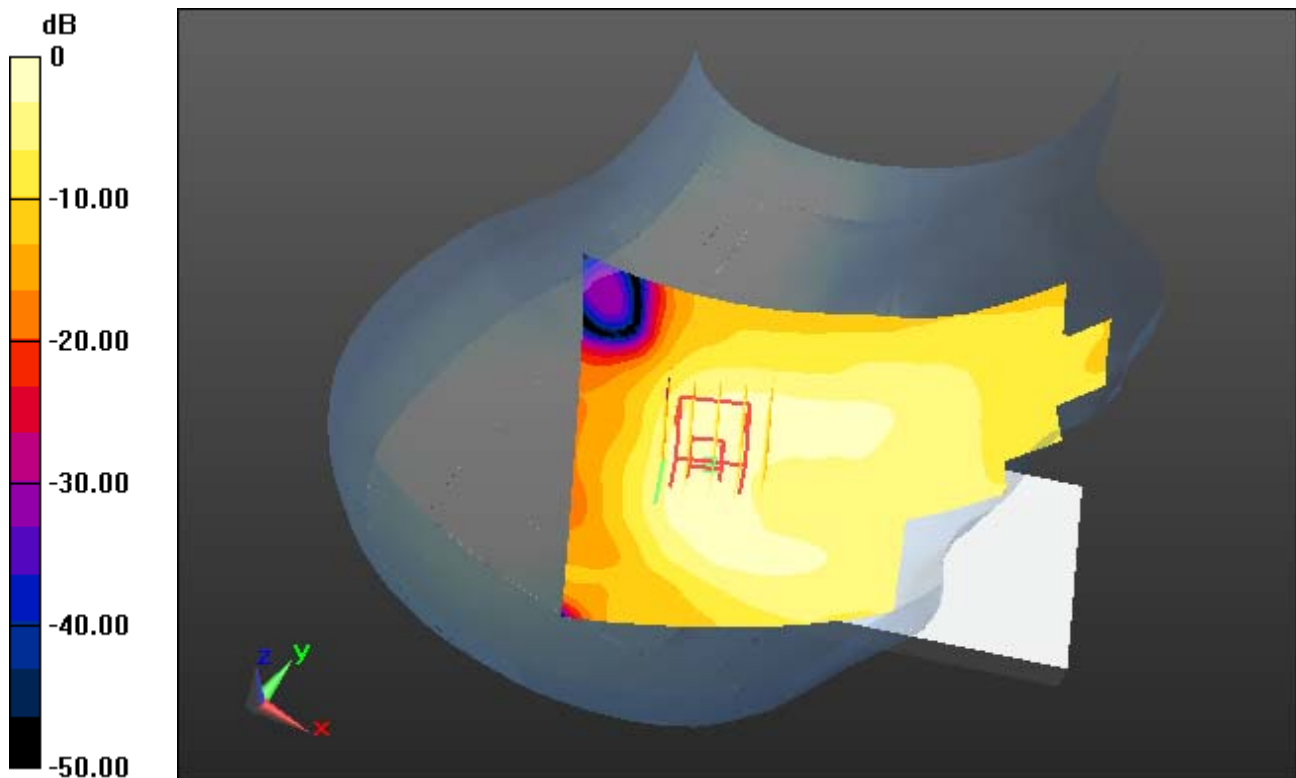
Area Scan (81x121x1): Measurement grid: dx=15mm, dy=15mm

Zoom Scan (5x5x7)/Cube 0: Measurement grid: dx=8mm, dy=8mm, dz=5mm

Power Drift = 0.06 dB

Peak SAR (extrapolated) = 0.203 mW/g

SAR(1 g) = 0.121 W/kg; SAR(10 g) = 0.071 W/kg



0 dB = 0.159 mW/g

DIGITAL EMC CO., LTD

DUT: LG-E974; Type: Bar

Communication System: W-LAN; Frequency: 2462 MHz; Duty Cycle: 1:1
Medium parameters used: $f = 2462$ MHz; $\sigma = 1.857$ mho/m; $\epsilon_r = 38.455$; $\rho = 1000$ kg/m³
Phantom section: Left Section

DASY5 Configuration:

Probe: EX3DV4 - SN3866; ConvF(6.98, 6.98, 6.98); Calibrated: 2012-06-20; ; Electronics: DAE4 Sn1335
Phantom: SAM with CRP_20120521; Type: SAM; Serial: 1679
Measurement SW: DASY52, Version 52.8 (2); SEMCAD X Version 14.6.6 (6477)

Test Date: 2012-09-03; Ambient Temp: 22.3; Tissue Temp: 22.4

Left Touch, W-LAN(802.11b) Ch. 11, Ant Internal, Standard Battery

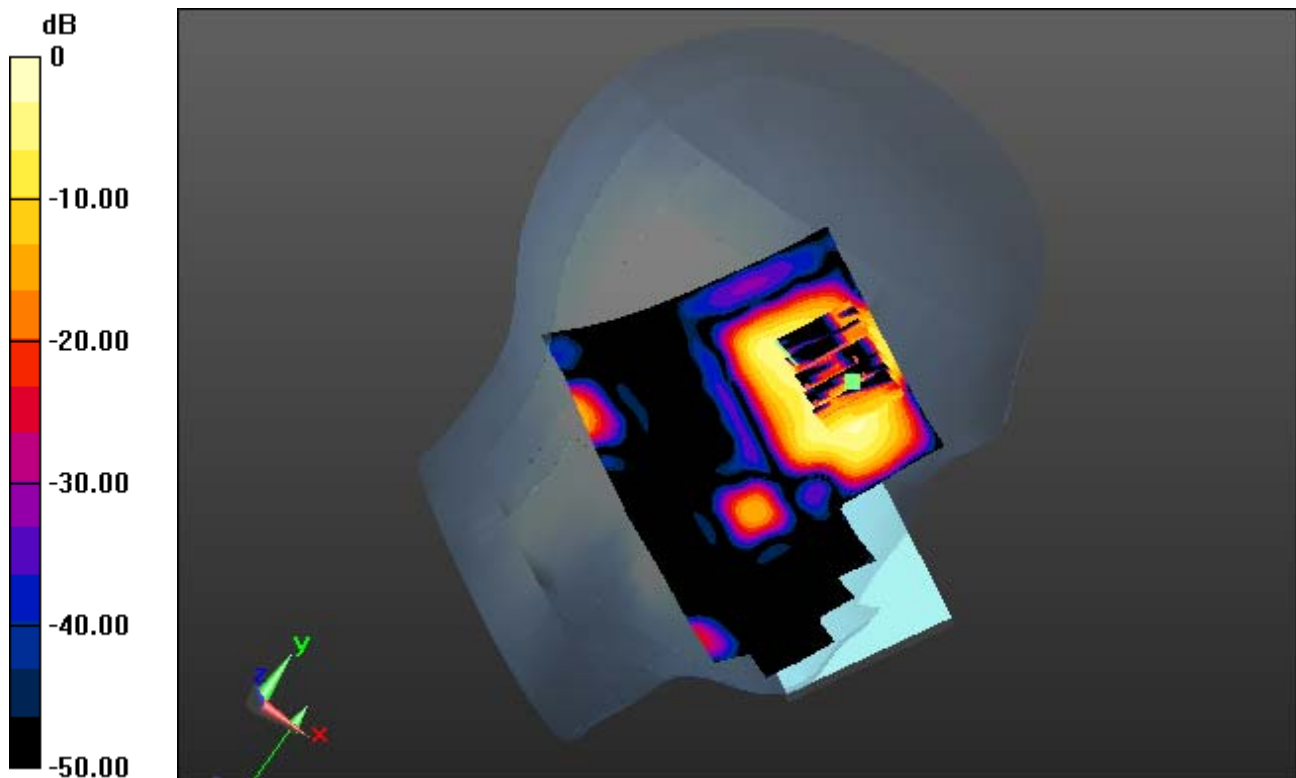
Area Scan (81x131x1): Measurement grid: dx=15mm, dy=15mm

Zoom Scan (5x5x7)/Cube 0: Measurement grid: dx=8mm, dy=8mm, dz=5mm

Power Drift = -0.06 dB

Peak SAR (extrapolated) = 0.188 mW/g

SAR(1 g) = 0.058 W/kg; SAR(10 g) = 0.019 W/kg



0 dB = 0.0968 mW/g

DIGITAL EMC CO., LTD

DUT: LG-E974; Type: Bar

Communication System: W-LAN; Frequency: 2462 MHz; Duty Cycle: 1:1
Medium parameters used: $f = 2462$ MHz; $\sigma = 1.857$ mho/m; $\epsilon_r = 38.455$; $\rho = 1000$ kg/m³
Phantom section: Right Section

DASY5 Configuration:

Probe: EX3DV4 - SN3866; ConvF(6.98, 6.98, 6.98); Calibrated: 2012-06-20; ; Electronics: DAE4 Sn1335
Phantom: SAM with CRP_20120521; Type: SAM; Serial: 1679
Measurement SW: DASY52, Version 52.8 (2); SEMCAD X Version 14.6.6 (6477)

Test Date: 2012-09-03; Ambient Temp: 22.3; Tissue Temp: 22.4

Right Touch, W-LAN(802.11b) Ch. 11, Ant Internal, Standard Battery

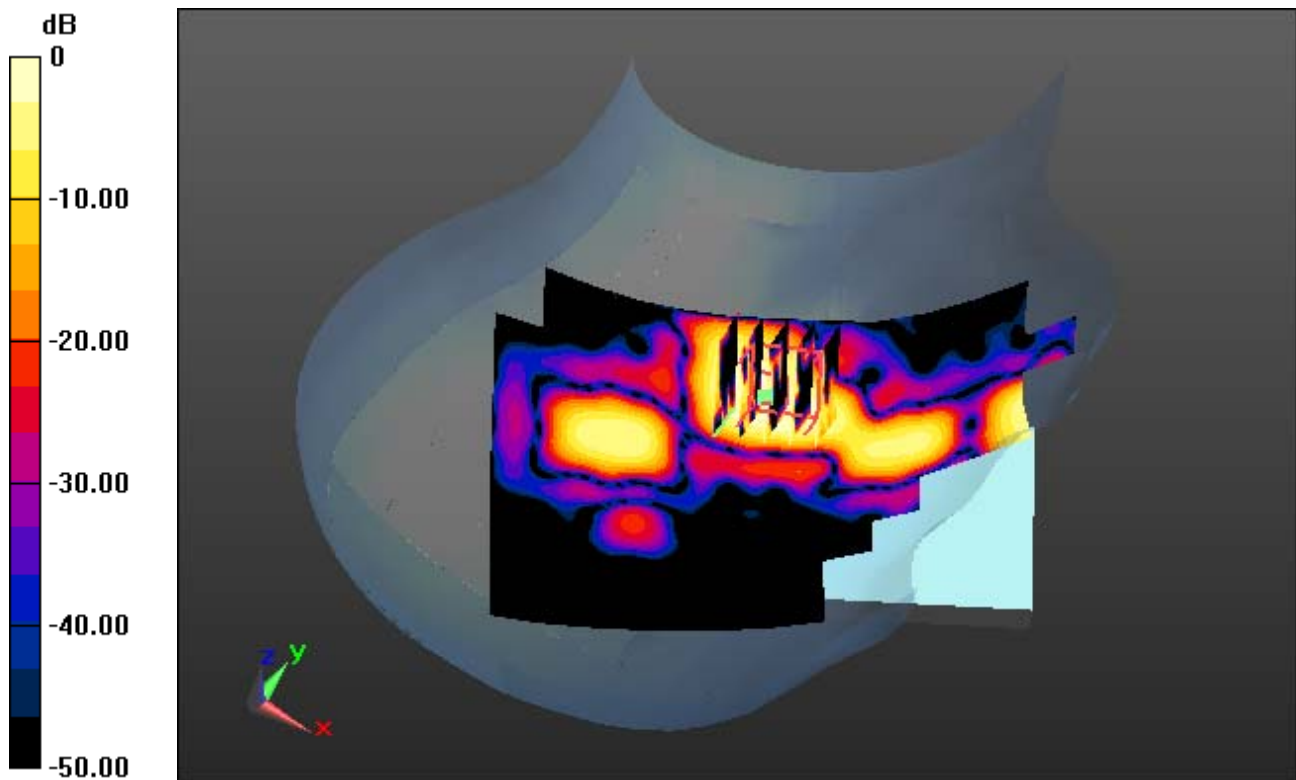
Area Scan (81x121x1): Measurement grid: dx=15mm, dy=15mm

Zoom Scan (5x5x7)/Cube 0: Measurement grid: dx=8mm, dy=8mm, dz=5mm

Power Drift = -0.08 dB

Peak SAR (extrapolated) = 0.055 mW/g

SAR(1 g) = 0.013 W/kg; SAR(10 g) = 0.00422 W/kg



0 dB = 0.0229 mW/g

DIGITAL EMC CO., LTD

DUT: LG-E974; Type: Bar

Communication System: W-LAN; Frequency: 2462 MHz; Duty Cycle: 1:1
Medium parameters used: $f = 2462$ MHz; $\sigma = 1.857$ mho/m; $\epsilon_r = 38.455$; $\rho = 1000$ kg/m³
Phantom section: Left Section

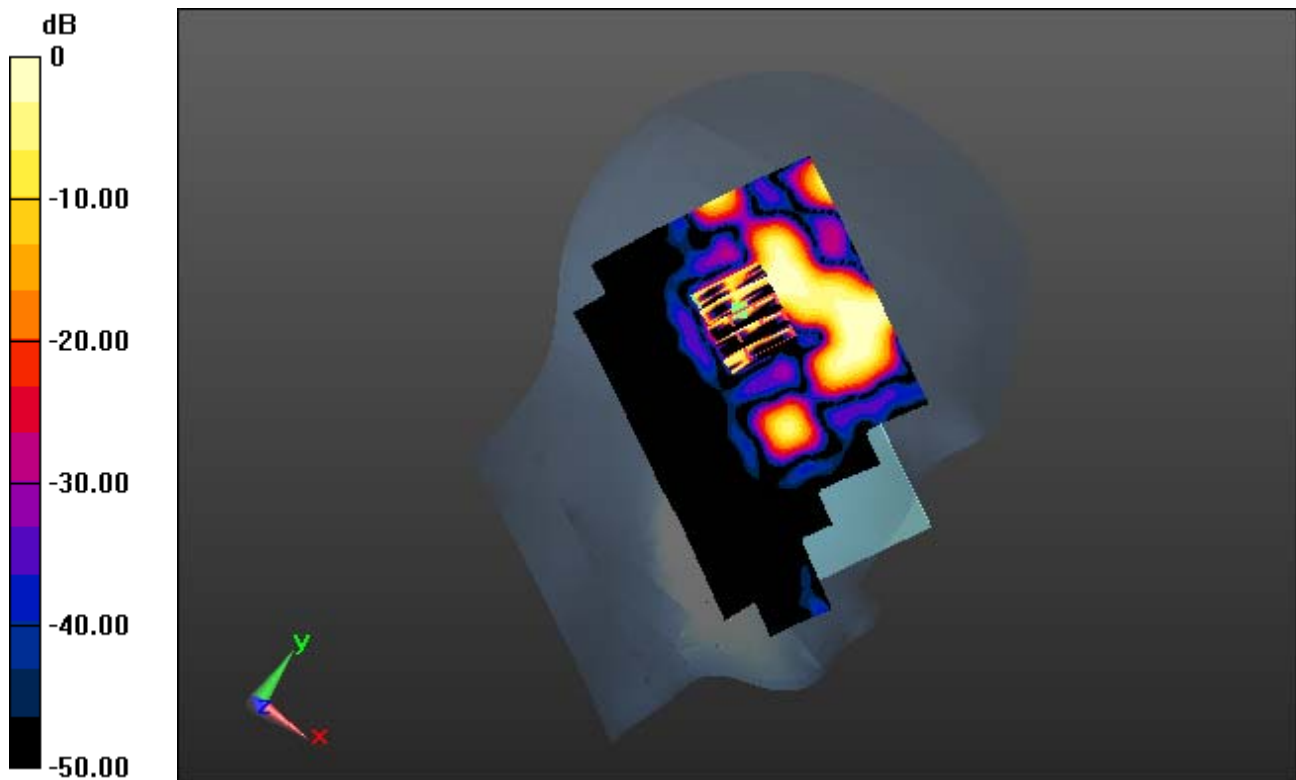
DASY5 Configuration:

Probe: EX3DV4 - SN3866; ConvF(6.98, 6.98, 6.98); Calibrated: 2012-06-20; ; Electronics: DAE4 Sn1335
Phantom: SAM with CRP_20120521; Type: SAM; Serial: 1679
Measurement SW: DASY52, Version 52.8 (2); SEMCAD X Version 14.6.6 (6477)

Test Date: 2012-09-03; Ambient Temp: 22.3; Tissue Temp: 22.4

Left Tilt, W-LAN(802.11b) Ch. 11, Ant Internal, Standard Battery

Area Scan (81x131x1): Measurement grid: dx=15mm, dy=15mm
Zoom Scan (5x5x7)/Cube 0: Measurement grid: dx=8mm, dy=8mm, dz=5mm
Power Drift = 0.07 dB
Peak SAR (extrapolated) = 0.038 mW/g
SAR(1 g) = 0.00581 W/kg; SAR(10 g) = 0.000934 W/kg



0 dB = 0.0159 mW/g

DIGITAL EMC CO., LTD

DUT: LG-E974; Type: Bar

Communication System: W-LAN; Frequency: 2462 MHz; Duty Cycle: 1:1
Medium parameters used: $f = 2462$ MHz; $\sigma = 1.857$ mho/m; $\epsilon_r = 38.455$; $\rho = 1000$ kg/m³
Phantom section: Right Section

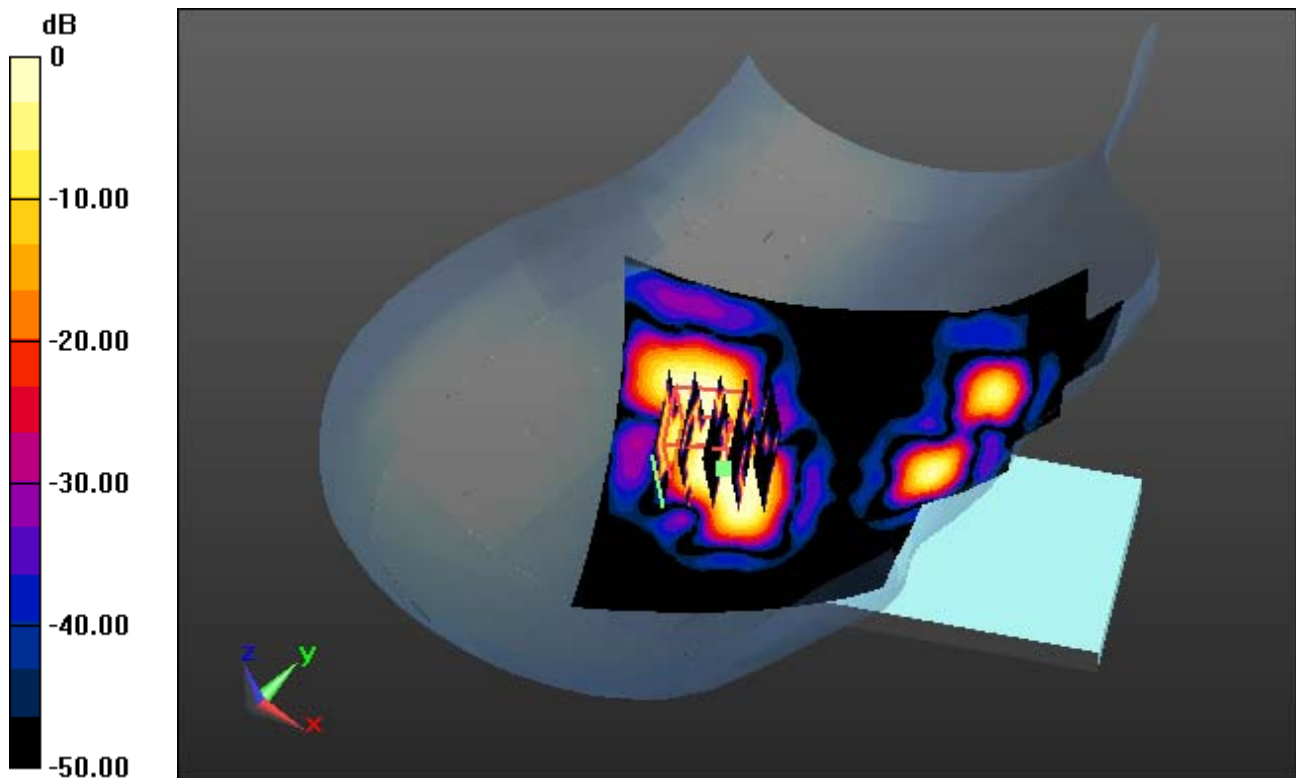
DASY5 Configuration:

Probe: EX3DV4 - SN3866; ConvF(6.98, 6.98, 6.98); Calibrated: 2012-06-20; ; Electronics: DAE4 Sn1335
Phantom: SAM with CRP_20120521; Type: SAM; Serial: 1679
Measurement SW: DASY52, Version 52.8 (2); SEMCAD X Version 14.6.6 (6477)

Test Date: 2012-09-03; Ambient Temp: 22.3; Tissue Temp: 22.4

Right Tilt, W-LAN(802.11b) Ch. 11, Ant Internal, Standard Battery

Area Scan (81x121x1): Measurement grid: dx=15mm, dy=15mm
Zoom Scan (5x5x7)/Cube 0: Measurement grid: dx=8mm, dy=8mm, dz=5mm
Power Drift = 0.14 dB
Peak SAR (extrapolated) = 0.017 mW/g
SAR(1 g) = 0.00275 W/kg; SAR(10 g) = 0.000413 W/kg



0 dB = 0.0103 mW/g = -39.74 dB mW/g

DIGITAL EMC CO., LTD

DUT: LG-E974; Type: Bar

Communication System: W-LAN_5800; Frequency: 5745 MHz; Duty Cycle: 1:1
Medium parameters used: $f = 5745$ MHz; $\sigma = 5.35$ mho/m; $\epsilon_r = 34.806$; $\rho = 1000$ kg/m³
Phantom section: Left Section

DASY5 Configuration:

Probe: EX3DV4 - SN3643; ConvF(4.16, 4.16, 4.16); Calibrated: 2012-01-27; ; Electronics: DAE4 Sn1335
Phantom: SAM with CRP_20120521; Type: SAM; Serial: 1679
Measurement SW: DASY52, Version 52.8 (2); SEMCAD X Version 14.6.6 (6477)

Test Date: 2012-09-04; Ambient Temp: 22.4; Tissue Temp: 22.5

Left Touch, W-LAN(802.11a - 5.8 G Band) Ch. 149, Ant Internal, Standard Battery

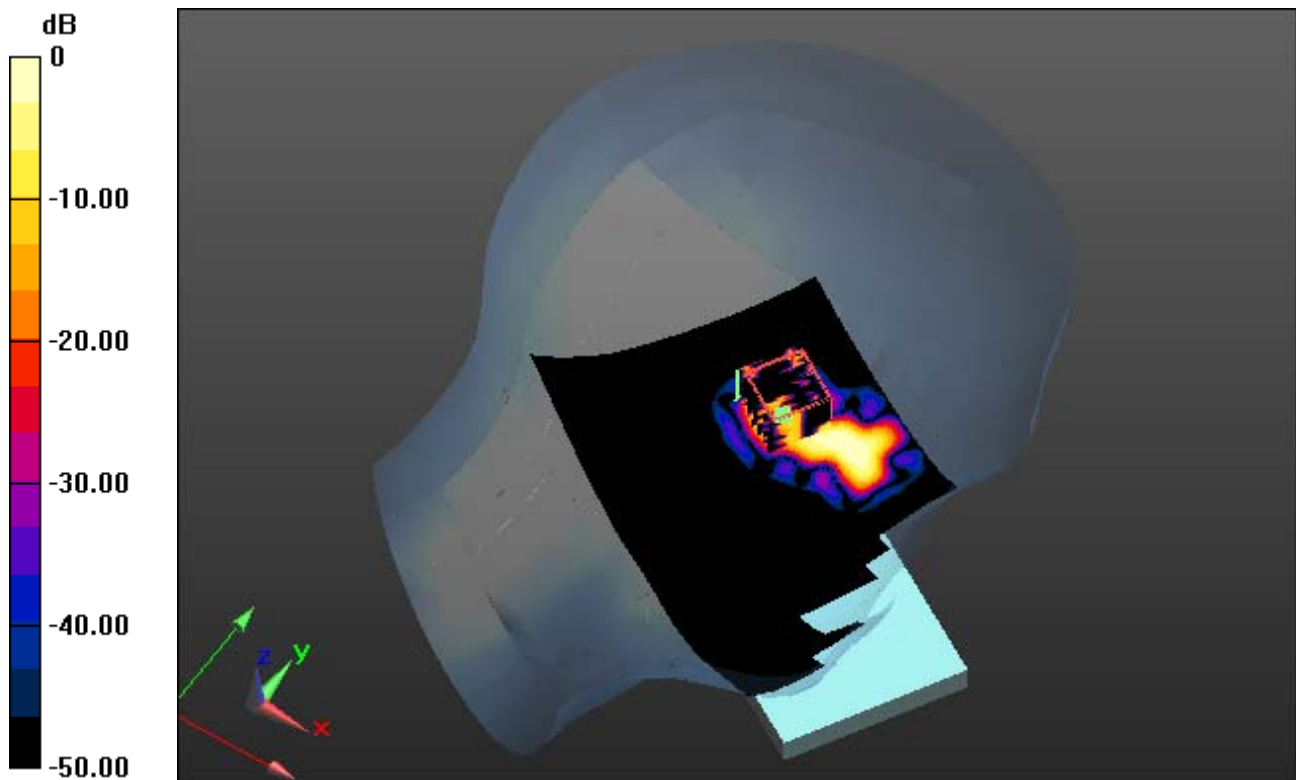
Area Scan (111x171x1): Measurement grid: dx=10mm, dy=10mm

Zoom Scan (7x7x11)/Cube 0: Measurement grid: dx=4mm, dy=4mm, dz=2mm

Power Drift = 0.00 dB

Peak SAR (extrapolated) = 0.474 mW/g

SAR(1 g) = 0.079 W/kg; SAR(10 g) = 0.017 W/kg



DIGITAL EMC CO., LTD

DUT: LG-E974; Type: Bar

Communication System: W-LAN_5800; Frequency: 5745 MHz; Duty Cycle: 1:1
Medium parameters used: $f = 5745$ MHz; $\sigma = 5.35$ mho/m; $\epsilon_r = 34.806$; $\rho = 1000$ kg/m³
Phantom section: Right Section

DASY5 Configuration:

Probe: EX3DV4 - SN3643; ConvF(4.16, 4.16, 4.16); Calibrated: 2012-01-27; ; Electronics: DAE4 Sn1335
Phantom: SAM with CRP_20120521; Type: SAM; Serial: 1679
Measurement SW: DASY52, Version 52.8 (2); SEMCAD X Version 14.6.6 (6477)

Test Date: 2012-09-04; Ambient Temp: 22.4; Tissue Temp: 22.5

Right Touch, W-LAN(802.11a - 5.8 G Band) Ch. 149, Ant Internal, Standard Battery

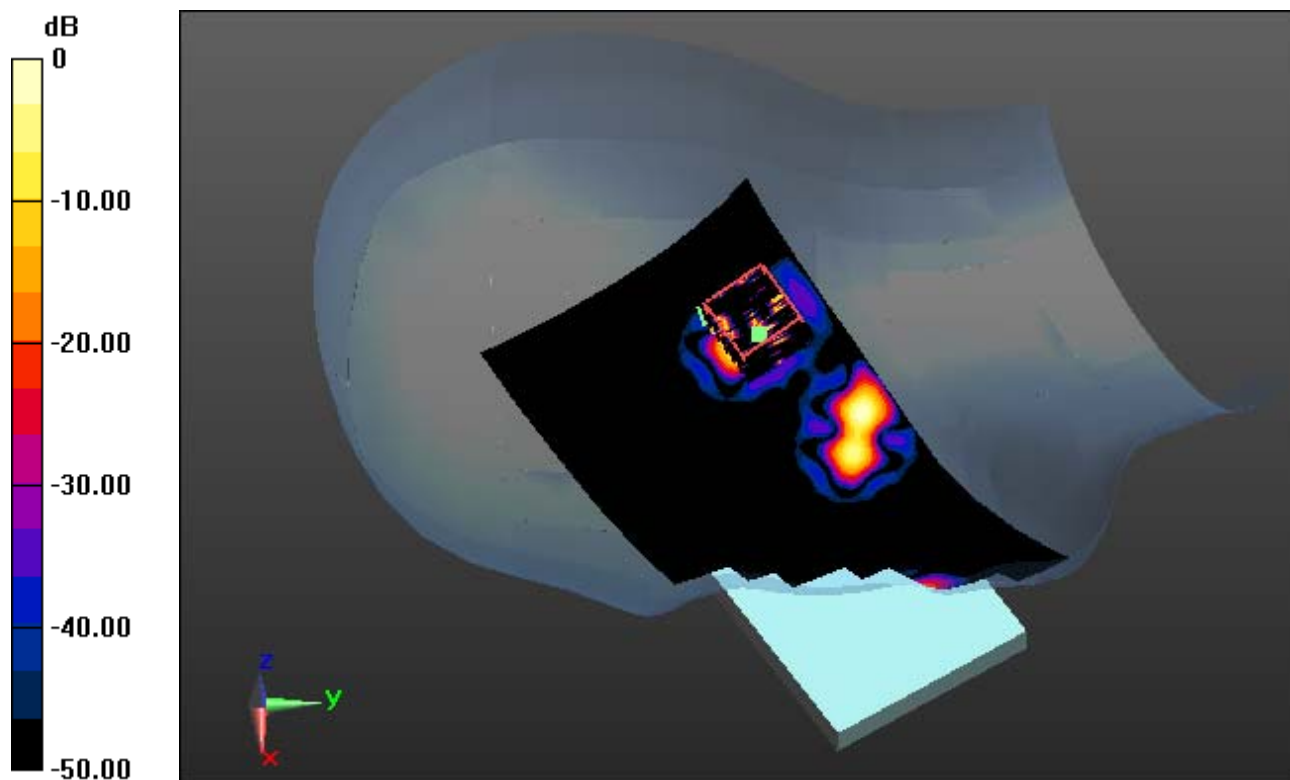
Area Scan (101x181x1): Measurement grid: dx=10mm, dy=10mm

Zoom Scan (7x7x11)/Cube 0: Measurement grid: dx=4mm, dy=4mm, dz=2mm

Power Drift = -0.14 dB

Peak SAR (extrapolated) = 0.399 mW/g

SAR(1 g) = 0.025 W/kg; SAR(10 g) = 0.00386 W/kg



0 dB = 0.0610 mW/g

DIGITAL EMC CO., LTD

DUT: LG-E974; Type: Bar

Communication System: W-LAN_5800; Frequency: 5745 MHz; Duty Cycle: 1:1
Medium parameters used: $f = 5745$ MHz; $\sigma = 5.35$ mho/m; $\epsilon_r = 34.806$; $\rho = 1000$ kg/m³
Phantom section: Left Section

DASY5 Configuration:

Probe: EX3DV4 - SN3643; ConvF(4.16, 4.16, 4.16); Calibrated: 2012-01-27; ; Electronics: DAE4 Sn1335
Phantom: SAM with CRP_20120521; Type: SAM; Serial: 1679
Measurement SW: DASY52, Version 52.8 (2); SEMCAD X Version 14.6.6 (6477)

Test Date: 2012-09-04; Ambient Temp: 22.4; Tissue Temp: 22.5

Left Tilt, W-LAN(802.11a - 5.8 G Band) Ch. 149, Ant Internal, Standard Battery

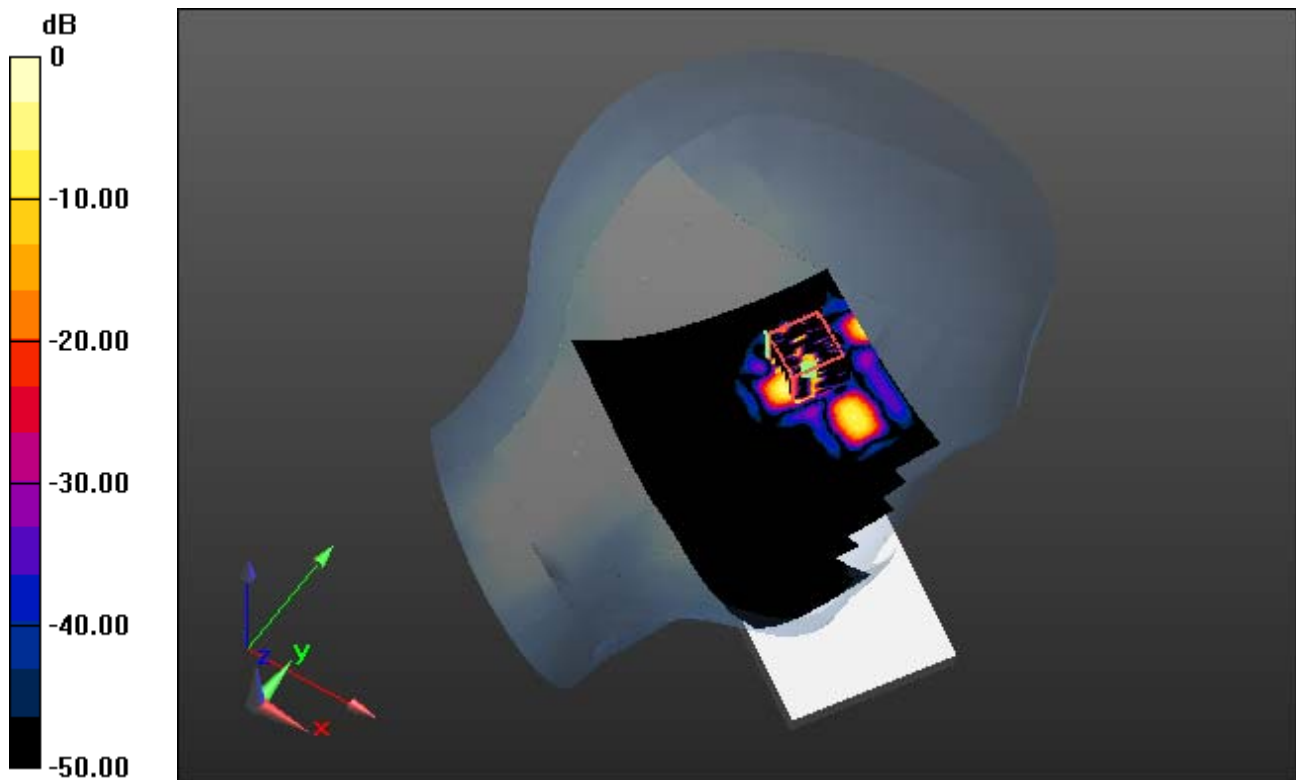
Area Scan (111x161x1): Measurement grid: dx=10mm, dy=10mm

Zoom Scan (7x7x11)/Cube 0: Measurement grid: dx=4mm, dy=4mm, dz=2mm

Power Drift = 0.00 dB

Peak SAR (extrapolated) = 0.526 mW/g

SAR(1 g) = 0.053 W/kg; SAR(10 g) = 0.012 W/kg



0 dB = 0.138 mW/g

DIGITAL EMC CO., LTD

DUT: LG-E974; Type: Bar

Communication System: W-LAN_5800; Frequency: 5745 MHz; Duty Cycle: 1:1
Medium parameters used: $f = 5745$ MHz; $\sigma = 5.35$ mho/m; $\epsilon_r = 34.806$; $\rho = 1000$ kg/m³
Phantom section: Right Section

DASY5 Configuration:

Probe: EX3DV4 - SN3643; ConvF(4.16, 4.16, 4.16); Calibrated: 2012-01-27; ; Electronics: DAE4 Sn1335
Phantom: SAM with CRP_20120521; Type: SAM; Serial: 1679
Measurement SW: DASY52, Version 52.8 (2); SEMCAD X Version 14.6.6 (6477)

Test Date: 2012-09-04; Ambient Temp: 22.4; Tissue Temp: 22.5

Right Tilt, W-LAN(802.11a - 5.8 G Band) Ch. 149, Ant Internal, Standard Battery

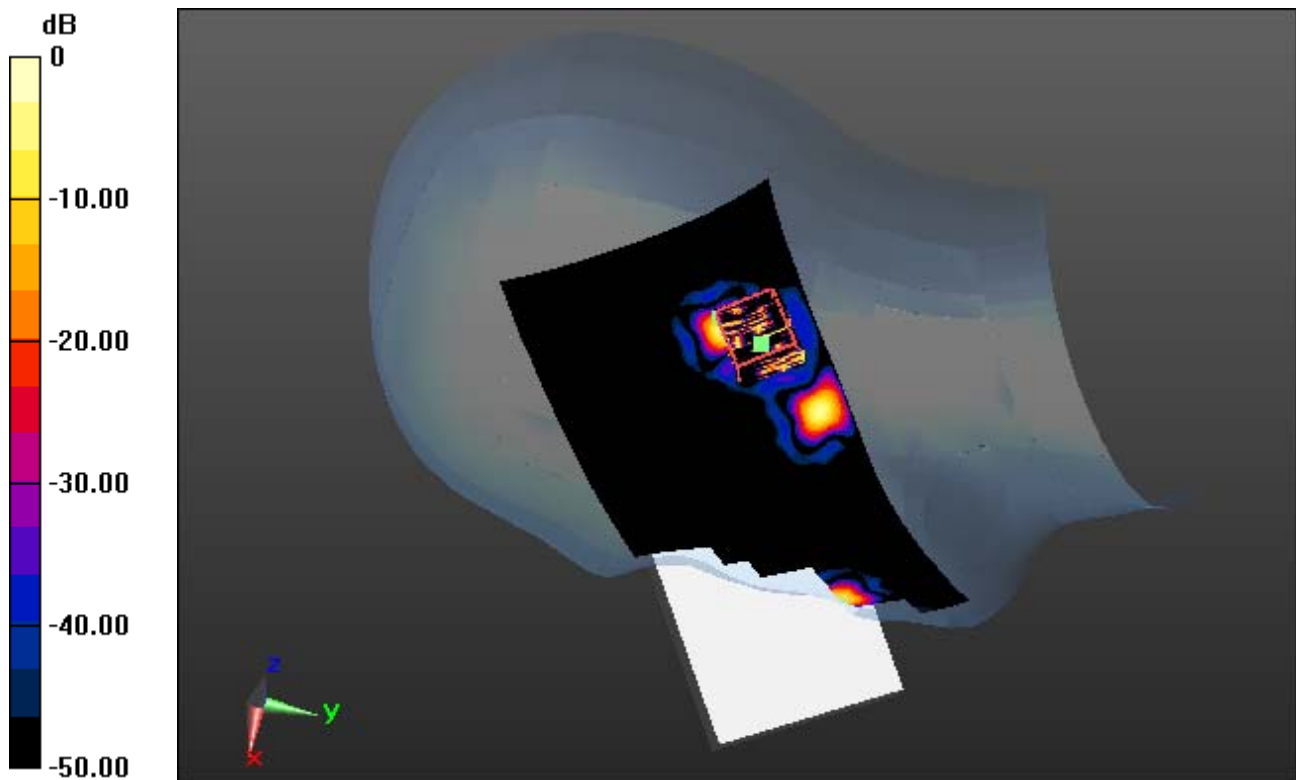
Area Scan (101x181x1): Measurement grid: dx=10mm, dy=10mm

Zoom Scan (7x7x11)/Cube 0: Measurement grid: dx=4mm, dy=4mm, dz=2mm

Power Drift = 0.02 dB

Peak SAR (extrapolated) = 0.362 mW/g

SAR(1 g) = 0.018 W/kg; SAR(10 g) = 0.00328 W/kg



0 dB = 0.0497 mW/g

DIGITAL EMC CO., LTD

DUT: LG-E974; Type: Bar

Communication System: W-LAN_5200; Frequency: 5180 MHz; Duty Cycle: 1:1
Medium parameters used: $f = 5180$ MHz; $\sigma = 4.673$ mho/m; $\epsilon_r = 35.81$; $\rho = 1000$ kg/m³
Phantom section: Left Section

DASY5 Configuration:

Probe: EX3DV4 - SN3643; ConvF(4.94, 4.94, 4.94); Calibrated: 2012-01-27; ; Electronics: DAE4 Sn1335
Phantom: SAM with CRP_20120521; Type: SAM; Serial: 1679
Measurement SW: DASY52, Version 52.8 (2); SEMCAD X Version 14.6.6 (6477)

Test Date: 2012-09-04; Ambient Temp: 22.4; Tissue Temp: 22.5

Left Touch, W-LAN(802.11a - 5.2 G Band) Ch. 36, Ant Internal, Standard Battery

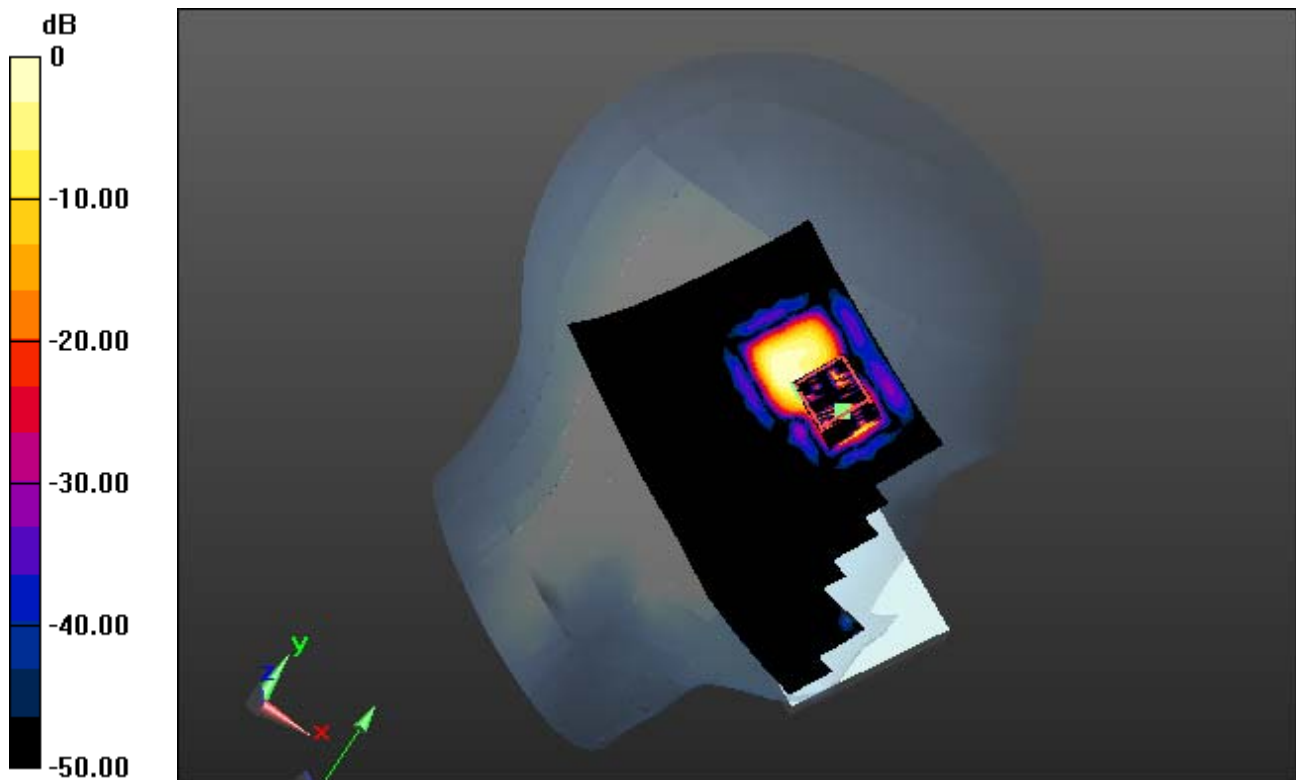
Area Scan (111x181x1): Measurement grid: dx=10mm, dy=10mm

Zoom Scan (7x7x11)/Cube 0: Measurement grid: dx=4mm, dy=4mm, dz=2mm

Power Drift = 0.00 dB

Peak SAR (extrapolated) = 0.528 mW/g

SAR(1 g) = 0.077 W/kg; SAR(10 g) = 0.017 W/kg



0 dB = 0.185 mW/g

DIGITAL EMC CO., LTD

DUT: LG-E974; Type: Bar

Communication System: W-LAN_5200; Frequency: 5180 MHz; Duty Cycle: 1:1
Medium parameters used: $f = 5180$ MHz; $\sigma = 4.673$ mho/m; $\epsilon_r = 35.81$; $\rho = 1000$ kg/m³
Phantom section: Right Section

DASY5 Configuration:

Probe: EX3DV4 - SN3643; ConvF(4.94, 4.94, 4.94); Calibrated: 2012-01-27; ; Electronics: DAE4 Sn1335
Phantom: SAM with CRP_20120521; Type: SAM; Serial: 1679
Measurement SW: DASY52, Version 52.8 (2); SEMCAD X Version 14.6.6 (6477)

Test Date: 2012-09-04; Ambient Temp: 22.4; Tissue Temp: 22.5

Right Touch, W-LAN(802.11a - 5.2 G Band) Ch. 36, Ant Internal, Standard Battery

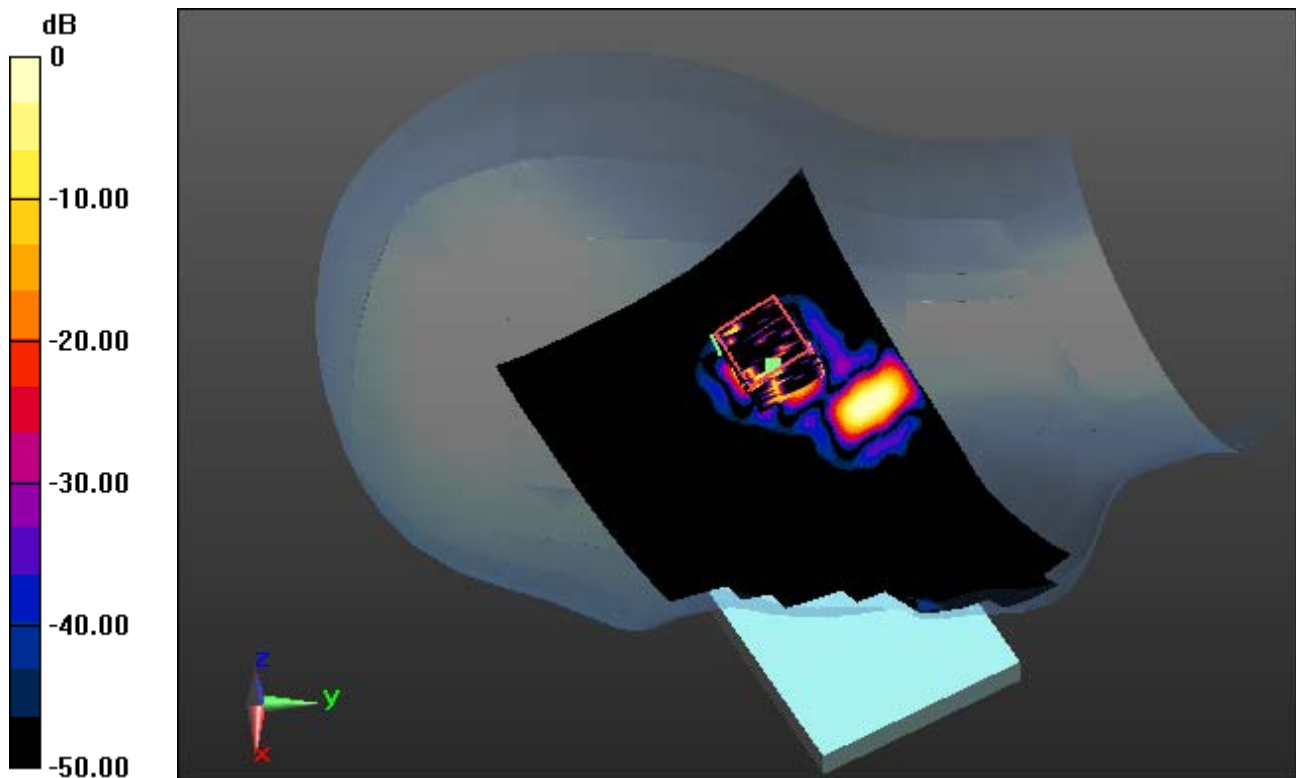
Area Scan (111x181x1): Measurement grid: dx=10mm, dy=10mm

Zoom Scan (7x7x11)/Cube 0: Measurement grid: dx=4mm, dy=4mm, dz=2mm

Power Drift = 0.10 dB

Peak SAR (extrapolated) = 0.330 mW/g

SAR(1 g) = 0.020 W/kg; SAR(10 g) = 0.00364 W/kg



0 dB = 0.0479 mW/g

DIGITAL EMC CO., LTD

DUT: LG-E974; Type: Bar

Communication System: W-LAN_5200; Frequency: 5180 MHz; Duty Cycle: 1:1
Medium parameters used: $f = 5180$ MHz; $\sigma = 4.673$ mho/m; $\epsilon_r = 35.81$; $\rho = 1000$ kg/m³
Phantom section: Left Section

DASY5 Configuration:

Probe: EX3DV4 - SN3643; ConvF(4.94, 4.94, 4.94); Calibrated: 2012-01-27; ; Electronics: DAE4 Sn1335
Phantom: SAM with CRP_20120521; Type: SAM; Serial: 1679
Measurement SW: DASY52, Version 52.8 (2); SEMCAD X Version 14.6.6 (6477)

Test Date: 2012-09-04; Ambient Temp: 22.4; Tissue Temp: 22.5

Left Tilt, W-LAN(802.11a - 5.2 G Band) Ch. 36, Ant Internal, Standard Battery

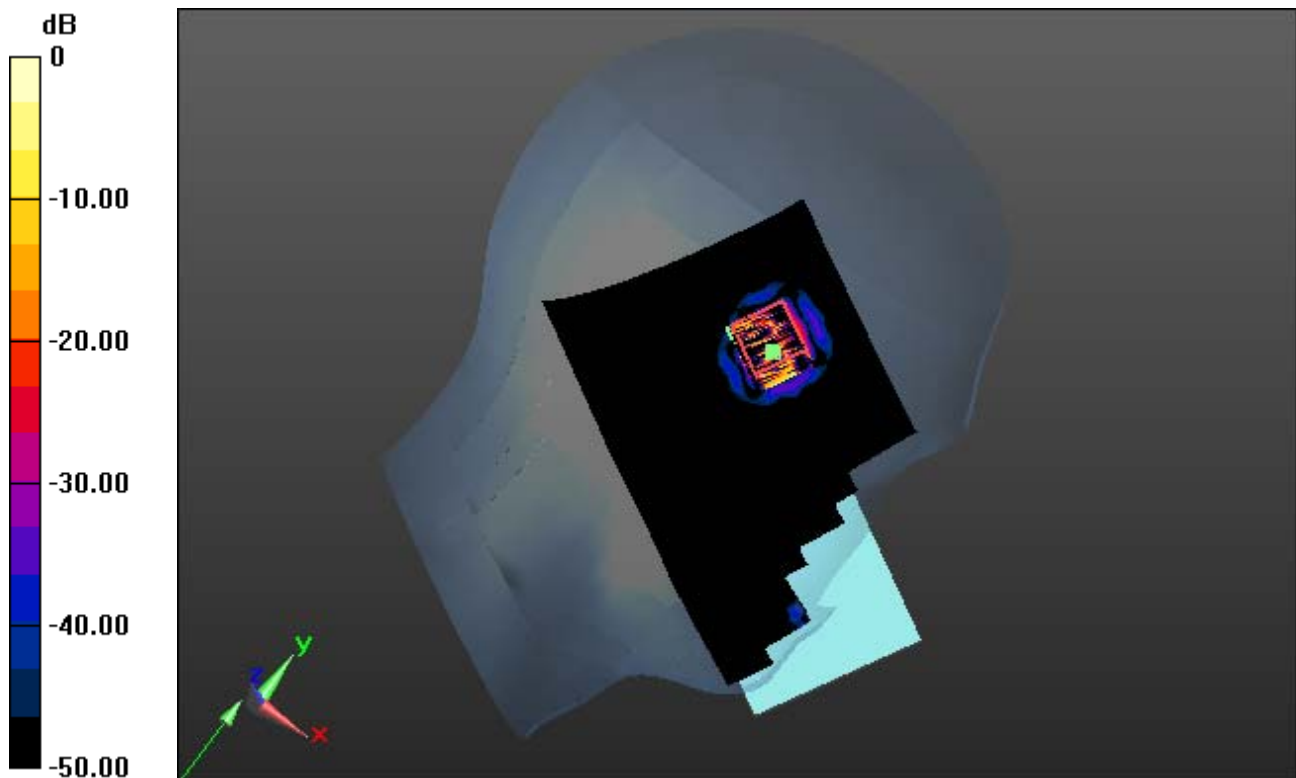
Area Scan (111x181x1): Measurement grid: dx=10mm, dy=10mm

Zoom Scan (7x7x11)/Cube 0: Measurement grid: dx=4mm, dy=4mm, dz=2mm

Power Drift = 0.16 dB

Peak SAR (extrapolated) = 0.279 mW/g

SAR(1 g) = 0.051 W/kg; SAR(10 g) = 0.014 W/kg



0 dB = 0.122 mW/g

DIGITAL EMC CO., LTD

DUT: LG-E974; Type: Bar

Communication System: W-LAN_5200; Frequency: 5180 MHz; Duty Cycle: 1:1
Medium parameters used: $f = 5180$ MHz; $\sigma = 4.673$ mho/m; $\epsilon_r = 35.81$; $\rho = 1000$ kg/m³
Phantom section: Right Section

DASY5 Configuration:

Probe: EX3DV4 - SN3643; ConvF(4.94, 4.94, 4.94); Calibrated: 2012-01-27; ; Electronics: DAE4 Sn1335
Phantom: SAM with CRP_20120521; Type: SAM; Serial: 1679
Measurement SW: DASY52, Version 52.8 (2); SEMCAD X Version 14.6.6 (6477)

Test Date: 2012-09-04; Ambient Temp: 22.4; Tissue Temp: 22.5

Right Tilt, W-LAN(802.11a - 5.2 G Band) Ch. 36, Ant Internal, Standard Battery


Area Scan (111x181x1): Measurement grid: dx=10mm, dy=10mm

Zoom Scan (7x7x11)/Cube 0: Measurement grid: dx=4mm, dy=4mm, dz=2mm

Power Drift = 0.00 dB

Peak SAR (extrapolated) = 0.209 mW/g

SAR(1 g) = 0.017 W/kg; SAR(10 g) = 0.00278 W/kg



0 dB = 0.0413 mW/g

DIGITAL EMC CO., LTD

DUT: LG-E974; Type: Bar

Communication System: W-LAN_5300; Frequency: 5320 MHz; Duty Cycle: 1:1
Medium parameters used: $f = 5320$ MHz; $\sigma = 4.842$ mho/m; $\epsilon_r = 35.543$; $\rho = 1000$ kg/m³

Phantom section: Left Section

DASY5 Configuration:

Probe: EX3DV4 - SN3643; ConvF(4.69, 4.69, 4.69); Calibrated: 2012-01-27; ; Electronics: DAE4 Sn1335
Phantom: SAM with CRP_20120521; Type: SAM; Serial: 1679
Measurement SW: DASY52, Version 52.8 (2); SEMCAD X Version 14.6.6 (6477)

Test Date: 2012-09-04; Ambient Temp: 22.4; Tissue Temp: 22.5

Left Touch, W-LAN(802.11a - 5.3 G Band) Ch. 64, Ant Internal, Standard Battery

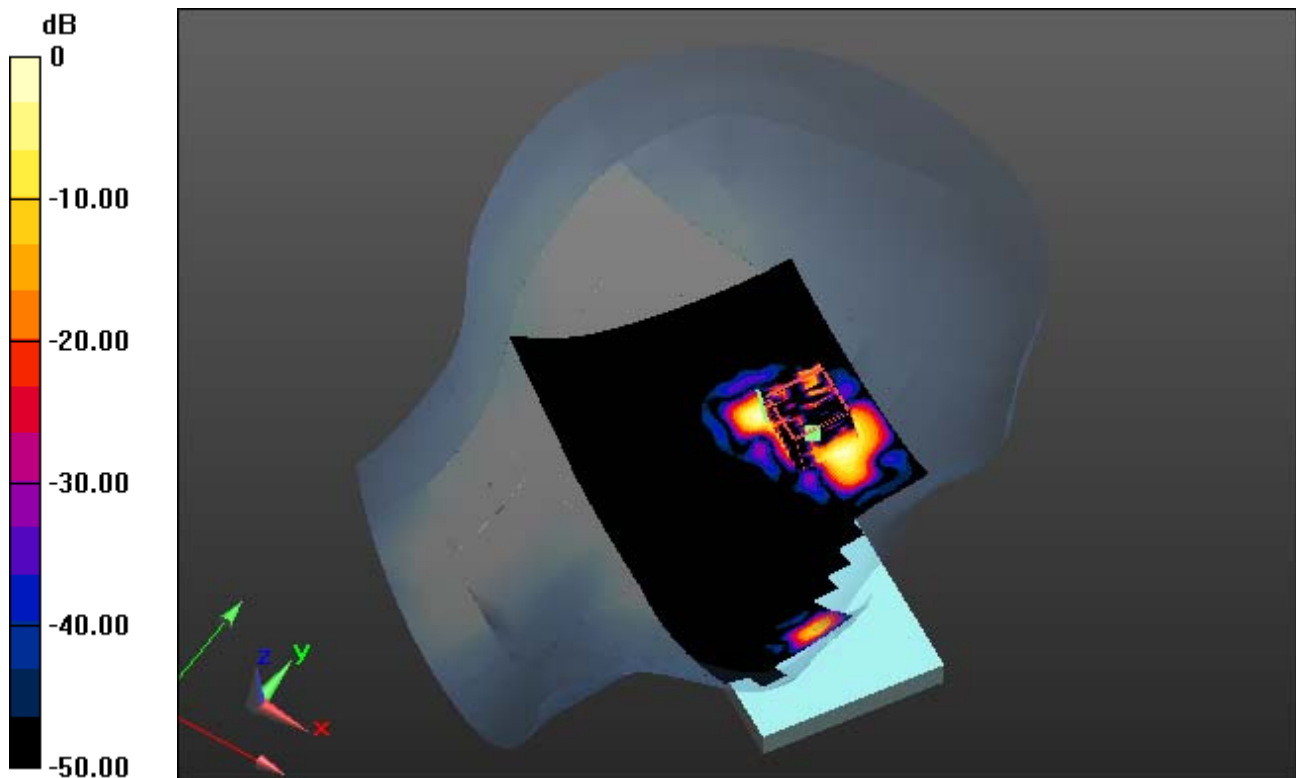
Area Scan (111x181x1): Measurement grid: dx=10mm, dy=10mm

Zoom Scan (7x7x11)/Cube 0: Measurement grid: dx=4mm, dy=4mm, dz=2mm

Power Drift = 0.00 dB

Peak SAR (extrapolated) = 0.605 mW/g

SAR(1 g) = 0.150 W/kg; SAR(10 g) = 0.038 W/kg



0 dB = 0.327 mW/g

DIGITAL EMC CO., LTD

DUT: LG-E974; Type: Bar

Communication System: W-LAN_5300; Frequency: 5320 MHz; Duty Cycle: 1:1
Medium parameters used: $f = 5320$ MHz; $\sigma = 4.842$ mho/m; $\epsilon_r = 35.543$; $\rho = 1000$ kg/m³

Phantom section: Right Section

DASY5 Configuration:

Probe: EX3DV4 - SN3643; ConvF(4.69, 4.69, 4.69); Calibrated: 2012-01-27; ; Electronics: DAE4 Sn1335
Phantom: SAM with CRP_20120521; Type: SAM; Serial: 1679
Measurement SW: DASY52, Version 52.8 (2); SEMCAD X Version 14.6.6 (6477)

Test Date: 2012-09-04; Ambient Temp: 22.4; Tissue Temp: 22.5

Right Touch, W-LAN(802.11a - 5.3 G Band) Ch. 64, Ant Internal, Standard Battery

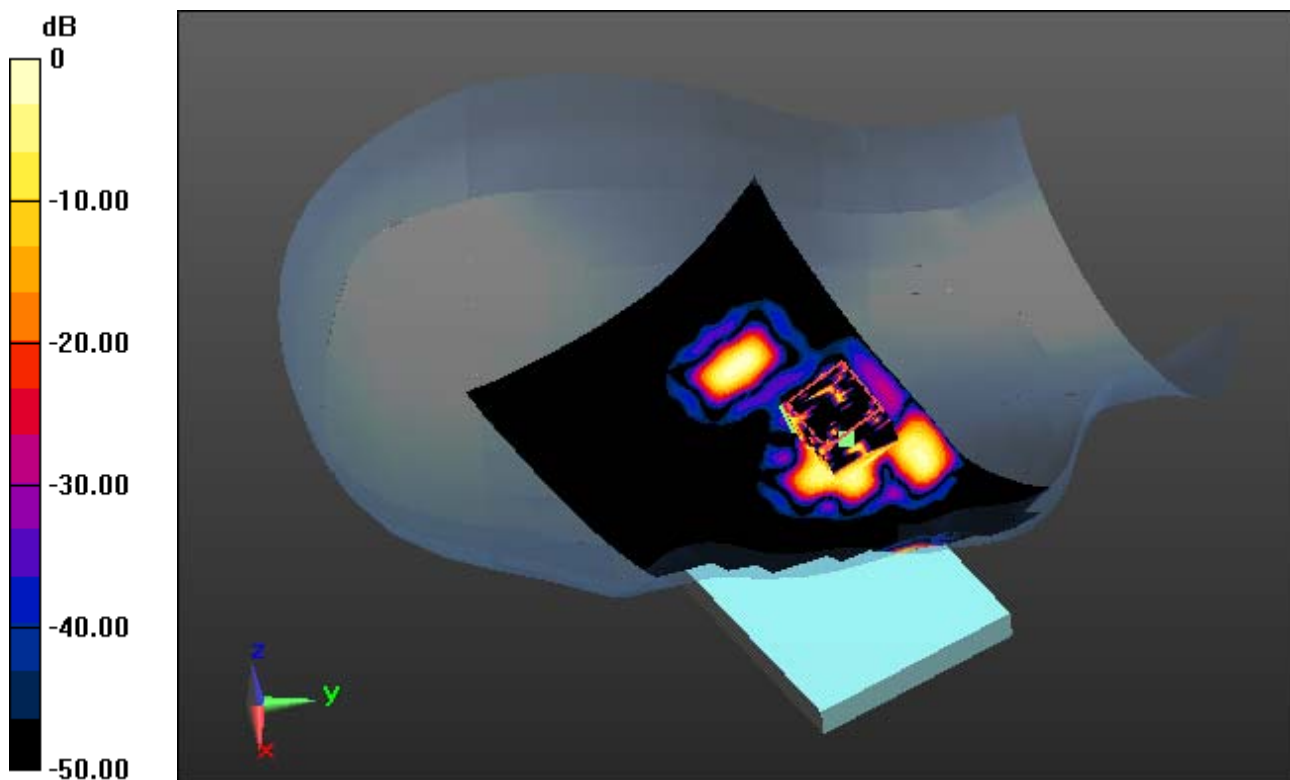
Area Scan (111x181x1): Measurement grid: dx=10mm, dy=10mm

Zoom Scan (7x7x11)/Cube 0: Measurement grid: dx=4mm, dy=4mm, dz=2mm

Power Drift = 0.00 dB

Peak SAR (extrapolated) = 0.515 mW/g

SAR(1 g) = 0.043 W/kg; SAR(10 g) = 0.010 W/kg



0 dB = 0.0842 mW/g

DIGITAL EMC CO., LTD

DUT: LG-E974; Type: Bar

Communication System: W-LAN_5300; Frequency: 5320 MHz; Duty Cycle: 1:1
Medium parameters used: $f = 5320$ MHz; $\sigma = 4.842$ mho/m; $\epsilon_r = 35.543$; $\rho = 1000$ kg/m³

Phantom section: Left Section

DASY5 Configuration:

Probe: EX3DV4 - SN3643; ConvF(4.69, 4.69, 4.69); Calibrated: 2012-01-27; ; Electronics: DAE4 Sn1335
Phantom: SAM with CRP_20120521; Type: SAM; Serial: 1679
Measurement SW: DASY52, Version 52.8 (2); SEMCAD X Version 14.6.6 (6477)

Test Date: 2012-09-04; Ambient Temp: 22.4; Tissue Temp: 22.5

Left Tilt, W-LAN(802.11a - 5.3 G Band) Ch. 64, Ant Internal, Standard Battery

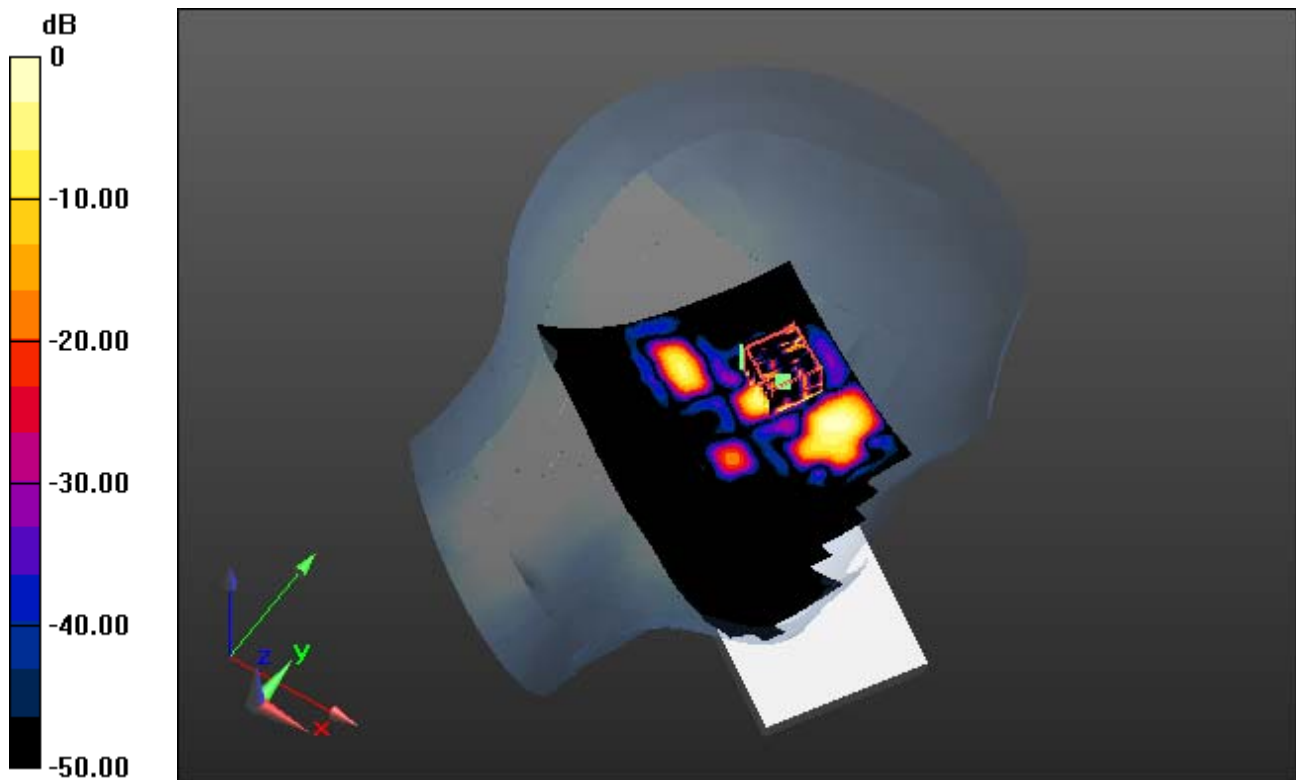
Area Scan (111x181x1): Measurement grid: dx=10mm, dy=10mm

Zoom Scan (7x7x11)/Cube 0: Measurement grid: dx=4mm, dy=4mm, dz=2mm

Power Drift = 0.00 dB

Peak SAR (extrapolated) = 0.460 mW/g

SAR(1 g) = 0.062 W/kg; SAR(10 g) = 0.015 W/kg



0 dB = 0.154 mW/g

DIGITAL EMC CO., LTD

DUT: LG-E974; Type: Bar

Communication System: W-LAN_5300; Frequency: 5320 MHz; Duty Cycle: 1:1
Medium parameters used: $f = 5320$ MHz; $\sigma = 4.842$ mho/m; $\epsilon_r = 35.543$; $\rho = 1000$ kg/m³

Phantom section: Right Section

DASY5 Configuration:

Probe: EX3DV4 - SN3643; ConvF(4.69, 4.69, 4.69); Calibrated: 2012-01-27; ; Electronics: DAE4 Sn1335
Phantom: SAM with CRP_20120521; Type: SAM; Serial: 1679
Measurement SW: DASY52, Version 52.8 (2); SEMCAD X Version 14.6.6 (6477)

Test Date: 2012-09-04; Ambient Temp: 22.4; Tissue Temp: 22.5

Right Tilt, W-LAN(802.11a - 5.3 G Band) Ch. 64, Ant Internal, Standard Battery

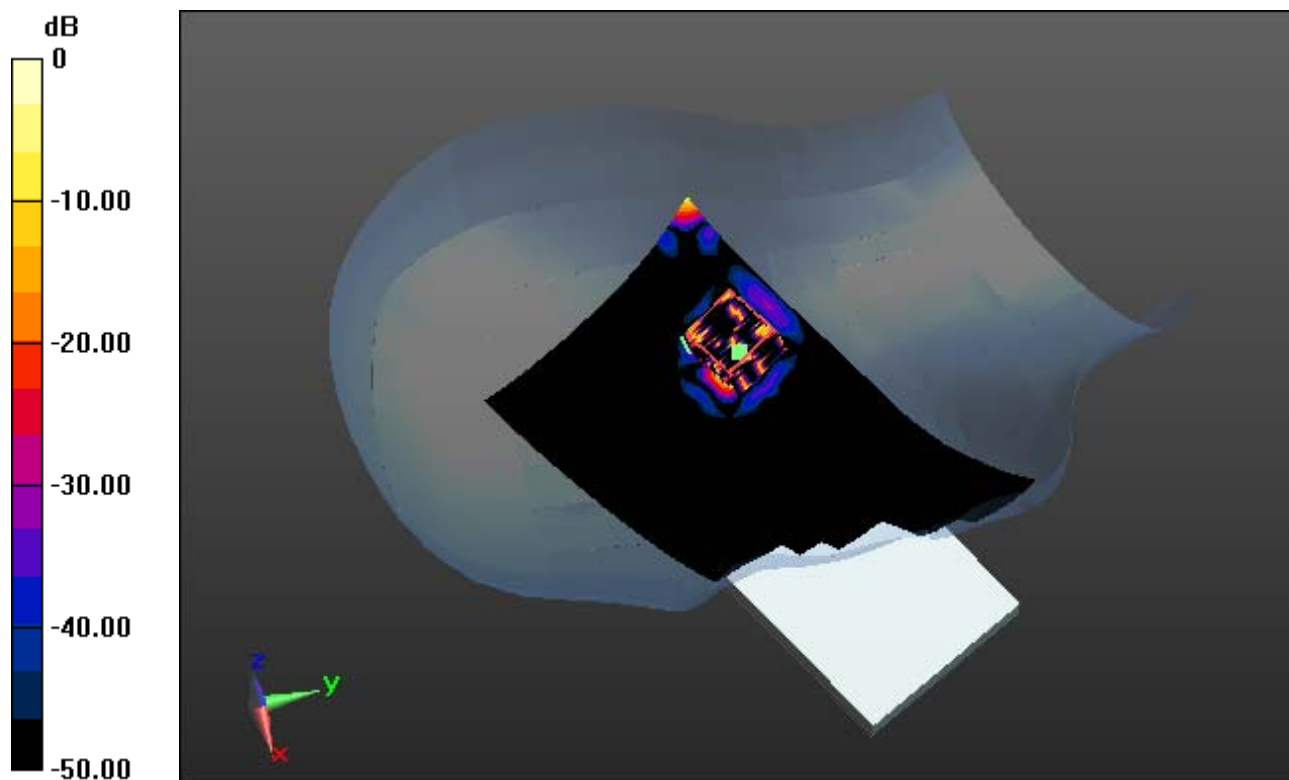
Area Scan (101x181x1): Measurement grid: dx=10mm, dy=10mm

Zoom Scan (7x7x11)/Cube 0: Measurement grid: dx=4mm, dy=4mm, dz=2mm

Power Drift = 0.00 dB

Peak SAR (extrapolated) = 0.440 mW/g

SAR(1 g) = 0.029 W/kg; SAR(10 g) = 0.00532 W/kg



0 dB = 0.0627 mW/g

DIGITAL EMC CO., LTD

DUT: LG-E974; Type: Bar

Communication System: W-LAN_5500; Frequency: 5500 MHz; Duty Cycle: 1:1
Medium parameters used: $f = 5500$ MHz; $\sigma = 5.057$ mho/m; $\epsilon_r = 35.262$; $\rho = 1000$ kg/m³

Phantom section: Left Section

DASY5 Configuration:

Probe: EX3DV4 - SN3866; ConvF(4.45, 4.45, 4.45); Calibrated: 2012-06-20; ; Electronics: DAE4 Sn1335
Phantom: SAM with CRP_20120521; Type: SAM; Serial: 1679
Measurement SW: DASY52, Version 52.8 (2); SEMCAD X Version 14.6.6 (6477)

Test Date: 2012-09-04; Ambient Temp: 22.4; Tissue Temp: 22.5

Left Touch, W-LAN(802.11a - 5.5 G Band) Ch. 100, Ant Internal, Standard Battery

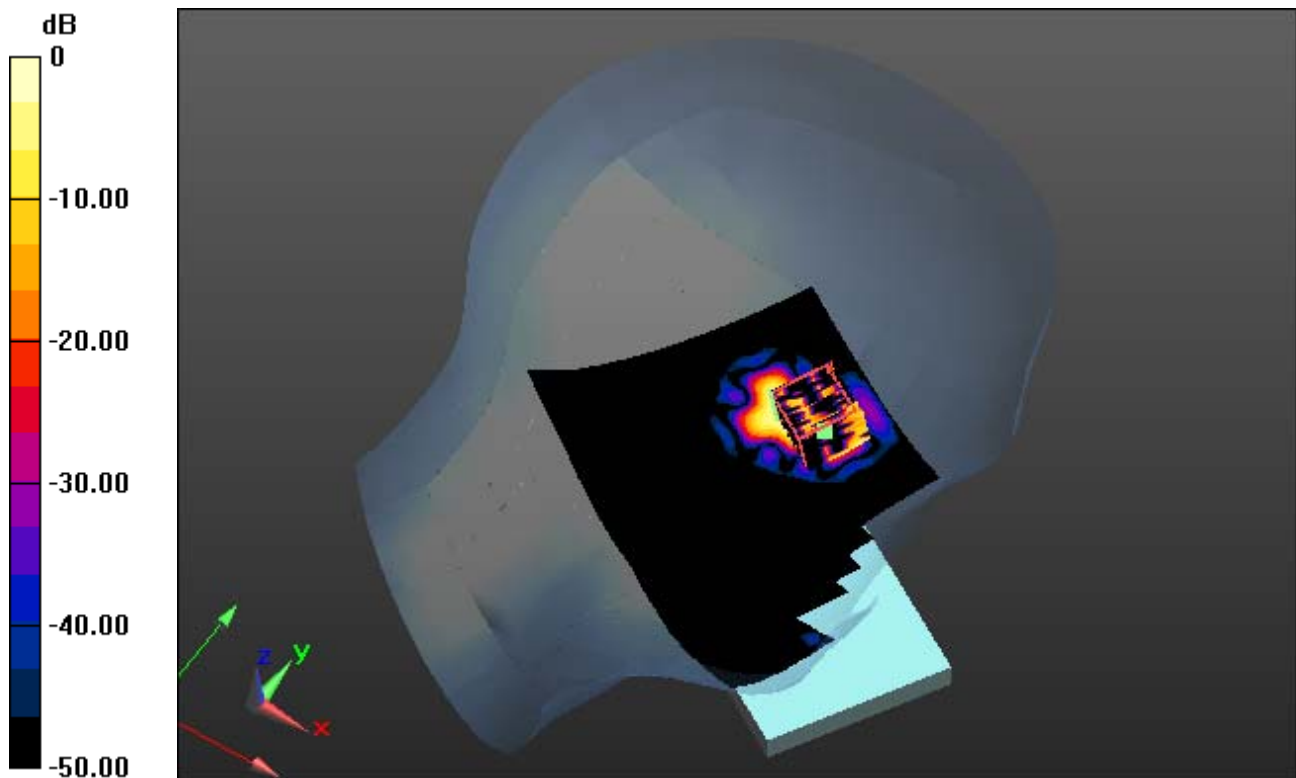
Area Scan (111x161x1): Measurement grid: dx=10mm, dy=10mm

Zoom Scan (7x7x11)/Cube 0: Measurement grid: dx=4mm, dy=4mm, dz=2mm

Power Drift = 0.00 dB

Peak SAR (extrapolated) = 0.618 mW/g

SAR(1 g) = 0.054 W/kg; SAR(10 g) = 0.012 W/kg



0 dB = 0.148 mW/g

DIGITAL EMC CO., LTD

DUT: LG-E974; Type: Bar

Communication System: W-LAN_5500; Frequency: 5500 MHz; Duty Cycle: 1:1
Medium parameters used: $f = 5500$ MHz; $\sigma = 5.057$ mho/m; $\epsilon_r = 35.262$; $\rho = 1000$ kg/m³
Phantom section: Right Section

DASY5 Configuration:

Probe: EX3DV4 - SN3866; ConvF(4.45, 4.45, 4.45); Calibrated: 2012-06-20; ; Electronics: DAE4 Sn1335
Phantom: SAM with CRP_20120521; Type: SAM; Serial: 1679
Measurement SW: DASY52, Version 52.8 (2); SEMCAD X Version 14.6.6 (6477)

Test Date: 2012-09-04; Ambient Temp: 22.4; Tissue Temp: 22.5

Right Touch, W-LAN(802.11a - 5.5 G Band) Ch. 100, Ant Internal, Standard Battery

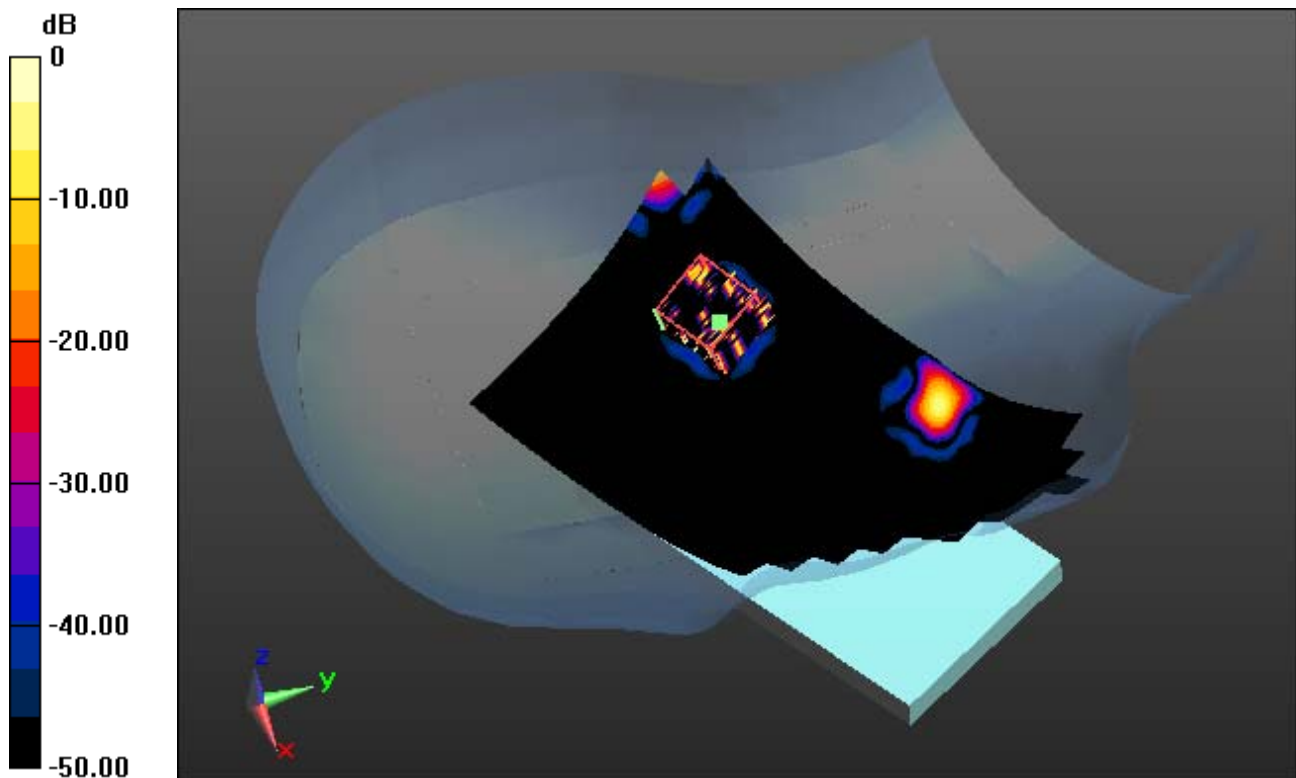
Area Scan (101x181x1): Measurement grid: dx=10mm, dy=10mm

Zoom Scan (7x7x11)/Cube 0: Measurement grid: dx=4mm, dy=4mm, dz=2mm

Power Drift = 0.00 dB

Peak SAR (extrapolated) = 0.246 mW/g

SAR(1 g) = 0.013 W/kg; SAR(10 g) = 0.00157 W/kg



0 dB = 0.0410 mW/g

DIGITAL EMC CO., LTD

DUT: LG-E974; Type: Bar

Communication System: W-LAN_5500; Frequency: 5500 MHz; Duty Cycle: 1:1
Medium parameters used: $f = 5500$ MHz; $\sigma = 5.057$ mho/m; $\epsilon_r = 35.262$; $\rho = 1000$ kg/m³

Phantom section: Left Section

DASY5 Configuration:

Probe: EX3DV4 - SN3866; ConvF(4.45, 4.45, 4.45); Calibrated: 2012-06-20; ; Electronics: DAE4 Sn1335
Phantom: SAM with CRP_20120521; Type: SAM; Serial: 1679
Measurement SW: DASY52, Version 52.8 (2); SEMCAD X Version 14.6.6 (6477)

Test Date: 2012-09-04; Ambient Temp: 22.4; Tissue Temp: 22.5

Left Tilt, W-LAN(802.11a - 5.5 G Band) Ch. 100, Ant Internal, Standard Battery

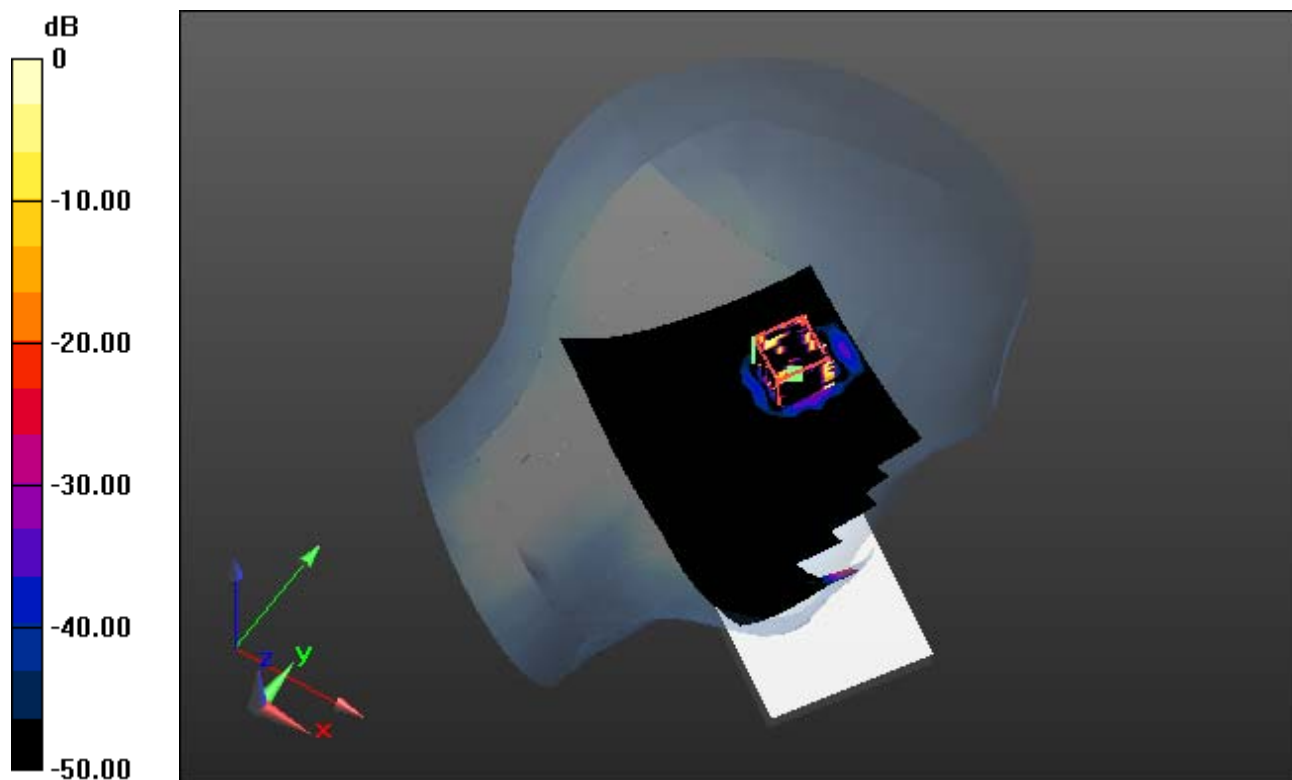
Area Scan (111x161x1): Measurement grid: dx=10mm, dy=10mm

Zoom Scan (7x7x11)/Cube 0: Measurement grid: dx=4mm, dy=4mm, dz=2mm

Power Drift = 0.00 dB

Peak SAR (extrapolated) = 0.252 mW/g

SAR(1 g) = 0.018 W/kg; SAR(10 g) = 0.00265 W/kg



0 dB = 0.0386 mW/g

DIGITAL EMC CO., LTD

DUT: LG-E974; Type: Bar

Communication System: W-LAN_5500; Frequency: 5500 MHz; Duty Cycle: 1:1
Medium parameters used: $f = 5500$ MHz; $\sigma = 5.057$ mho/m; $\epsilon_r = 35.262$; $\rho = 1000$ kg/m³

Phantom section: Right Section

DASY5 Configuration:

Probe: EX3DV4 - SN3866; ConvF(4.45, 4.45, 4.45); Calibrated: 2012-06-20; ; Electronics: DAE4 Sn1335
Phantom: SAM with CRP_20120521; Type: SAM; Serial: 1679
Measurement SW: DASY52, Version 52.8 (2); SEMCAD X Version 14.6.6 (6477)

Test Date: 2012-09-04; Ambient Temp: 22.4; Tissue Temp: 22.5

Right Tilt, W-LAN(802.11a - 5.5 G Band) Ch. 100, Ant Internal, Standard Battery

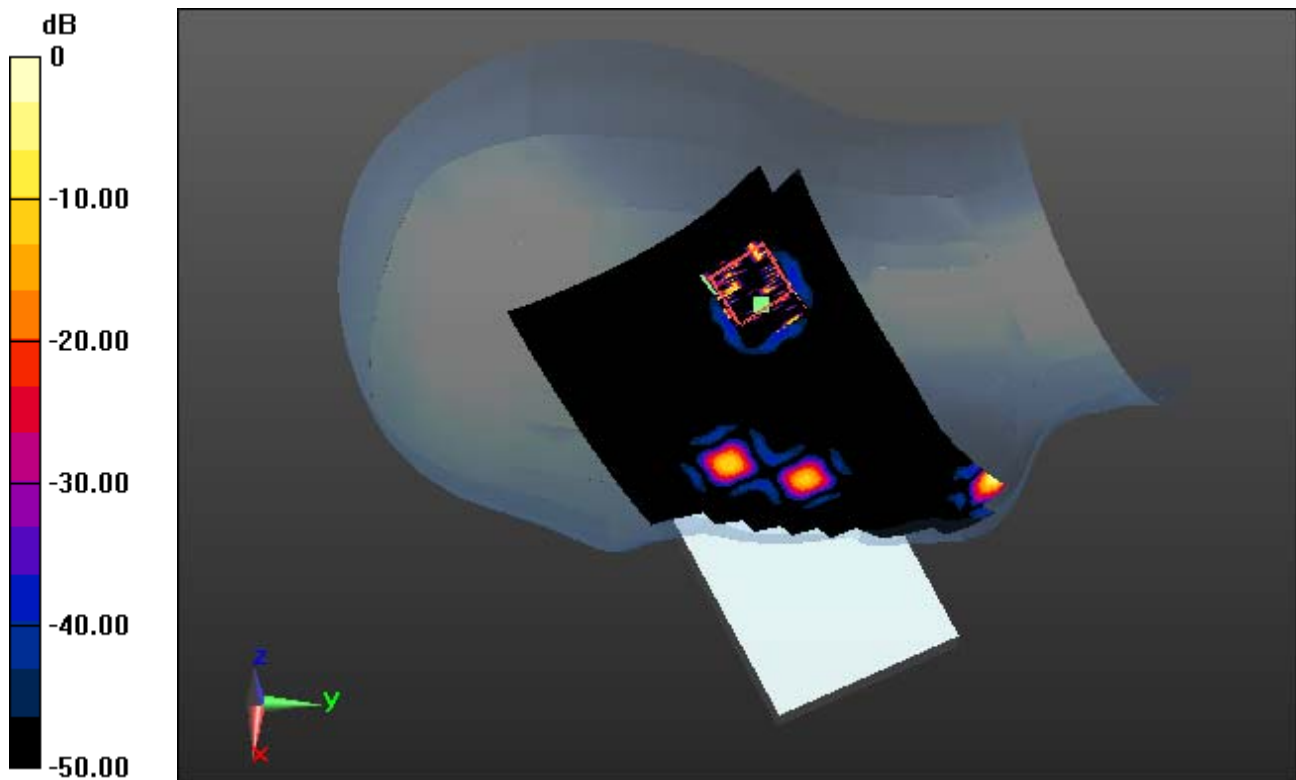
Area Scan (111x181x1): Measurement grid: dx=10mm, dy=10mm

Zoom Scan (7x7x11)/Cube 0: Measurement grid: dx=4mm, dy=4mm, dz=2mm

Power Drift = 0.00 dB

Peak SAR (extrapolated) = 0.292 mW/g

SAR(1 g) = 0.020 W/kg; SAR(10 g) = 0.00284 W/kg



0 dB = 0.0391 mW/g

DIGITAL EMC CO., LTD

DUT: LG-E974; Type: Bar

Communication System: GSM 850_10; Frequency: 836.6 MHz; Duty Cycle: 1:4.15
Medium parameters used: $f = 836.6$ MHz; $\sigma = 0.988$ mho/m; $\epsilon_r = 53.168$; $\rho = 1000$ kg/m³

Phantom section: Flat Section

DASY5 Configuration:

Probe: EX3DV4 - SN3866; ConvF(9.03, 9.03, 9.03); Calibrated: 2012-06-20; ; Electronics: DAE4 Sn1335
Phantom: SAM with CRP_20120521; Type: SAM; Serial:1679
Measurement SW: DASY52, Version 52.8 (2); SEMCAD X Version 14.6.6 (6477)

Test Date: 2012-09-01; Ambient Temp: 22.2 Tissue Temp:22.3

1 cm space from Body, Bottom, GSM850 GPRS Class 10 Ch. 190, Ant Internal

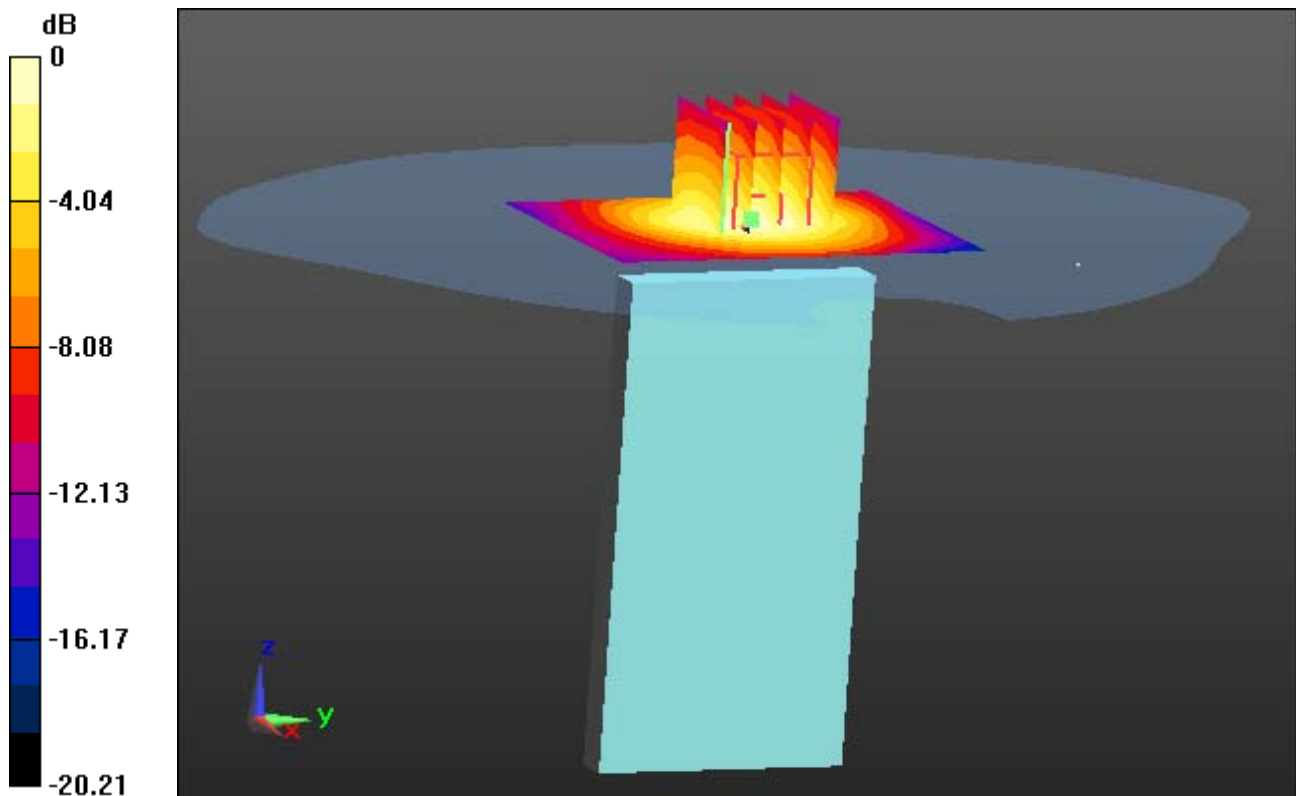
Area Scan (51x71x1): Measurement grid: dx=15mm, dy=15mm

Zoom Scan (5x5x7)/Cube 0: Measurement grid: dx=8mm, dy=8mm, dz=5mm

Power Drift = -0.01 dB

Peak SAR (extrapolated) = 0.150 mW/g

SAR(1 g) = 0.100 W/kg; SAR(10 g) = 0.064 W/kg



0 dB = 0.120 mW/g

DIGITAL EMC CO., LTD

DUT: LG-E974; Type: Bar

Communication System: GSM 850_10; Frequency: 836.6 MHz; Duty Cycle: 1:4.15
Medium parameters used: $f = 836.6$ MHz; $\sigma = 0.988$ mho/m; $\epsilon_r = 53.168$; $\rho = 1000$ kg/m³

Phantom section: Flat Section

DASY5 Configuration:

Probe: EX3DV4 - SN3866; ConvF(9.03, 9.03, 9.03); Calibrated: 2012-06-20; ; Electronics: DAE4 Sn1335
Phantom: SAM with CRP_20120521; Type: SAM; Serial:1679
Measurement SW: DASY52, Version 52.8 (2); SEMCAD X Version 14.6.6 (6477)

Test Date: 2012-09-01; Ambient Temp: 22.2 Tissue Temp:22.3

1 cm space from Body, Front, GSM850 GPRS Class 10 Ch. 190, Ant Internal

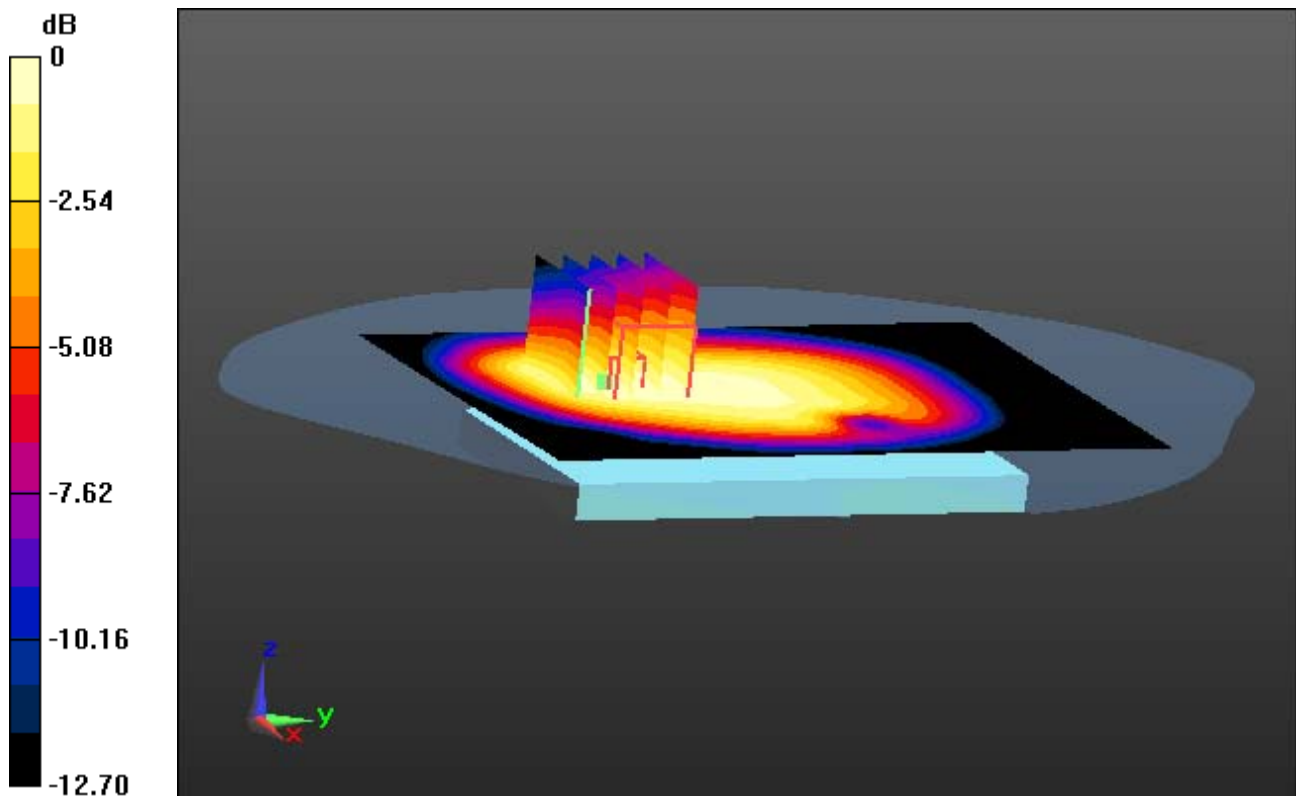
Area Scan (81x121x1): Measurement grid: dx=15mm, dy=15mm

Zoom Scan (5x5x7)/Cube 0: Measurement grid: dx=8mm, dy=8mm, dz=5mm

Power Drift = -0.01 dB

Peak SAR (extrapolated) = 0.375 mW/g

SAR(1 g) = 0.267 W/kg; SAR(10 g) = 0.196 W/kg



0 dB = 0.319 mW/g

DIGITAL EMC CO., LTD

DUT: LG-E974; Type: Bar

Communication System: GSM 850; Frequency: 836.6 MHz; Duty Cycle: 1:8.3
Medium parameters used: $f = 836.6$ MHz; $\sigma = 0.988$ mho/m; $\epsilon_r = 53.168$; $\rho = 1000$ kg/m³

Phantom section: Flat Section

DASY5 Configuration:

Probe: EX3DV4 - SN3866; ConvF(9.03, 9.03, 9.03); Calibrated: 2012-06-20; ; Electronics: DAE4 Sn1335
Phantom: SAM with CRP_20120521; Type: SAM; Serial:1679
Measurement SW: DASY52, Version 52.8 (2); SEMCAD X Version 14.6.6 (6477)

Test Date: 2012-09-01; Ambient Temp: 22.2 Tissue Temp:22.3

1 cm space from Body, Rear, GSM850 Ch. 190, Ant Internal

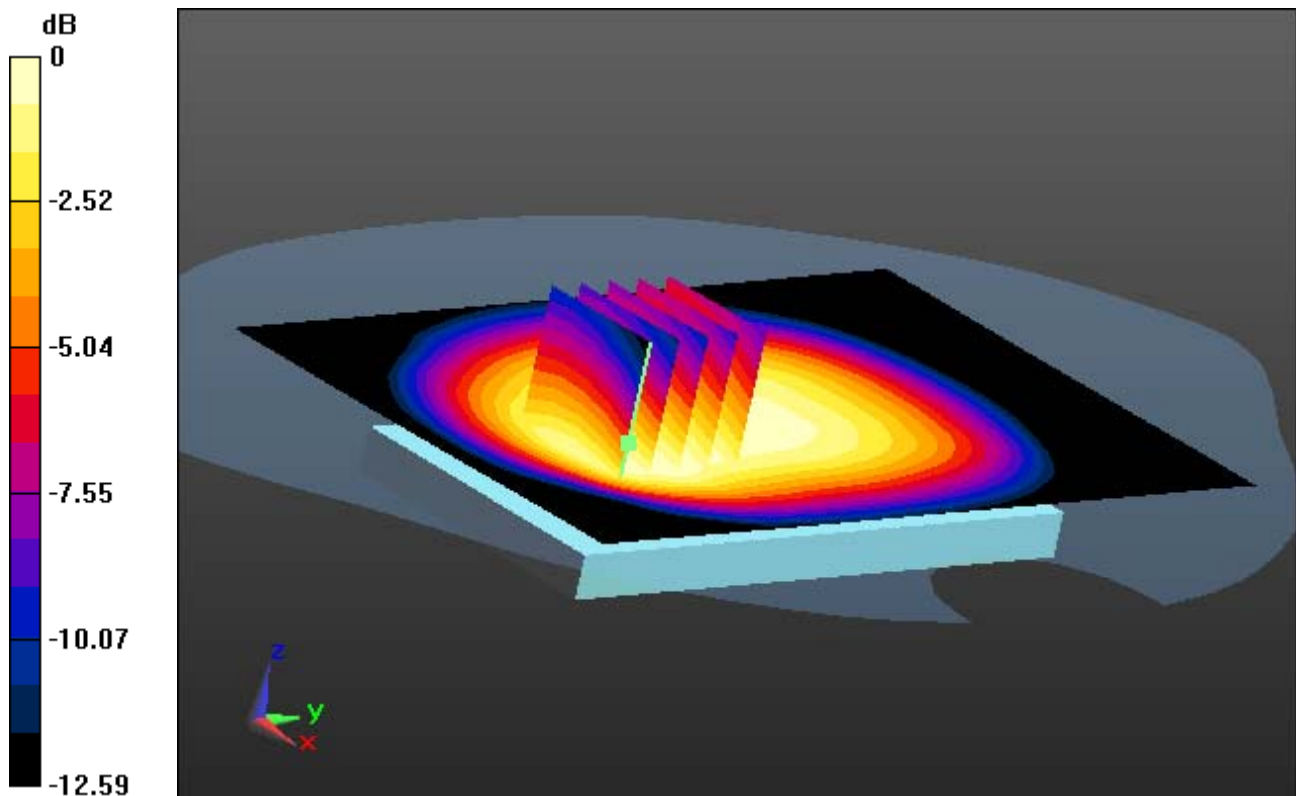
Area Scan (81x121x1): Measurement grid: dx=15mm, dy=15mm

Zoom Scan (5x5x7)/Cube 0: Measurement grid: dx=8mm, dy=8mm, dz=5mm

Power Drift = 0.01 dB

Peak SAR (extrapolated) = 0.435 mW/g

SAR(1 g) = 0.312 W/kg; SAR(10 g) = 0.229 W/kg



0 dB = 0.373 mW/g

DIGITAL EMC CO., LTD

DUT: LG-E974; Type: Bar

Communication System: GSM 850; Frequency: 836.6 MHz; Duty Cycle: 1:8.3
Medium parameters used: $f = 836.6$ MHz; $\sigma = 0.988$ mho/m; $\epsilon_r = 53.168$; $\rho = 1000$ kg/m³

Phantom section: Flat Section

DASY5 Configuration:

Probe: EX3DV4 - SN3866; ConvF(9.03, 9.03, 9.03); Calibrated: 2012-06-20; ; Electronics: DAE4 Sn1335
Phantom: SAM with CRP_20120521; Type: SAM; Serial:1679
Measurement SW: DASY52, Version 52.8 (2); SEMCAD X Version 14.6.6 (6477)

Test Date: 2012-09-01; Ambient Temp: 22.2 Tissue Temp:22.3

1 cm space from Body, Rear, GSM850 GPRS Class 8 Ch. 190, Ant Internal

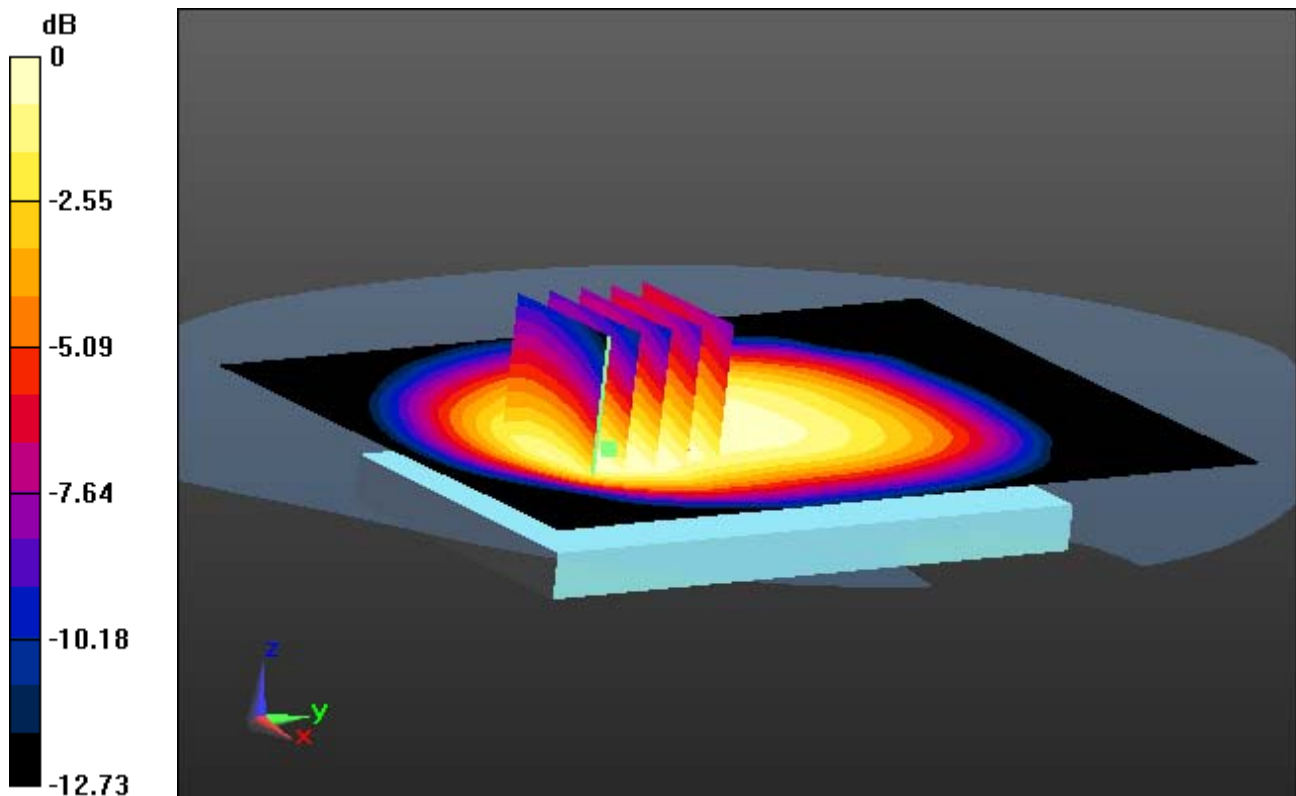
Area Scan (81x121x1): Measurement grid: dx=15mm, dy=15mm

Zoom Scan (5x5x7)/Cube 0: Measurement grid: dx=8mm, dy=8mm, dz=5mm

Power Drift = 0.11 dB

Peak SAR (extrapolated) = 0.428 mW/g

SAR(1 g) = 0.310 W/kg; SAR(10 g) = 0.230 W/kg



0 dB = 0.366 mW/g

DIGITAL EMC CO., LTD

DUT: LG-E974; Type: Bar

Communication System: GSM 850_10; Frequency: 836.6 MHz; Duty Cycle: 1:4.15
Medium parameters used: $f = 836.6$ MHz; $\sigma = 0.988$ mho/m; $\epsilon_r = 53.168$; $\rho = 1000$ kg/m³

Phantom section: Flat Section

DASY5 Configuration:

Probe: EX3DV4 - SN3866; ConvF(9.03, 9.03, 9.03); Calibrated: 2012-06-20; ; Electronics: DAE4 Sn1335
Phantom: SAM with CRP_20120521; Type: SAM; Serial:1679
Measurement SW: DASY52, Version 52.8 (2); SEMCAD X Version 14.6.6 (6477)

Test Date: 2012-09-01; Ambient Temp: 22.2 Tissue Temp:22.3

1 cm space from Body, Rear, GSM850 GPRS Class 10 Ch. 190, Ant Internal

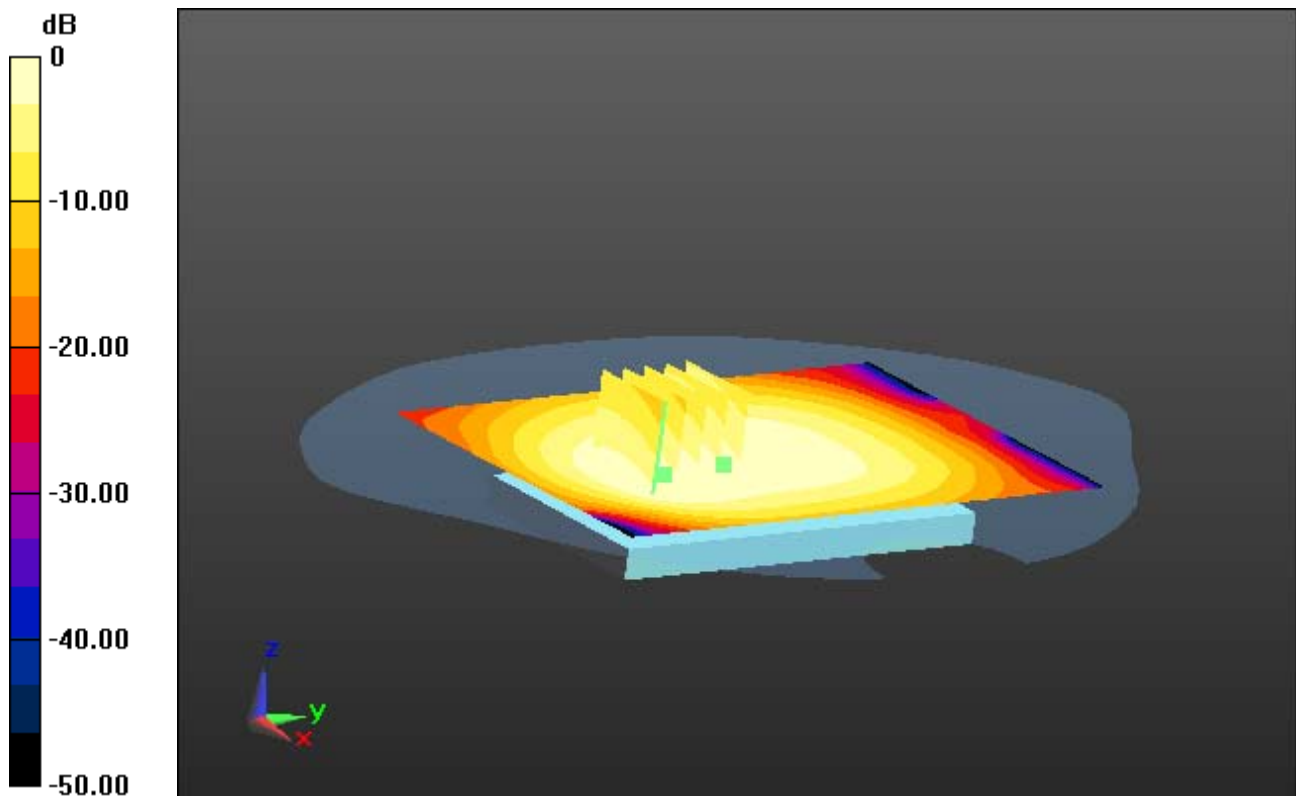
Area Scan (81x121x1): Measurement grid: dx=15mm, dy=15mm

Zoom Scan (5x5x7)/Cube 0: Measurement grid: dx=8mm, dy=8mm, dz=5mm

Power Drift = 0.06 dB

Peak SAR (extrapolated) = 0.607 mW/g

SAR(1 g) = 0.436 W/kg; SAR(10 g) = 0.321 W/kg



0 dB = 0.519 mW/g

DIGITAL EMC CO., LTD

DUT: LG-E974; Type: Bar

Communication System: GSM 850_10; Frequency: 836.6 MHz; Duty Cycle: 1:4.15
Medium parameters used: $f = 836.6$ MHz; $\sigma = 0.988$ mho/m; $\epsilon_r = 53.168$; $\rho = 1000$ kg/m³

Phantom section: Flat Section

DASY5 Configuration:

Probe: EX3DV4 - SN3866; ConvF(9.03, 9.03, 9.03); Calibrated: 2012-06-20; ; Electronics: DAE4 Sn1335
Phantom: SAM with CRP_20120521; Type: SAM; Serial:1679
Measurement SW: DASY52, Version 52.8 (2); SEMCAD X Version 14.6.6 (6477)

Test Date: 2012-09-01; Ambient Temp: 22.2 Tissue Temp:22.3

1 cm space from Body, Rear, GSM850 GPRS Class 10 Ch. 190, Ant Internal

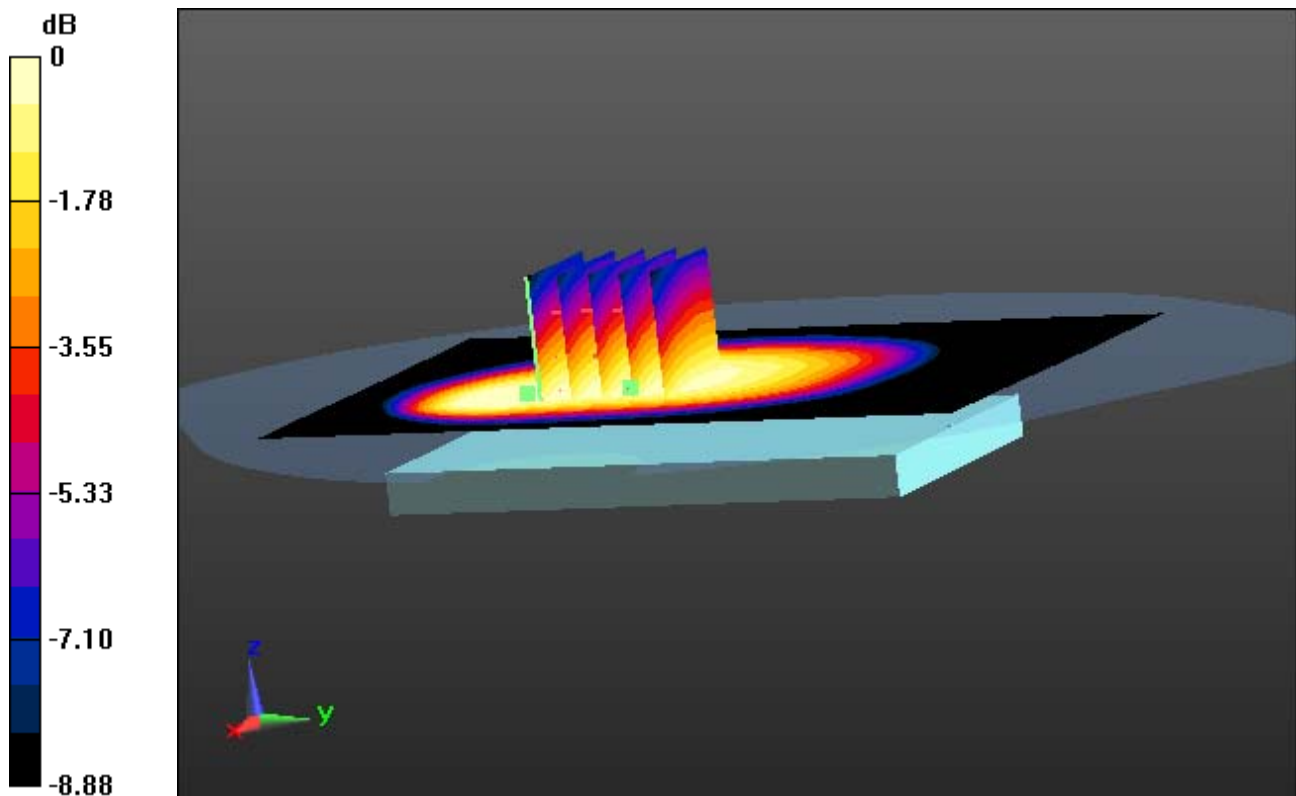
Area Scan (81x121x1): Measurement grid: dx=15mm, dy=15mm

Zoom Scan (5x5x7)/Cube 1: Measurement grid: dx=8mm, dy=8mm, dz=5mm

Power Drift = 0.06 dB

Peak SAR (extrapolated) = 0.716 mW/g

SAR(1 g) = 0.444 W/kg; SAR(10 g) = 0.334 W/kg



0 dB = 0.513 mW/g

DIGITAL EMC CO., LTD

DUT: LG-E974; Type: Bar

Communication System: GSM 850_11; Frequency: 836.6 MHz; Duty Cycle: 1:2.77
Medium parameters used: $f = 836.6$ MHz; $\sigma = 0.988$ mho/m; $\epsilon_r = 53.168$; $\rho = 1000$ kg/m³

Phantom section: Flat Section

DASY5 Configuration:

Probe: EX3DV4 - SN3866; ConvF(9.03, 9.03, 9.03); Calibrated: 2012-06-20; ; Electronics: DAE4 Sn1335
Phantom: SAM with CRP_20120521; Type: SAM; Serial:1679
Measurement SW: DASY52, Version 52.8 (2); SEMCAD X Version 14.6.6 (6477)

Test Date: 2012-09-01; Ambient Temp: 22.2 Tissue Temp:22.3

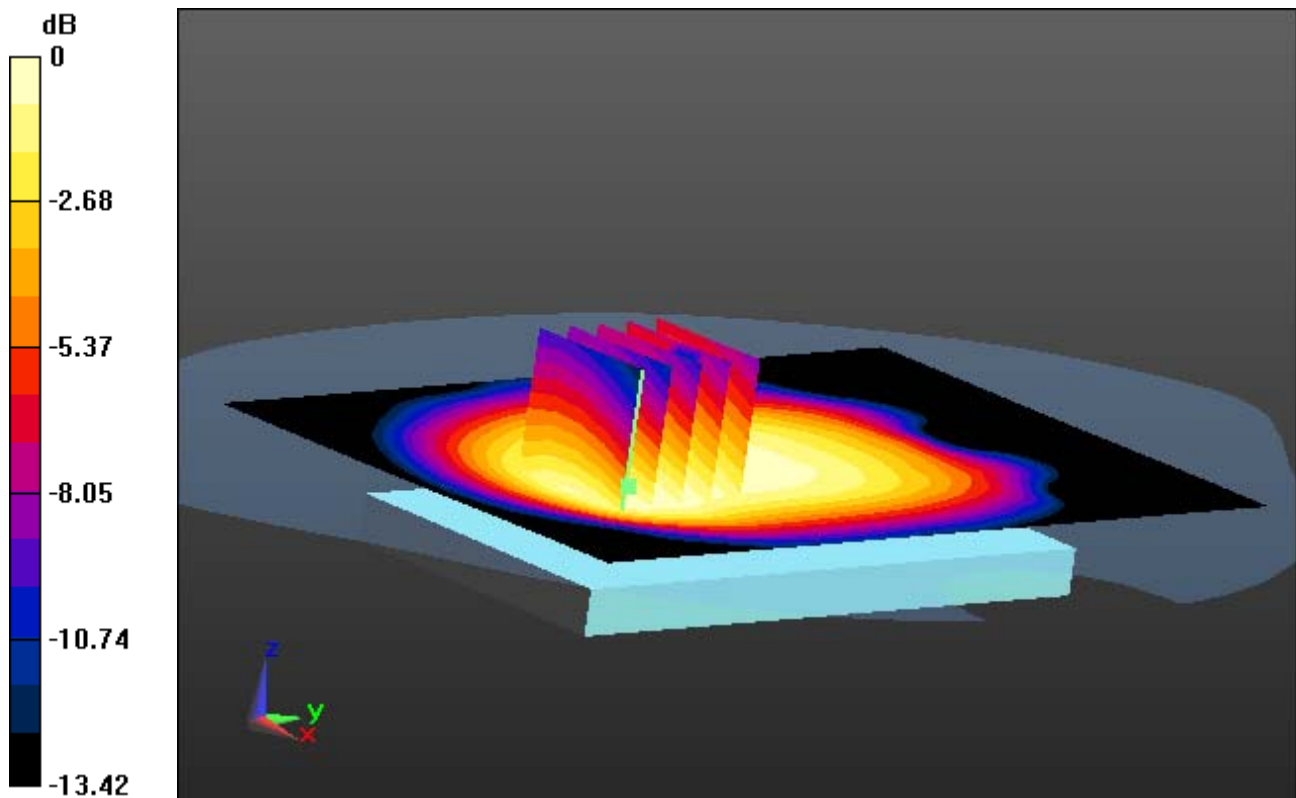
1 cm space from Body, Rear, GSM850 GPRS Class 11 Ch. 190, Ant Internal

Area Zoom Scan (5x5x7)/Cube 0: Measurement grid: dx=8mm, dy=8mm, dz=5mm

Power Drift = 0.11 dB

Peak SAR (extrapolated) = 0.577 mW/g

SAR(1 g) = 0.419 W/kg; SAR(10 g) = 0.312 W/kg



0 dB = 0.499 mW/g

DIGITAL EMC CO., LTD

DUT: LG-E974; Type: Bar

Communication System: GSM 850_12; Frequency: 836.6 MHz; Duty Cycle: 1:2.075
Medium parameters used: $f = 836.6$ MHz; $\sigma = 0.988$ mho/m; $\epsilon_r = 53.168$; $\rho = 1000$ kg/m³

Phantom section: Flat Section

DASY5 Configuration:

Probe: EX3DV4 - SN3866; ConvF(9.03, 9.03, 9.03); Calibrated: 2012-06-20; ; Electronics: DAE4 Sn1335

Phantom: SAM with CRP_20120521; Type: SAM; Serial:1679

Measurement SW: DASY52, Version 52.8 (2); SEMCAD X Version 14.6.6 (6477)

Test Date: 2012-09-01; Ambient Temp: 22.2 Tissue Temp:22.3

1 cm space from Body, Rear, GSM850 GPRS Class 12 Ch. 190, Ant Internal

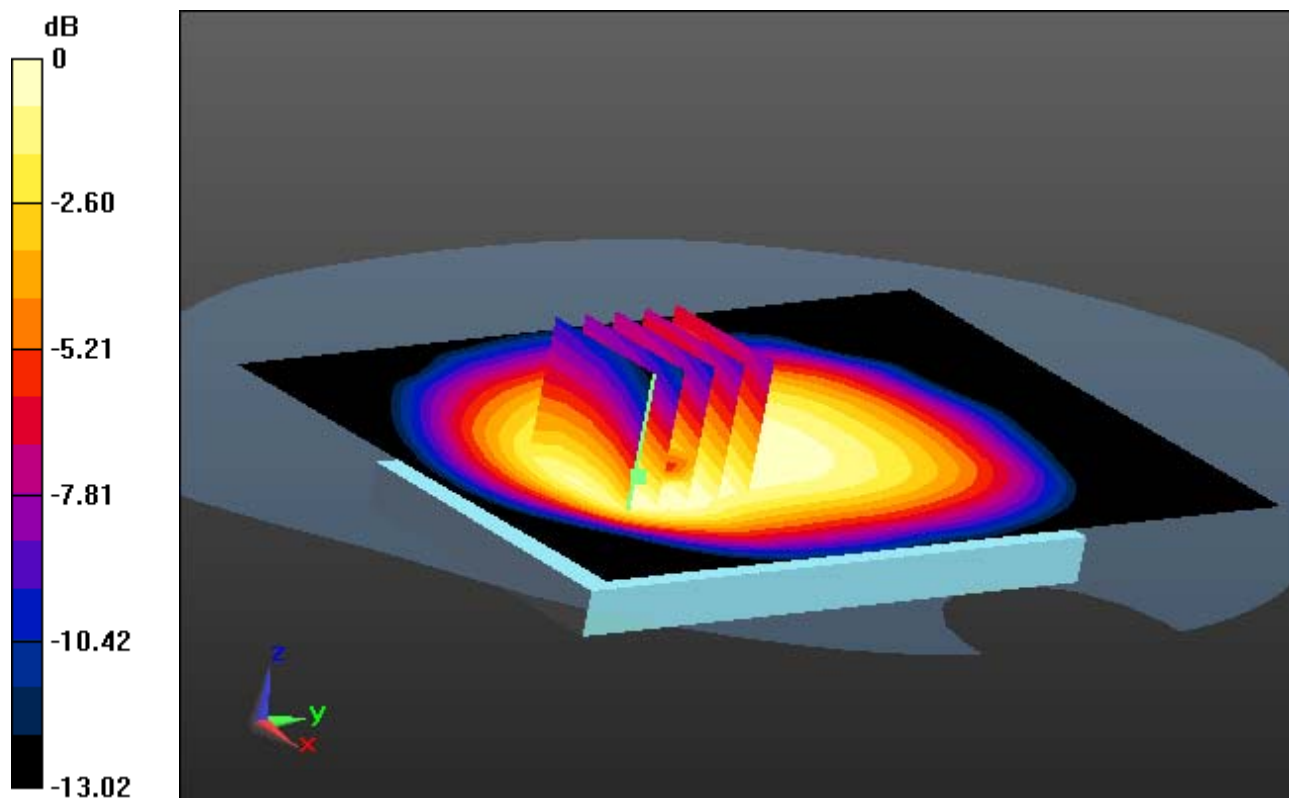
Area Scan (81x121x1): Measurement grid: dx=15mm, dy=15mm

Zoom Scan (5x5x7)/Cube 0: Measurement grid: dx=8mm, dy=8mm, dz=5mm

Power Drift = -0.01 dB

Peak SAR (extrapolated) = 0.581 mW/g

SAR(1 g) = 0.270 W/kg; SAR(10 g) = 0.199 W/kg



0 dB = 0.319 mW/g

DIGITAL EMC CO., LTD

DUT: LG-E974; Type: Bar

Communication System: GSM 850_10; Frequency: 836.6 MHz; Duty Cycle: 1:4.15
Medium parameters used: $f = 836.6$ MHz; $\sigma = 0.988$ mho/m; $\epsilon_r = 53.168$; $\rho = 1000$ kg/m³

Phantom section: Flat Section

DASY5 Configuration:

Probe: EX3DV4 - SN3866; ConvF(9.03, 9.03, 9.03); Calibrated: 2012-06-20; ; Electronics: DAE4 Sn1335
Phantom: SAM with CRP_20120521; Type: SAM; Serial:1679
Measurement SW: DASY52, Version 52.8 (2); SEMCAD X Version 14.6.6 (6477)

Test Date: 2012-09-01; Ambient Temp: 22.2 Tissue Temp:22.3

1 cm space from Body, Left, GSM850 GPRS Class 10 Ch. 190, Ant Internal

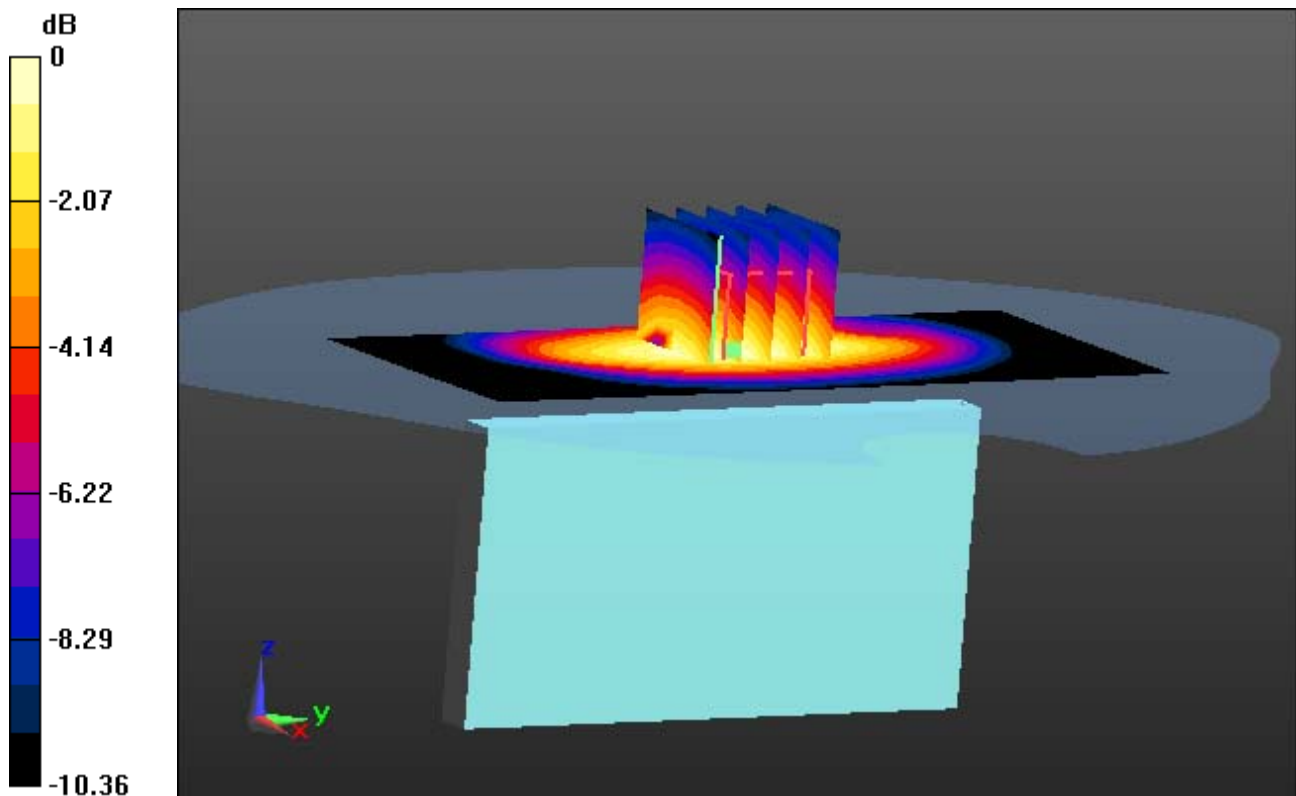
Area Scan (51x121x1): Measurement grid: dx=15mm, dy=15mm

Zoom Scan (5x5x7)/Cube 0: Measurement grid: dx=8mm, dy=8mm, dz=5mm

Power Drift = 0.14 dB

Peak SAR (extrapolated) = 0.556 mW/g

SAR(1 g) = 0.386 W/kg; SAR(10 g) = 0.263 W/kg



0 dB = 0.467 mW/g

DIGITAL EMC CO., LTD

DUT: LG-E974; Type: Bar

Communication System: PCS1900_Class 11; Frequency: 1880 MHz; Duty Cycle: 1:2.77

Medium parameters used: $f = 1880$ MHz; $\sigma = 1.51$ mho/m; $\epsilon_r = 52.83$; $\rho = 1000$ kg/m³

Phantom section: Flat Section

DASY5 Configuration:

Probe: EX3DV4 - SN3866; ConvF(7.34, 7.34, 7.34); Calibrated: 2012-06-20; ; Electronics: DAE4 Sn1335

Phantom: SAM with CRP_20120521; Type: SAM; Serial:1679

Measurement SW: DASY52, Version 52.8 (2); SEMCAD X Version 14.6.6 (6477)

Test Date: 2012-09-02; Ambient Temp: 22.1 Tissue Temp:22.2

1 cm space from Body, Bottom, PCS1900 GPRS Class 11 Ch. 661, Ant Internal

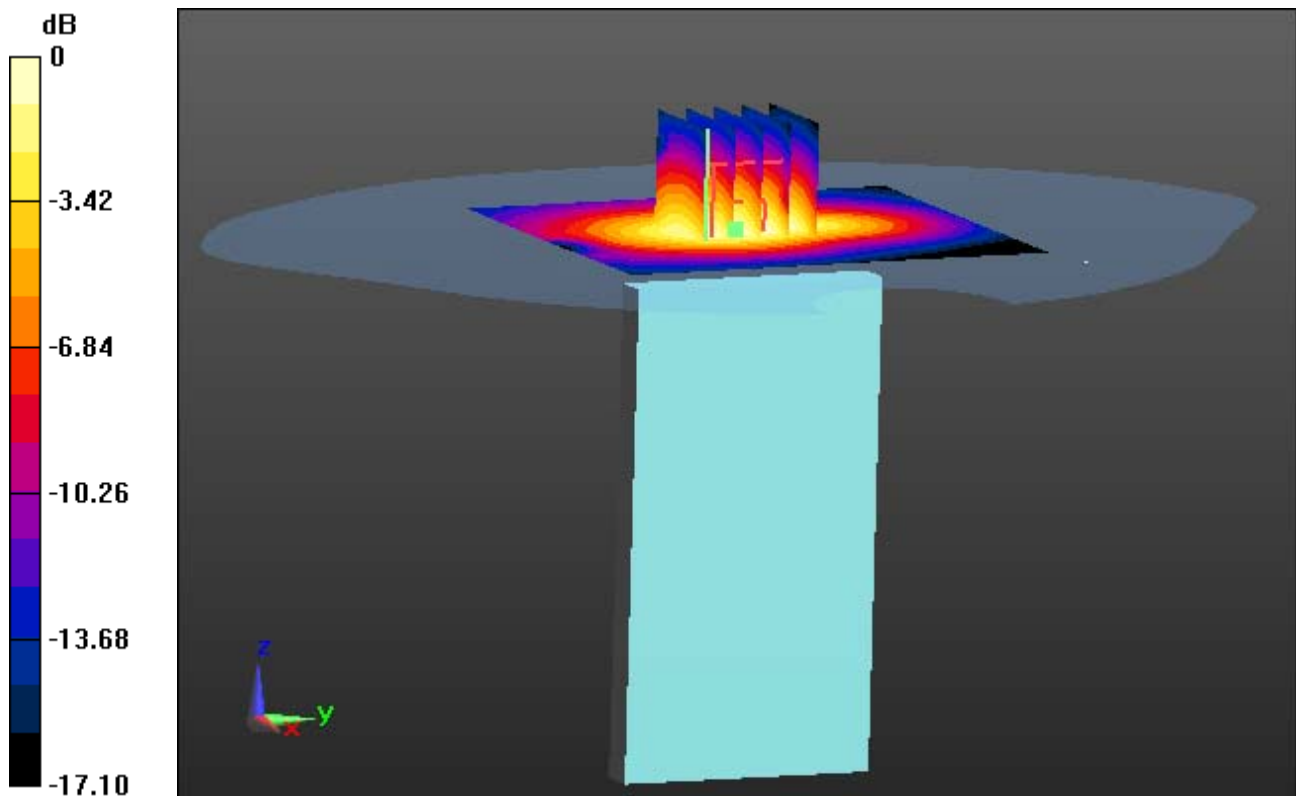
Area Scan (71x81x1): Measurement grid: dx=15mm, dy=15mm

Zoom Scan (5x5x7)/Cube 0: Measurement grid: dx=8mm, dy=8mm, dz=5mm

Power Drift = -0.06 dB

Peak SAR (extrapolated) = 1.364 mW/g

SAR(1 g) = 0.795 W/kg; SAR(10 g) = 0.456 W/kg



0 dB = 1.08 mW/g

DIGITAL EMC CO., LTD

DUT: LG-E974; Type: Bar

Communication System: PCS1900_Class 11; Frequency: 1850.2 MHz; Duty Cycle: 1:2.77
Medium parameters used: $f = 1850.2$ MHz; $\sigma = 1.473$ mho/m; $\epsilon_r = 52.881$; $\rho = 1000$ kg/m³

Phantom section: Flat Section

DASY5 Configuration:

Probe: EX3DV4 - SN3866; ConvF(7.34, 7.34, 7.34); Calibrated: 2012-06-20; ; Electronics: DAE4 Sn1335
Phantom: SAM with CRP_20120521; Type: SAM; Serial:1679
Measurement SW: DASY52, Version 52.8 (2); SEMCAD X Version 14.6.6 (6477)

Test Date: 2012-09-02; Ambient Temp: 22.1 Tissue Temp:22.2

1 cm space from Body, Front, PCS1900 GPRS Class 11 Ch. 512, Ant Internal

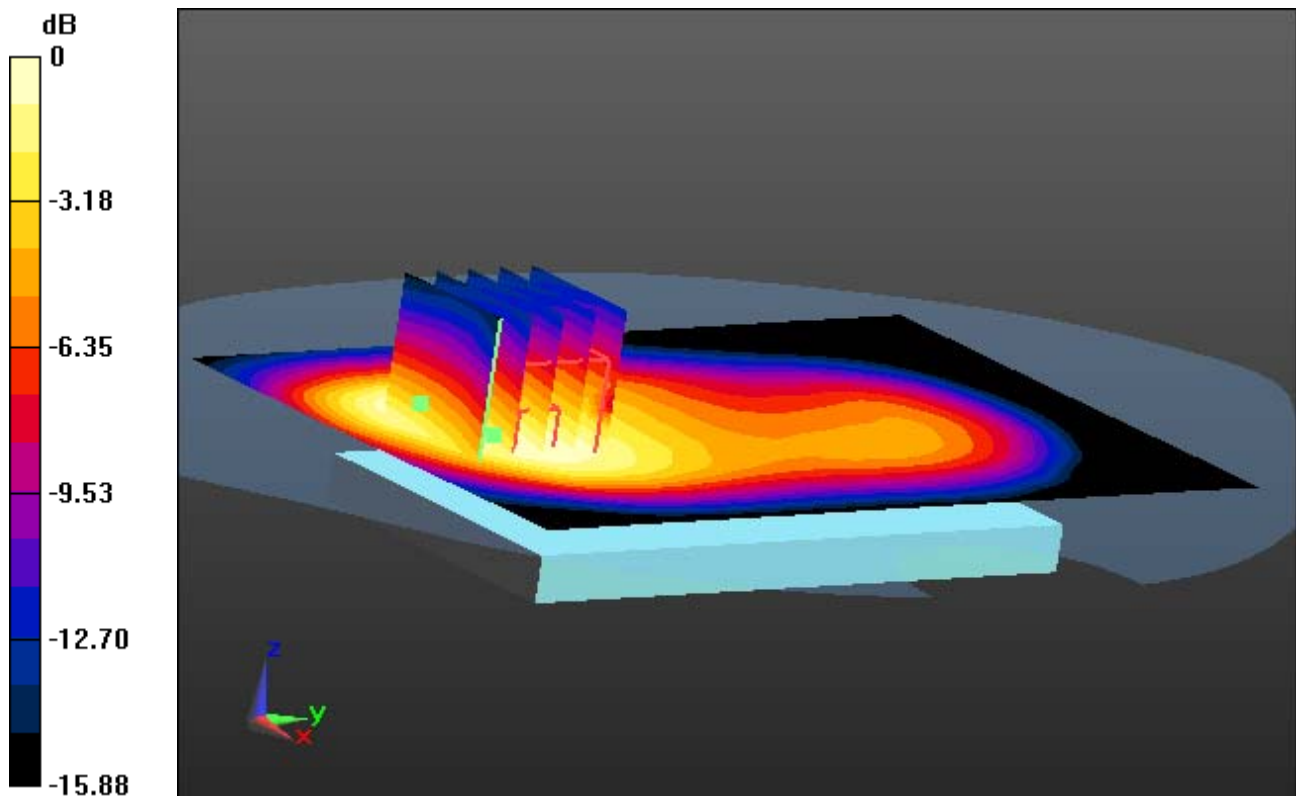
Area Scan (81x121x1): Measurement grid: dx=15mm, dy=15mm

Zoom Scan (5x5x7)/Cube 0: Measurement grid: dx=8mm, dy=8mm, dz=5mm

Power Drift = 0.07 dB

Peak SAR (extrapolated) = 1.121 mW/g

SAR(1 g) = 0.701 W/kg; SAR(10 g) = 0.435 W/kg



0 dB = 0.908 mW/g

DIGITAL EMC CO., LTD

DUT: LG-E974; Type: Bar

Communication System: PCS1900_Class 11; Frequency: 1850.2 MHz; Duty Cycle: 1:2.77

Medium parameters used: $f = 1850.2$ MHz; $\sigma = 1.473$ mho/m; $\epsilon_r = 52.881$; $\rho = 1000$ kg/m³

Phantom section: Flat Section

DASY5 Configuration:

Probe: EX3DV4 - SN3866; ConvF(7.34, 7.34, 7.34); Calibrated: 2012-06-20; ; Electronics: DAE4 Sn1335

Phantom: SAM with CRP_20120521; Type: SAM; Serial:1679

Measurement SW: DASY52, Version 52.8 (2); SEMCAD X Version 14.6.6 (6477)

Test Date: 2012-09-02; Ambient Temp: 22.1 Tissue Temp:22.2

1 cm space from Body, Front, PCS1900 GPRS Class 11 Ch. 512, Ant Internal

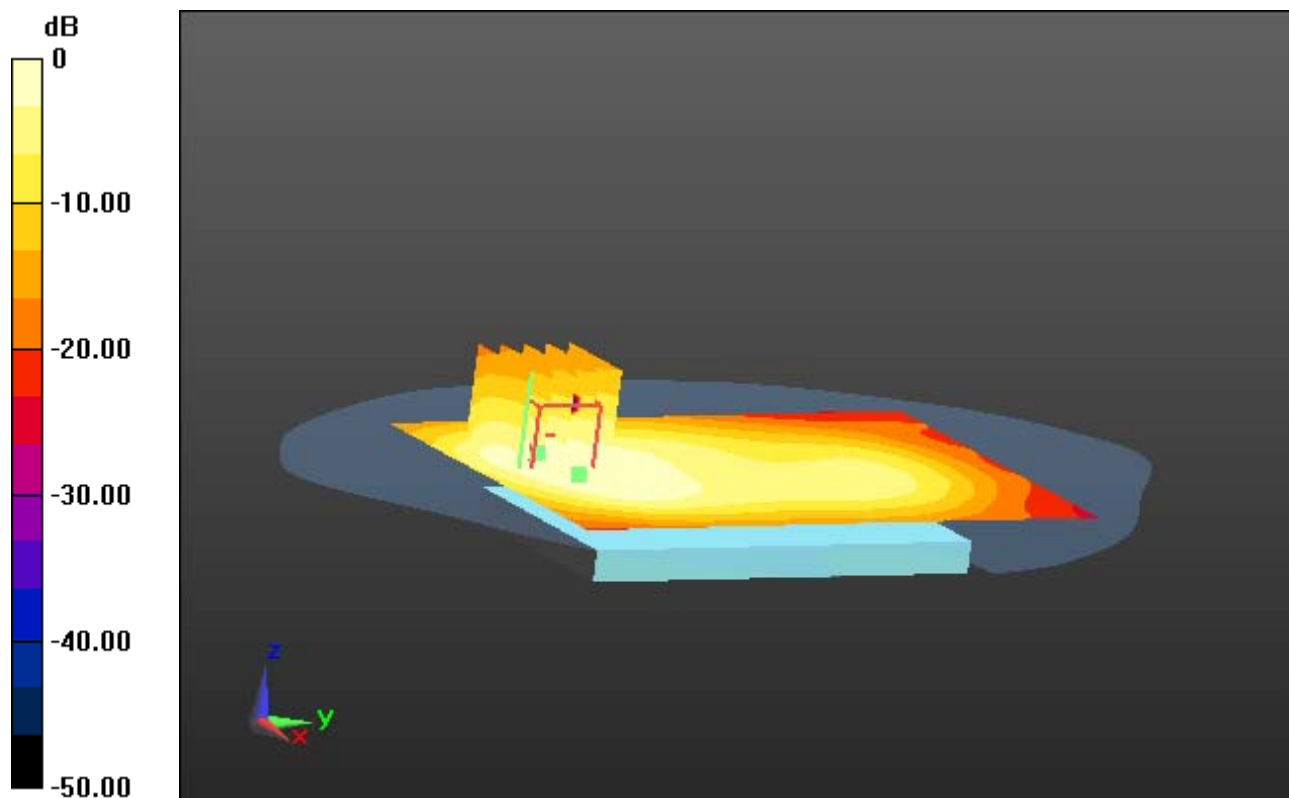
Area Scan (81x121x1): Measurement grid: dx=15mm, dy=15mm

Zoom Scan (5x5x7)/Cube 1: Measurement grid: dx=8mm, dy=8mm, dz=5mm

Power Drift = 0.07 dB

Peak SAR (extrapolated) = 1.195 mW/g

SAR(1 g) = 0.659 W/kg; SAR(10 g) = 0.385 W/kg



0 dB = 0.905 mW/g

DIGITAL EMC CO., LTD

DUT: LG-E974; Type: Bar

Communication System: PCS1900_Class 11; Frequency: 1880 MHz; Duty Cycle: 1:2.77

Medium parameters used: $f = 1880$ MHz; $\sigma = 1.51$ mho/m; $\epsilon_r = 52.83$; $\rho = 1000$ kg/m³

Phantom section: Flat Section

DASY5 Configuration:

Probe: EX3DV4 - SN3866; ConvF(7.34, 7.34, 7.34); Calibrated: 2012-06-20; ; Electronics: DAE4 Sn1335

Phantom: SAM with CRP_20120521; Type: SAM; Serial:1679

Measurement SW: DASY52, Version 52.8 (2); SEMCAD X Version 14.6.6 (6477)

Test Date: 2012-09-02; Ambient Temp: 22.1 Tissue Temp:22.2

1 cm space from Body, Front, PCS1900 GPRS Class 11 Ch. 661, Ant Internal

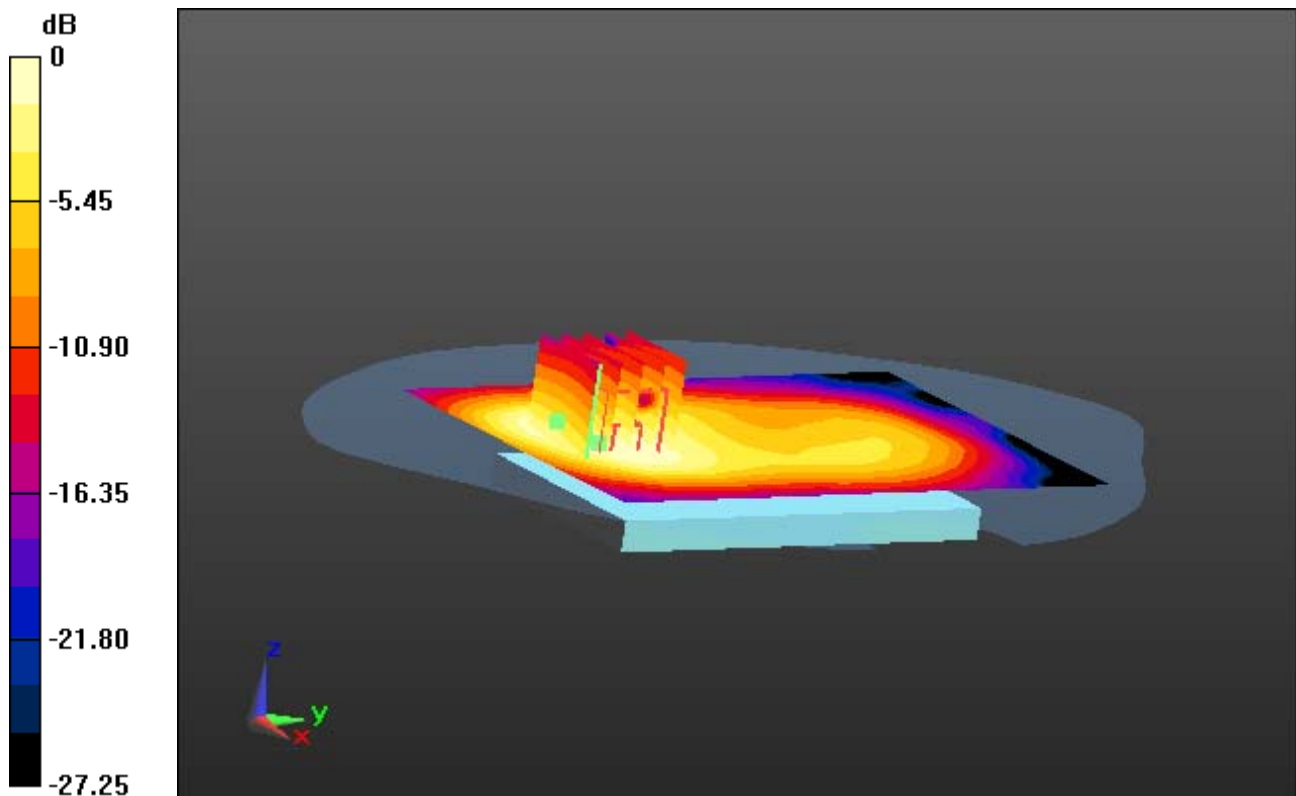
Area Scan (81x121x1): Measurement grid: dx=15mm, dy=15mm

Zoom Scan (5x5x7)/Cube 0: Measurement grid: dx=8mm, dy=8mm, dz=5mm

Power Drift = -0.16 dB

Peak SAR (extrapolated) = 1.285 mW/g

SAR(1 g) = 0.802 W/kg; SAR(10 g) = 0.475 W/kg



0 dB = 1.03 mW/g

DIGITAL EMC CO., LTD

DUT: LG-E974; Type: Bar

Communication System: PCS1900_Class 11; Frequency: 1880 MHz; Duty Cycle: 1:2.77

Medium parameters used: $f = 1880$ MHz; $\sigma = 1.51$ mho/m; $\epsilon_r = 52.83$; $\rho = 1000$ kg/m³

Phantom section: Flat Section

DASY5 Configuration:

Probe: EX3DV4 - SN3866; ConvF(7.34, 7.34, 7.34); Calibrated: 2012-06-20; ; Electronics: DAE4 Sn1335

Phantom: SAM with CRP_20120521; Type: SAM; Serial:1679

Measurement SW: DASY52, Version 52.8 (2); SEMCAD X Version 14.6.6 (6477)

Test Date: 2012-09-02; Ambient Temp: 22.1 Tissue Temp:22.2

1 cm space from Body, Front, PCS1900 GPRS Class 11 Ch. 661, Ant Internal

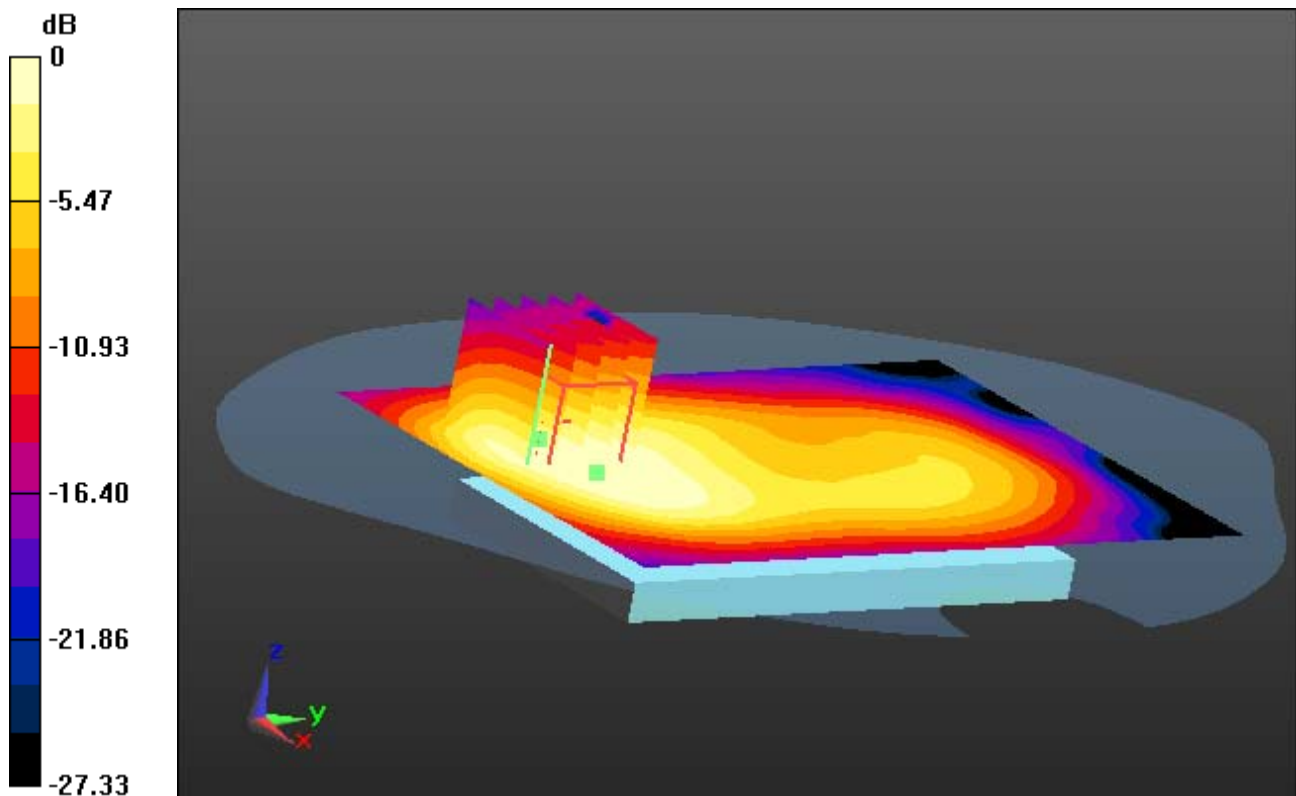
Area Scan (81x121x1): Measurement grid: dx=15mm, dy=15mm

Zoom Scan (5x5x7)/Cube 1: Measurement grid: dx=8mm, dy=8mm, dz=5mm

Power Drift = -0.16 dB

Peak SAR (extrapolated) = 1.305 mW/g

SAR(1 g) = 0.726 W/kg; SAR(10 g) = 0.436 W/kg



0 dB = 0.982 mW/g

DIGITAL EMC CO., LTD

DUT: LG-E974; Type: Bar

Communication System: PCS1900_Class 11; Frequency: 1909.8 MHz; Duty Cycle: 1:2.77
Medium parameters used: $f = 1909.8$ MHz; $\sigma = 1.535$ mho/m; $\epsilon_r = 52.785$; $\rho = 1000$ kg/m³

Phantom section: Flat Section

DASY5 Configuration:

Probe: EX3DV4 - SN3866; ConvF(7.34, 7.34, 7.34); Calibrated: 2012-06-20; ; Electronics: DAE4 Sn1335
Phantom: SAM with CRP_20120521; Type: SAM; Serial:1679
Measurement SW: DASY52, Version 52.8 (2); SEMCAD X Version 14.6.6 (6477)

Test Date: 2012-09-02; Ambient Temp: 22.1 Tissue Temp:22.2

1 cm space from Body, Front, PCS1900 GPRS Class 11 Ch. 810, Ant Internal

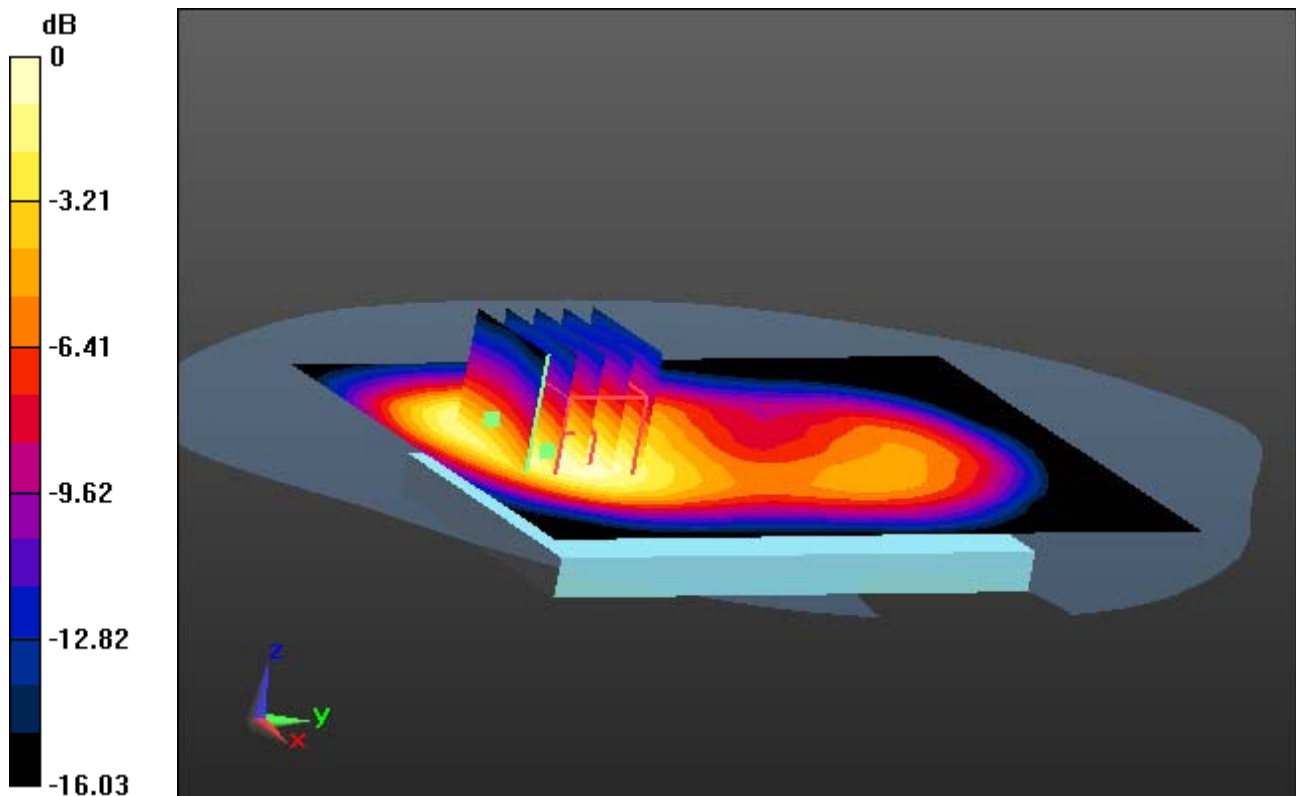
Area Scan (81x121x1): Measurement grid: dx=15mm, dy=15mm

Zoom Scan (5x5x7)/Cube 0: Measurement grid: dx=8mm, dy=8mm, dz=5mm

Power Drift = -0.07 dB

Peak SAR (extrapolated) = 1.553 mW/g

SAR(1 g) = 0.834 W/kg; SAR(10 g) = 0.500 W/kg



0 dB = 1.09 mW/g

DIGITAL EMC CO., LTD

DUT: LG-E974; Type: Bar

Communication System: PCS1900_Class 11; Frequency: 1909.8 MHz; Duty Cycle: 1:2.77
Medium parameters used: $f = 1909.8$ MHz; $\sigma = 1.535$ mho/m; $\epsilon_r = 52.785$; $\rho = 1000$ kg/m³

Phantom section: Flat Section

DASY5 Configuration:

Probe: EX3DV4 - SN3866; ConvF(7.34, 7.34, 7.34); Calibrated: 2012-06-20; ; Electronics: DAE4 Sn1335
Phantom: SAM with CRP_20120521; Type: SAM; Serial:1679
Measurement SW: DASY52, Version 52.8 (2); SEMCAD X Version 14.6.6 (6477)

Test Date: 2012-09-02; Ambient Temp: 22.1 Tissue Temp:22.2

1 cm space from Body, Front, PCS1900 GPRS Class 11 Ch. 810, Ant Internal

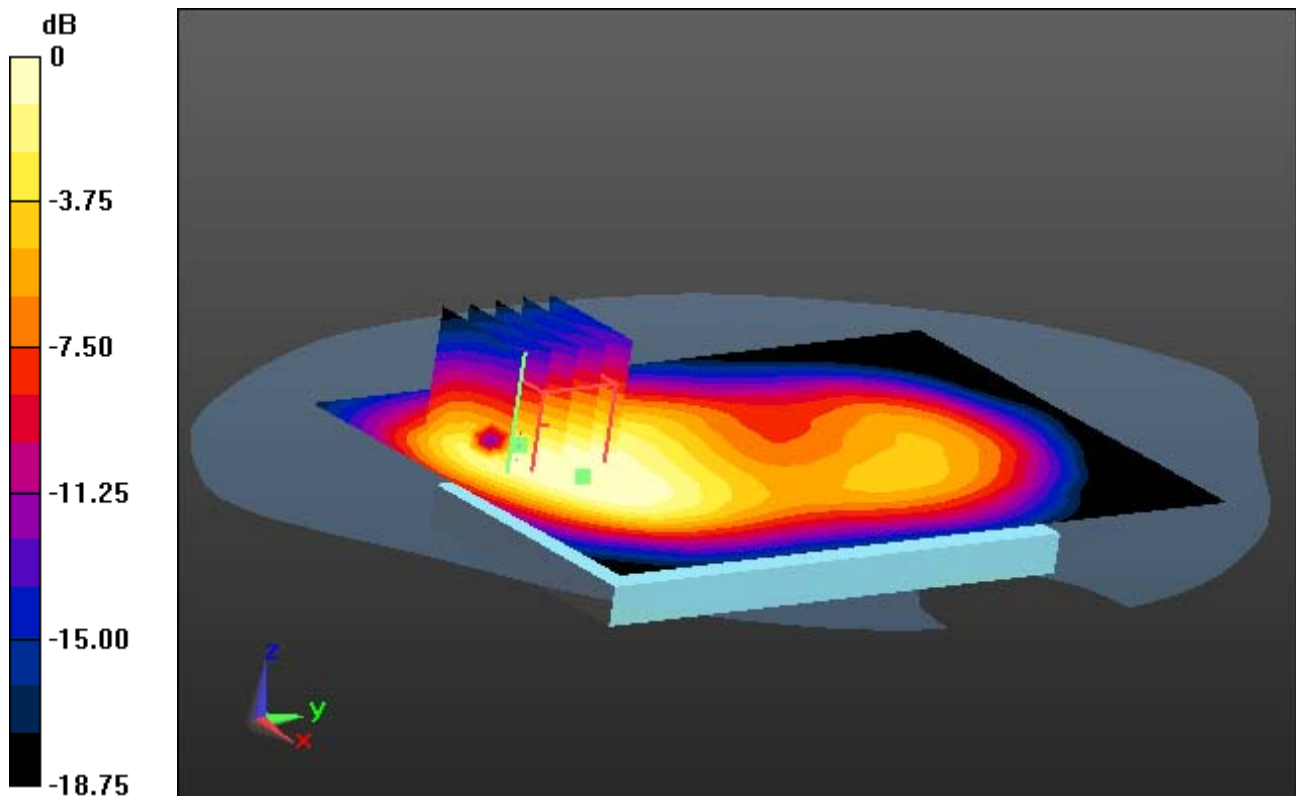
Area Scan (81x121x1): Measurement grid: dx=15mm, dy=15mm

Zoom Scan (5x5x7)/Cube 1: Measurement grid: dx=8mm, dy=8mm, dz=5mm

Power Drift = -0.07 dB

Peak SAR (extrapolated) = 3.300 mW/g

SAR(1 g) = 0.736 W/kg; SAR(10 g) = 0.443 W/kg



0 dB = 1.01 mW/g

DIGITAL EMC CO., LTD

DUT: LG-E974; Type: Bar

Communication System: PCS 1900; Frequency: 1880 MHz; Duty Cycle: 1:8.3
Medium parameters used: $f = 1880$ MHz; $\sigma = 1.51$ mho/m; $\epsilon_r = 52.83$; $\rho = 1000$ kg/m³
Phantom section: Flat Section

DASY5 Configuration:

Probe: EX3DV4 - SN3866; ConvF(7.34, 7.34, 7.34); Calibrated: 2012-06-20; ; Electronics: DAE4 Sn1335
Phantom: SAM with CRP_20120521; Type: SAM; Serial:1679
Measurement SW: DASY52, Version 52.8 (2); SEMCAD X Version 14.6.6 (6477)

Test Date: 2012-09-02; Ambient Temp: 22.1 Tissue Temp:22.2

1 cm space from Body, Rear, PCS1900 Ch. 661, Ant Internal

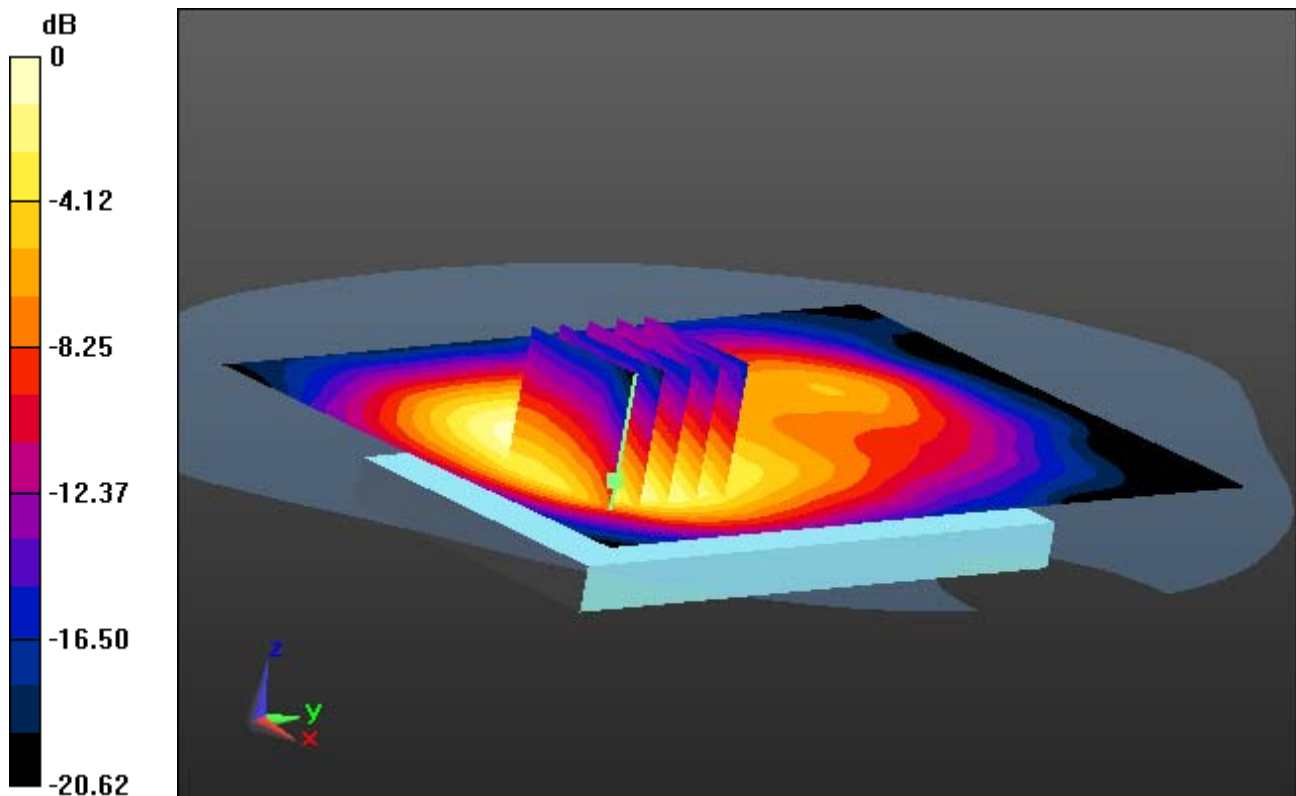
Area Scan (81x121x1): Measurement grid: dx=15mm, dy=15mm

Zoom Scan (5x5x7)/Cube 0: Measurement grid: dx=8mm, dy=8mm, dz=5mm

Power Drift = -0.16 dB

Peak SAR (extrapolated) = 0.749 mW/g

SAR(1 g) = 0.440 W/kg; SAR(10 g) = 0.266 W/kg



0 dB = 0.587 mW/g

DIGITAL EMC CO., LTD

DUT: LG-E974; Type: Bar

Communication System: PCS 1900; Frequency: 1880 MHz; Duty Cycle: 1:8.3
Medium parameters used: $f = 1880$ MHz; $\sigma = 1.51$ mho/m; $\epsilon_r = 52.83$; $\rho = 1000$ kg/m³
Phantom section: Flat Section

DASY5 Configuration:

Probe: EX3DV4 - SN3866; ConvF(7.34, 7.34, 7.34); Calibrated: 2012-06-20; ; Electronics: DAE4 Sn1335
Phantom: SAM with CRP_20120521; Type: SAM; Serial:1679
Measurement SW: DASY52, Version 52.8 (2); SEMCAD X Version 14.6.6 (6477)

Test Date: 2012-09-02; Ambient Temp: 22.1 Tissue Temp:22.2

1 cm space from Body, Rear, PCS1900 GPRS Class 8 Ch. 661, Ant Internal

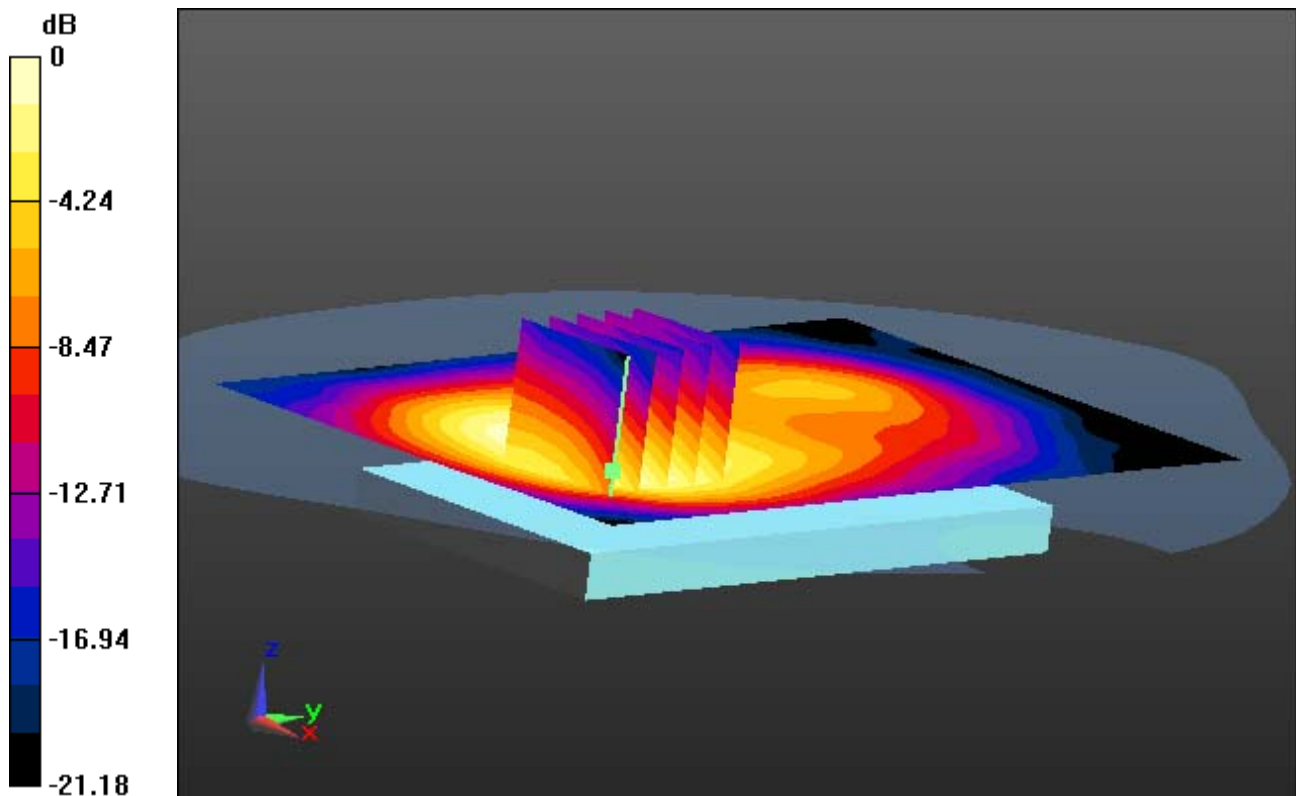
Area Scan (81x121x1): Measurement grid: dx=15mm, dy=15mm

Zoom Scan (5x5x7)/Cube 0: Measurement grid: dx=8mm, dy=8mm, dz=5mm

Power Drift = -0.18 dB

Peak SAR (extrapolated) = 0.712 mW/g

SAR(1 g) = 0.425 W/kg; SAR(10 g) = 0.258 W/kg



0 dB = 0.562 mW/g

DIGITAL EMC CO., LTD

DUT: LG-E974; Type: Bar

Communication System: PCS1900_Class 10; Frequency: 1880 MHz; Duty Cycle: 1:4.15

Medium parameters used: $f = 1880$ MHz; $\sigma = 1.51$ mho/m; $\epsilon_r = 52.83$; $\rho = 1000$ kg/m³

Phantom section: Flat Section

DASY5 Configuration:

Probe: EX3DV4 - SN3866; ConvF(7.34, 7.34, 7.34); Calibrated: 2012-06-20; ; Electronics: DAE4 Sn1335

Phantom: SAM with CRP_20120521; Type: SAM; Serial:1679

Measurement SW: DASY52, Version 52.8 (2); SEMCAD X Version 14.6.6 (6477)

Test Date: 2012-09-02; Ambient Temp: 22.1 Tissue Temp:22.2

1 cm space from Body, Rear, PCS1900 GPRS Class 10 Ch. 661, Ant Internal

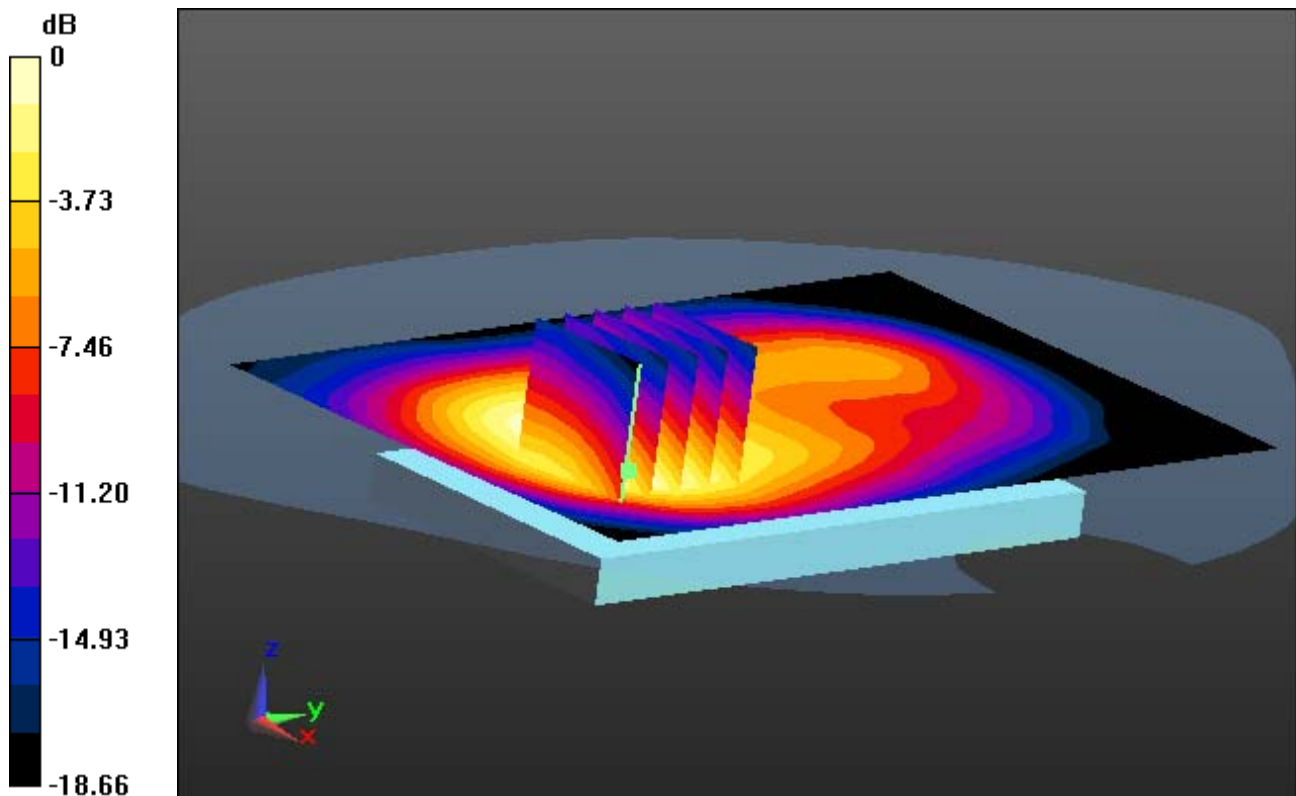
Area Scan (81x121x1): Measurement grid: dx=15mm, dy=15mm

Zoom Scan (5x5x7)/Cube 0: Measurement grid: dx=8mm, dy=8mm, dz=5mm

Power Drift = 0.12 dB

Peak SAR (extrapolated) = 1.122 mW/g

SAR(1 g) = 0.676 W/kg; SAR(10 g) = 0.412 W/kg



0 dB = 0.887 mW/g

DIGITAL EMC CO., LTD

DUT: LG-E974; Type: Bar

Communication System: PCS1900_Class 11; Frequency: 1850.2 MHz; Duty Cycle: 1:2.77
Medium parameters used: $f = 1850.2$ MHz; $\sigma = 1.473$ mho/m; $\epsilon_r = 52.881$; $\rho = 1000$ kg/m³

Phantom section: Flat Section

DASY5 Configuration:

Probe: EX3DV4 - SN3866; ConvF(7.34, 7.34, 7.34); Calibrated: 2012-06-20; ; Electronics: DAE4 Sn1335
Phantom: SAM with CRP_20120521; Type: SAM; Serial:1679
Measurement SW: DASY52, Version 52.8 (2); SEMCAD X Version 14.6.6 (6477)

Test Date: 2012-09-02; Ambient Temp: 22.1 Tissue Temp:22.2

1 cm space from Body, Rear, PCS1900 GPRS Class 11 Ch. 512, Ant Internal

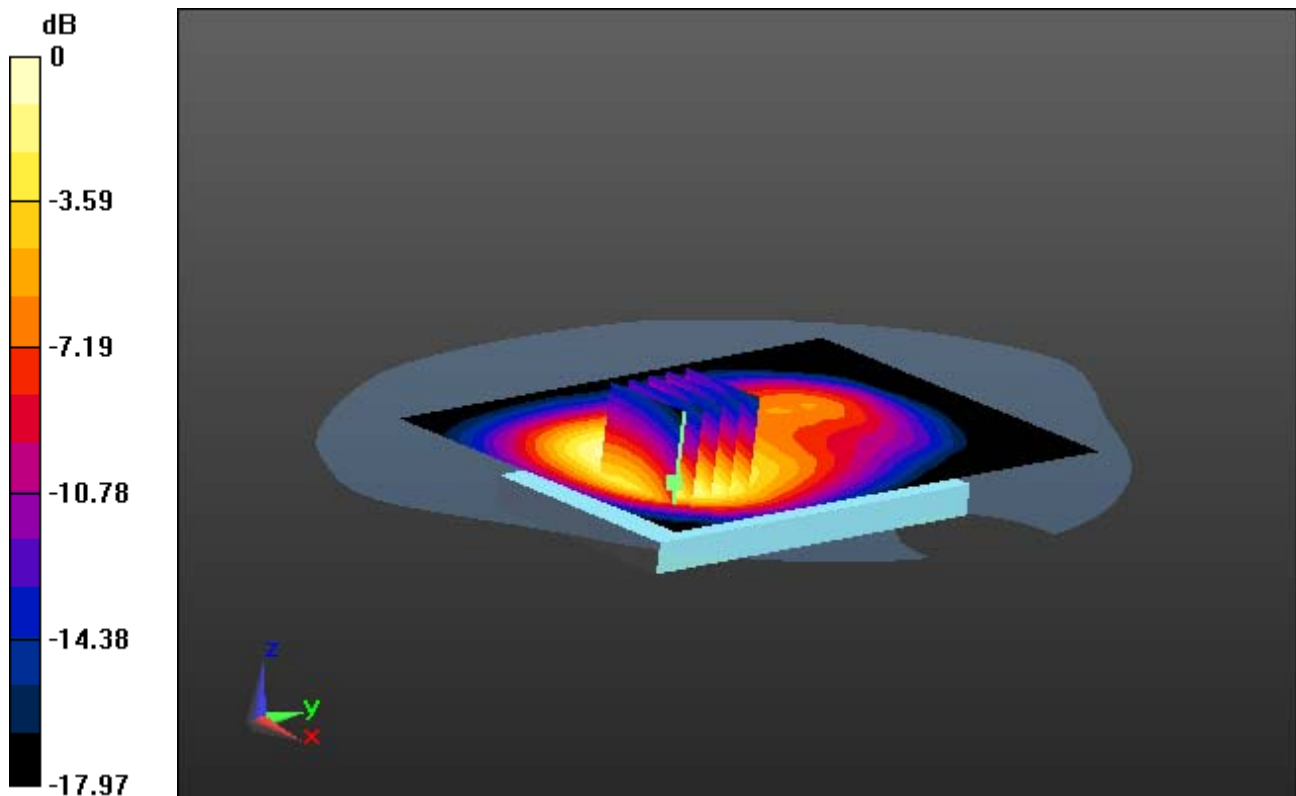
Area Scan (81x121x1): Measurement grid: dx=15mm, dy=15mm

Zoom Scan (5x5x7)/Cube 0: Measurement grid: dx=8mm, dy=8mm, dz=5mm

Power Drift = 0.02 dB

Peak SAR (extrapolated) = 1.615 mW/g

SAR(1 g) = 0.969 W/kg; SAR(10 g) = 0.587 W/kg



0 dB = 1.27 mW/g

DIGITAL EMC CO., LTD

DUT: LG-E974; Type: Bar

Communication System: PCS1900_Class 11; Frequency: 1880 MHz; Duty Cycle: 1:2.77

Medium parameters used: $f = 1880$ MHz; $\sigma = 1.51$ mho/m; $\epsilon_r = 52.83$; $\rho = 1000$ kg/m³

Phantom section: Flat Section

DASY5 Configuration:

Probe: EX3DV4 - SN3866; ConvF(7.34, 7.34, 7.34); Calibrated: 2012-06-20; ; Electronics: DAE4 Sn1335

Phantom: SAM with CRP_20120521; Type: SAM; Serial:1679

Measurement SW: DASY52, Version 52.8 (2); SEMCAD X Version 14.6.6 (6477)

Test Date: 2012-09-02; Ambient Temp: 22.1 Tissue Temp:22.2

1 cm space from Body, Rear, PCS1900 GPRS Class 11 Ch. 661, Ant Internal

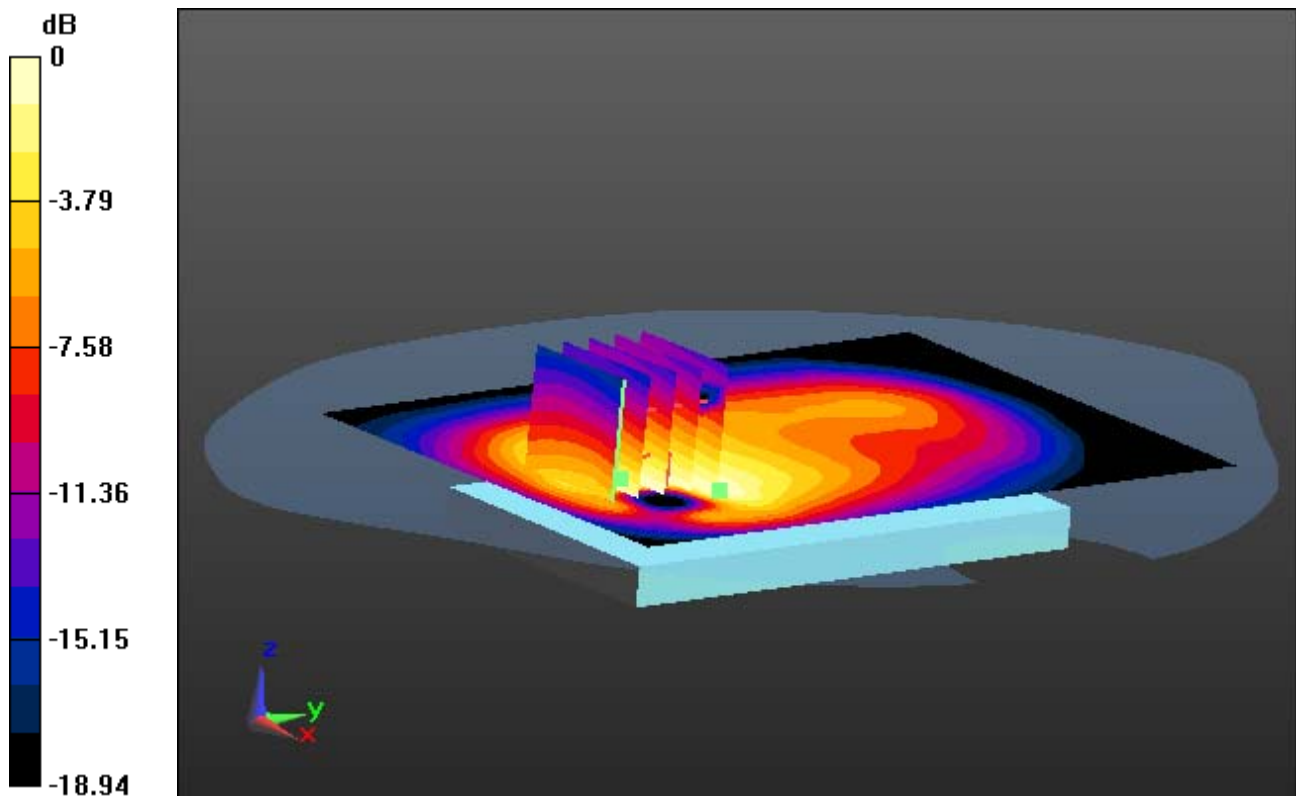
Area Scan (81x121x1): Measurement grid: dx=15mm, dy=15mm

Zoom Scan (5x5x7)/Cube 0: Measurement grid: dx=8mm, dy=8mm, dz=5mm

Power Drift = -0.20 dB

Peak SAR (extrapolated) = 1.731 mW/g

SAR(1 g) = 1.04 W/kg; SAR(10 g) = 0.648 W/kg



0 dB = 1.37 mW/g

DIGITAL EMC CO., LTD

DUT: LG-E974; Type: Bar

Communication System: PCS1900_Class 11; Frequency: 1880 MHz; Duty Cycle: 1:2.77

Medium parameters used: $f = 1880$ MHz; $\sigma = 1.51$ mho/m; $\epsilon_r = 52.83$; $\rho = 1000$ kg/m³

Phantom section: Flat Section

DASY5 Configuration:

Probe: EX3DV4 - SN3866; ConvF(7.34, 7.34, 7.34); Calibrated: 2012-06-20; ; Electronics: DAE4 Sn1335

Phantom: SAM with CRP_20120521; Type: SAM; Serial:1679

Measurement SW: DASY52, Version 52.8 (2); SEMCAD X Version 14.6.6 (6477)

Test Date: 2012-09-02; Ambient Temp: 22.1 Tissue Temp:22.2

1 cm space from Body, Rear, PCS1900 GPRS Class 11 Ch. 661, Ant Internal

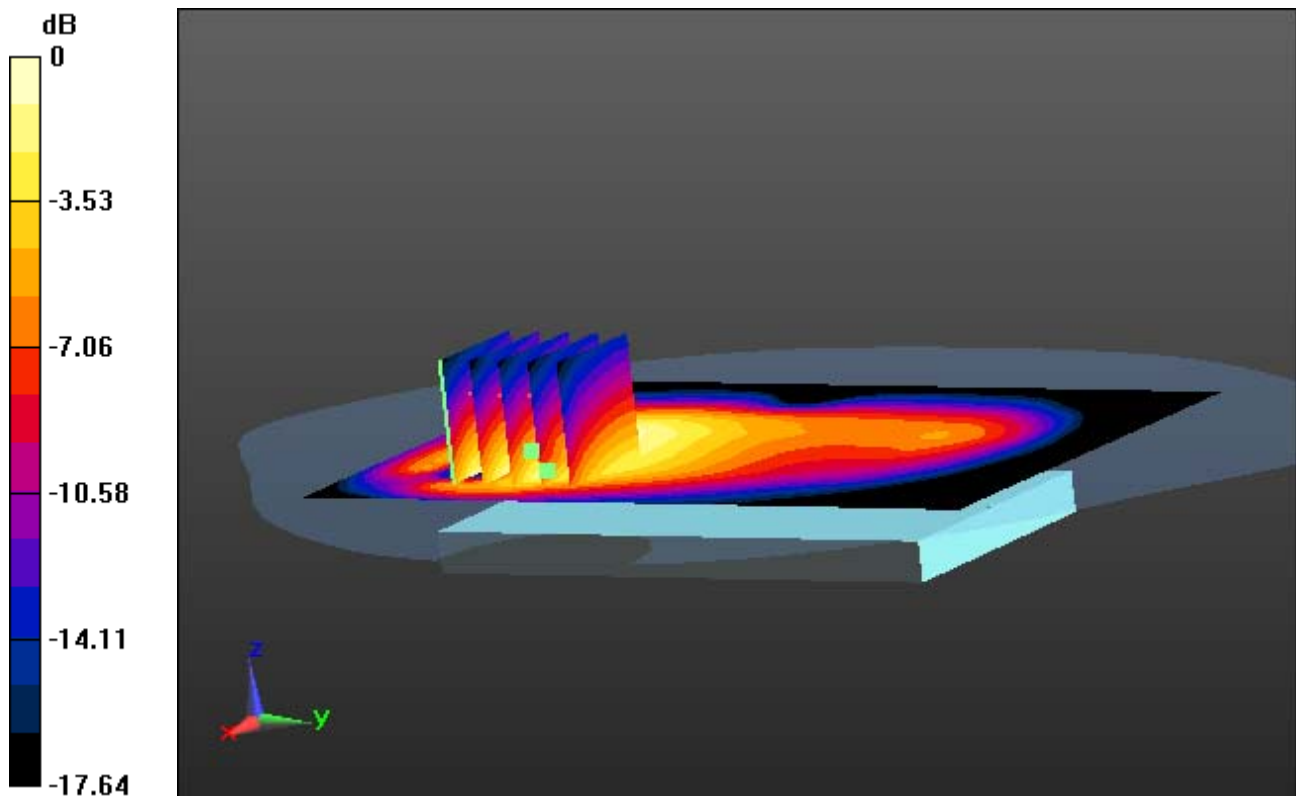
Area Scan (81x121x1): Measurement grid: dx=15mm, dy=15mm

Zoom Scan (5x5x7)/Cube 1: Measurement grid: dx=8mm, dy=8mm, dz=5mm

Power Drift = -0.20 dB

Peak SAR (extrapolated) = 2.282 mW/g

SAR(1 g) = 0.930 W/kg; SAR(10 g) = 0.560 W/kg



0 dB = 1.35 mW/g

DIGITAL EMC CO., LTD

DUT: LG-E974; Type: Bar

Communication System: PCS1900_Class 11; Frequency: 1909.8 MHz; Duty Cycle: 1:2.77
Medium parameters used: $f = 1909.8$ MHz; $\sigma = 1.535$ mho/m; $\epsilon_r = 52.785$; $\rho = 1000$ kg/m³

Phantom section: Flat Section

DASY5 Configuration:

Probe: EX3DV4 - SN3866; ConvF(7.34, 7.34, 7.34); Calibrated: 2012-06-20; ; Electronics: DAE4 Sn1335
Phantom: SAM with CRP_20120521; Type: SAM; Serial:1679
Measurement SW: DASY52, Version 52.8 (2); SEMCAD X Version 14.6.6 (6477)

Test Date: 2012-09-02; Ambient Temp: 22.1 Tissue Temp:22.2

1 cm space from Body, Rear, PCS1900 GPRS Class 11 Ch. 810, Ant Internal

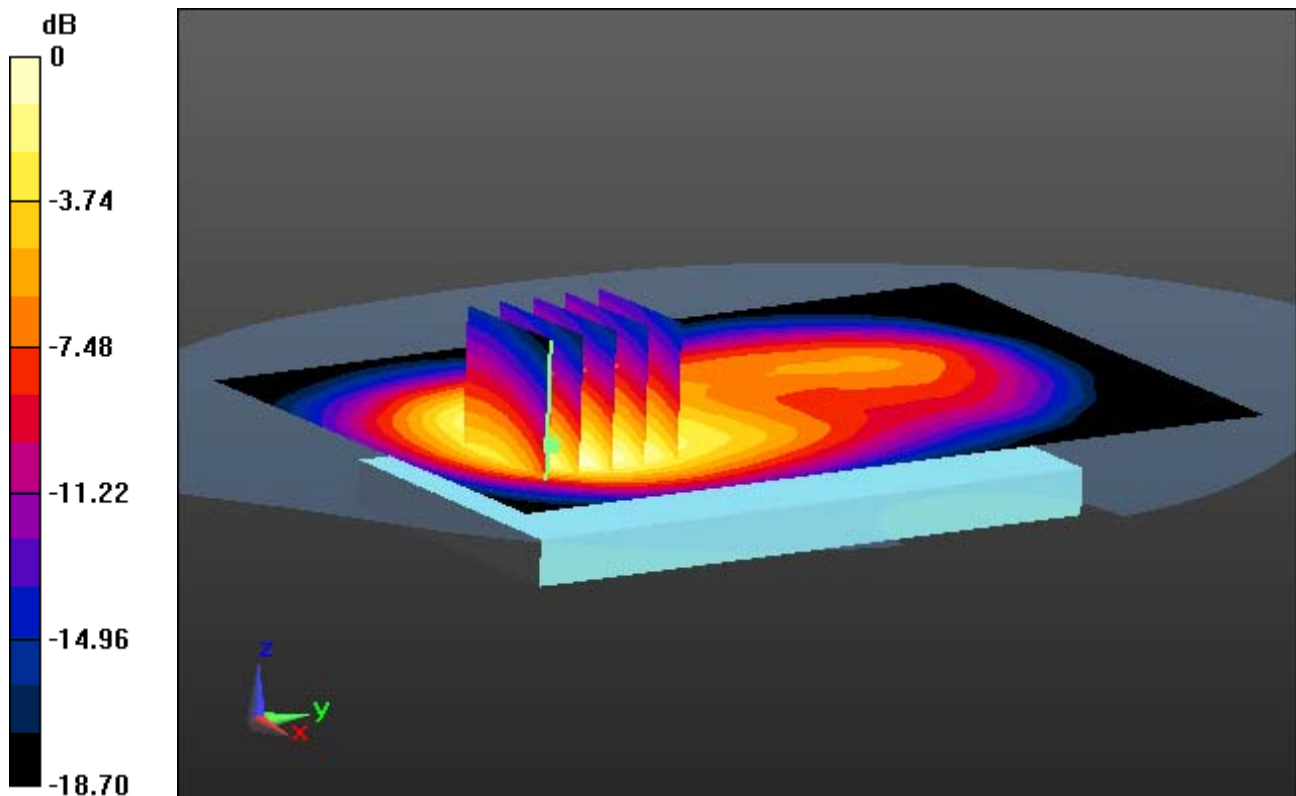
Area Scan (81x121x1): Measurement grid: dx=15mm, dy=15mm

Zoom Scan (5x5x7)/Cube 0: Measurement grid: dx=8mm, dy=8mm, dz=5mm

Power Drift = 0.06 dB

Peak SAR (extrapolated) = 1.797 mW/g

SAR(1 g) = 1.09 W/kg; SAR(10 g) = 0.655 W/kg



0 dB = 1.43 mW/g

DIGITAL EMC CO., LTD

DUT: LG-E974; Type: Bar

Communication System: PCS1900_Class 12; Frequency: 1850.2 MHz; Duty Cycle: 1:2.075

Medium parameters used: $f = 1850.2$ MHz; $\sigma = 1.473$ mho/m; $\epsilon_r = 52.881$; $\rho = 1000$ kg/m³

Phantom section: Flat Section

DASY5 Configuration:

Probe: EX3DV4 - SN3866; ConvF(7.34, 7.34, 7.34); Calibrated: 2012-06-20; ; Electronics: DAE4 Sn1335

Phantom: SAM with CRP_20120521; Type: SAM; Serial:1679

Measurement SW: DASY52, Version 52.8 (2); SEMCAD X Version 14.6.6 (6477)

Test Date: 2012-09-02; Ambient Temp: 22.1 Tissue Temp:22.2

1 cm space from Body, Rear, PCS1900 GPRS Class 12 Ch. 512, Ant Internal

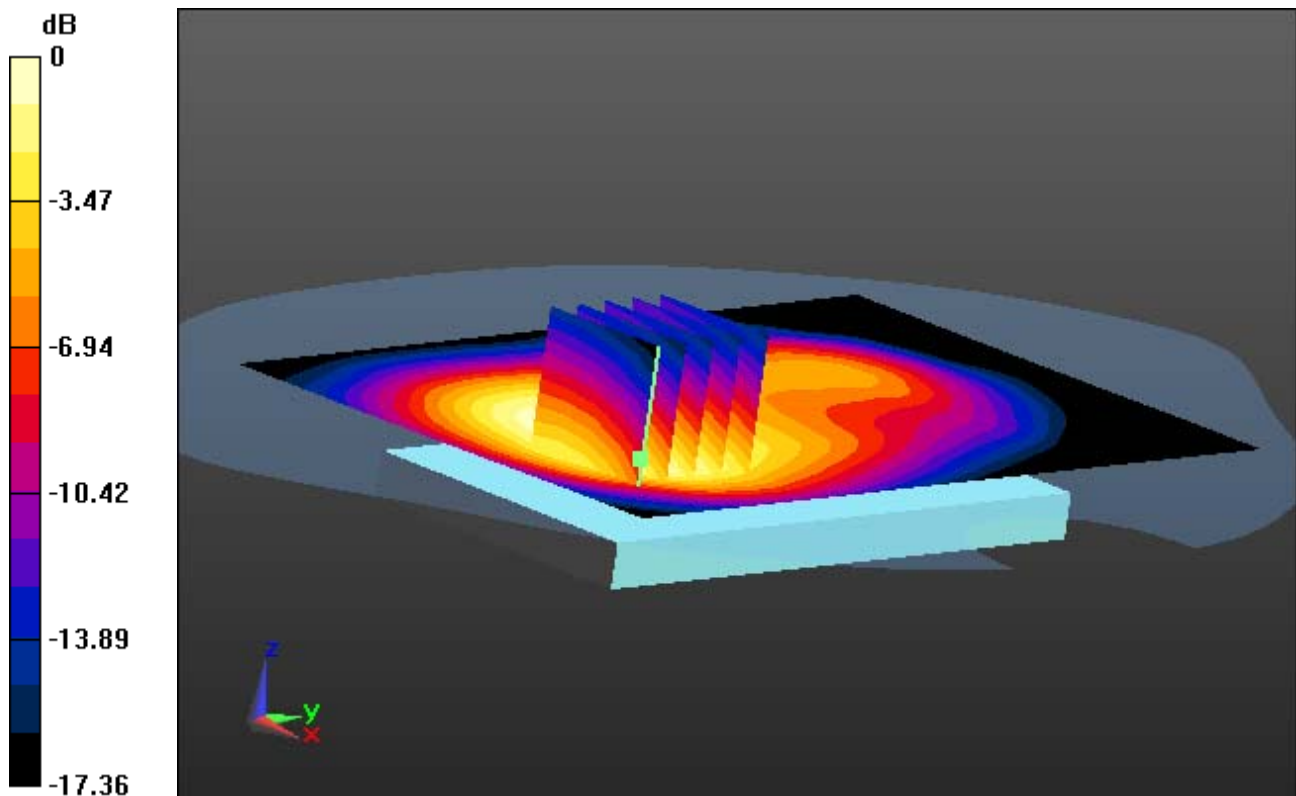
Area Scan (81x121x1): Measurement grid: dx=15mm, dy=15mm

Zoom Scan (5x5x7)/Cube 0: Measurement grid: dx=8mm, dy=8mm, dz=5mm

Power Drift = 0.03 dB

Peak SAR (extrapolated) = 1.432 mW/g

SAR(1 g) = 0.868 W/kg; SAR(10 g) = 0.533 W/kg



0 dB = 1.14 mW/g

DIGITAL EMC CO., LTD

DUT: LG-E974; Type: Bar

Communication System: PCS1900_Class 12; Frequency: 1880 MHz; Duty Cycle: 1:2.075

Medium parameters used: $f = 1880$ MHz; $\sigma = 1.51$ mho/m; $\epsilon_r = 52.83$; $\rho = 1000$ kg/m³

Phantom section: Flat Section

DASY5 Configuration:

Probe: EX3DV4 - SN3866; ConvF(7.34, 7.34, 7.34); Calibrated: 2012-06-20; ; Electronics: DAE4 Sn1335

Phantom: SAM with CRP_20120521; Type: SAM; Serial:1679

Measurement SW: DASY52, Version 52.8 (2); SEMCAD X Version 14.6.6 (6477)

Test Date: 2012-09-02; Ambient Temp: 22.1 Tissue Temp:22.2

1 cm space from Body, Rear, PCS1900 GPRS Class 12 Ch. 661, Ant Internal

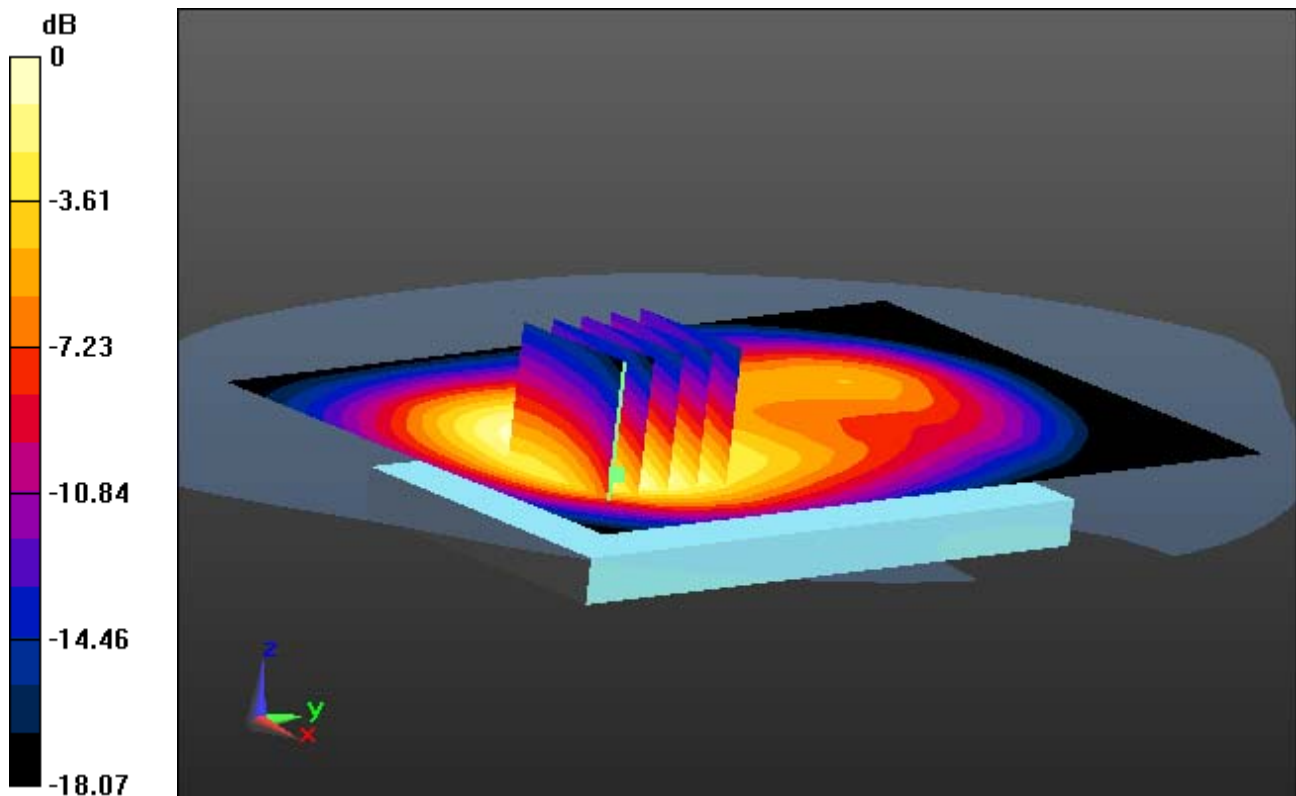
Area Scan (81x121x1): Measurement grid: dx=15mm, dy=15mm

Zoom Scan (5x5x7)/Cube 0: Measurement grid: dx=8mm, dy=8mm, dz=5mm

Power Drift = 0.01 dB

Peak SAR (extrapolated) = 1.529 mW/g

SAR(1 g) = 0.938 W/kg; SAR(10 g) = 0.576 W/kg



0 dB = 1.22 mW/g

DIGITAL EMC CO., LTD

DUT: LG-E974; Type: Bar

Communication System: PCS1900_Class 12; Frequency: 1909.8 MHz; Duty Cycle: 1:2.075

Medium parameters used: $f = 1909.8$ MHz; $\sigma = 1.535$ mho/m; $\epsilon_r = 52.785$; $\rho = 1000$ kg/m³

Phantom section: Flat Section

DASY5 Configuration:

Probe: EX3DV4 - SN3866; ConvF(7.34, 7.34, 7.34); Calibrated: 2012-06-20; ; Electronics: DAE4 Sn1335

Phantom: SAM with CRP_20120521; Type: SAM; Serial:1679

Measurement SW: DASY52, Version 52.8 (2); SEMCAD X Version 14.6.6 (6477)

Test Date: 2012-09-02; Ambient Temp: 22.1 Tissue Temp:22.2

1 cm space from Body, Rear, PCS1900 GPRS Class 12 Ch. 810, Ant Internal

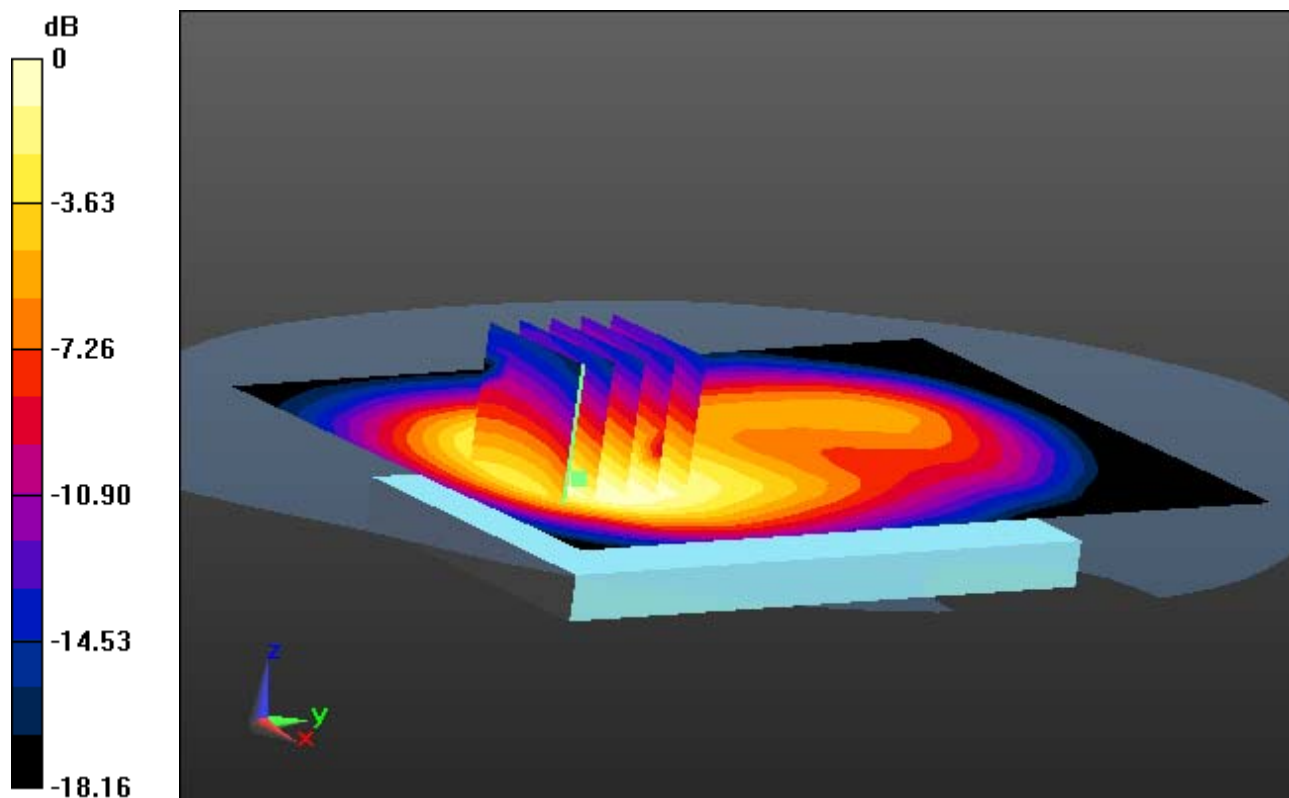
Area Scan (81x121x1): Measurement grid: dx=15mm, dy=15mm

Zoom Scan (5x5x7)/Cube 0: Measurement grid: dx=8mm, dy=8mm, dz=5mm

Power Drift = -0.06 dB

Peak SAR (extrapolated) = 1.589 mW/g

SAR(1 g) = 0.986 W/kg; SAR(10 g) = 0.615 W/kg



0 dB = 1.29 mW/g

DIGITAL EMC CO., LTD

DUT: LG-E974; Type: Bar

Communication System: PCS1900_Class 11; Frequency: 1880 MHz; Duty Cycle: 1:2.77

Medium parameters used: $f = 1880$ MHz; $\sigma = 1.51$ mho/m; $\epsilon_r = 52.83$; $\rho = 1000$ kg/m³

Phantom section: Flat Section

DASY5 Configuration:

Probe: EX3DV4 - SN3866; ConvF(7.34, 7.34, 7.34); Calibrated: 2012-06-20; ; Electronics: DAE4 Sn1335

Phantom: SAM with CRP_20120521; Type: SAM; Serial:1679

Measurement SW: DASY52, Version 52.8 (2); SEMCAD X Version 14.6.6 (6477)

Test Date: 2012-09-02; Ambient Temp: 22.1 Tissue Temp:22.2

1 cm space from Body, Left, PCS1900 GPRS Class 11 Ch. 661, Ant Internal

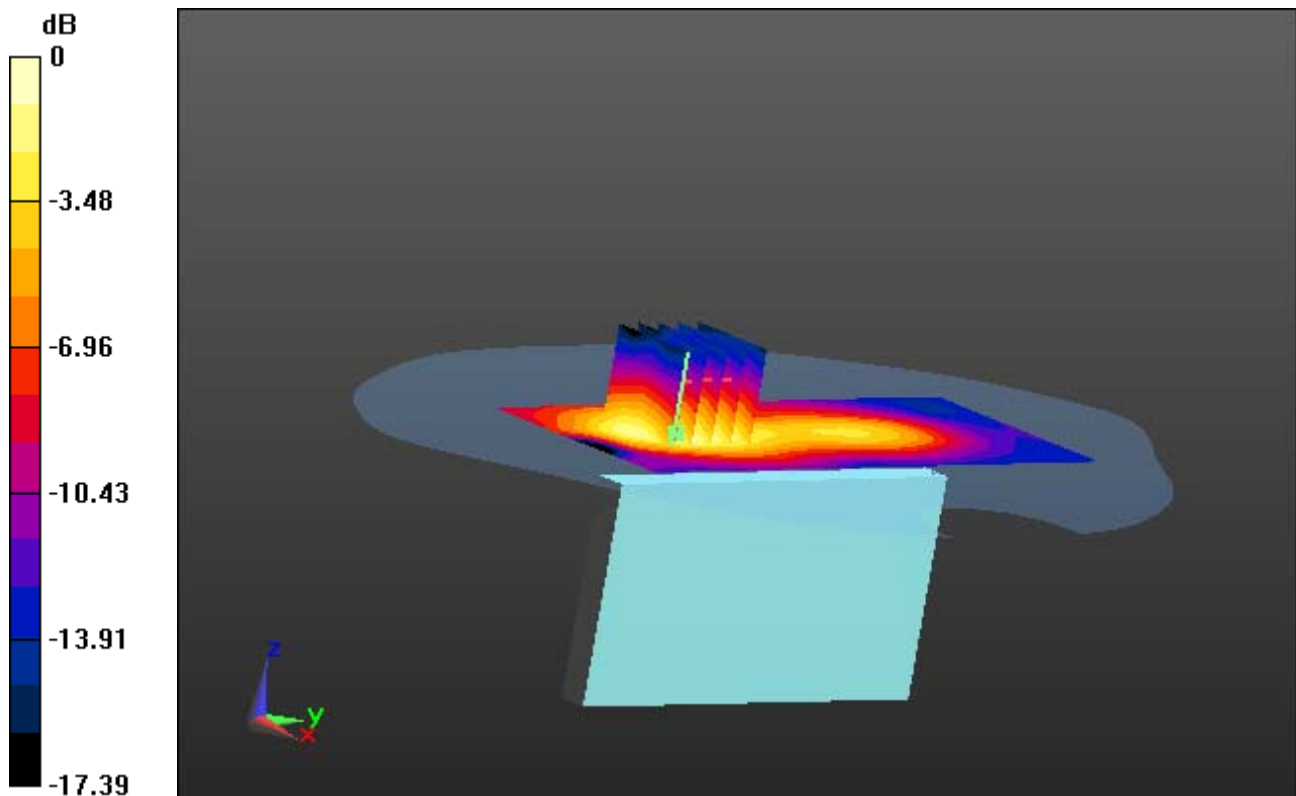
Area Scan (51x121x1): Measurement grid: dx=15mm, dy=15mm

Zoom Scan (5x5x7)/Cube 0: Measurement grid: dx=8mm, dy=8mm, dz=5mm

Power Drift = -0.20 dB

Peak SAR (extrapolated) = 0.558 mW/g

SAR(1 g) = 0.324 W/kg; SAR(10 g) = 0.183 W/kg



0 dB = 0.442 mW/g

DIGITAL EMC CO., LTD

DUT: LG-E974; Type: Bar

Communication System: W-LAN; Frequency: 2462 MHz; Duty Cycle: 1:1
Medium parameters used: $f = 2462$ MHz; $\sigma = 2.025$ mho/m; $\epsilon_r = 50.752$; $\rho = 1000$ kg/m³
Phantom section: Flat Section

DASY5 Configuration:

Probe: EX3DV4 - SN3866; ConvF(6.97, 6.97, 6.97); Calibrated: 2012-06-20; ; Electronics: DAE4 Sn1335
Phantom: SAM with CRP_20120521; Type: SAM; Serial:1679
Measurement SW: DASY52, Version 52.8 (2); SEMCAD X Version 14.6.6 (6477)

Test Date: 2012-09-03; Ambient Temp: 22.3 Tissue Temp:22.4

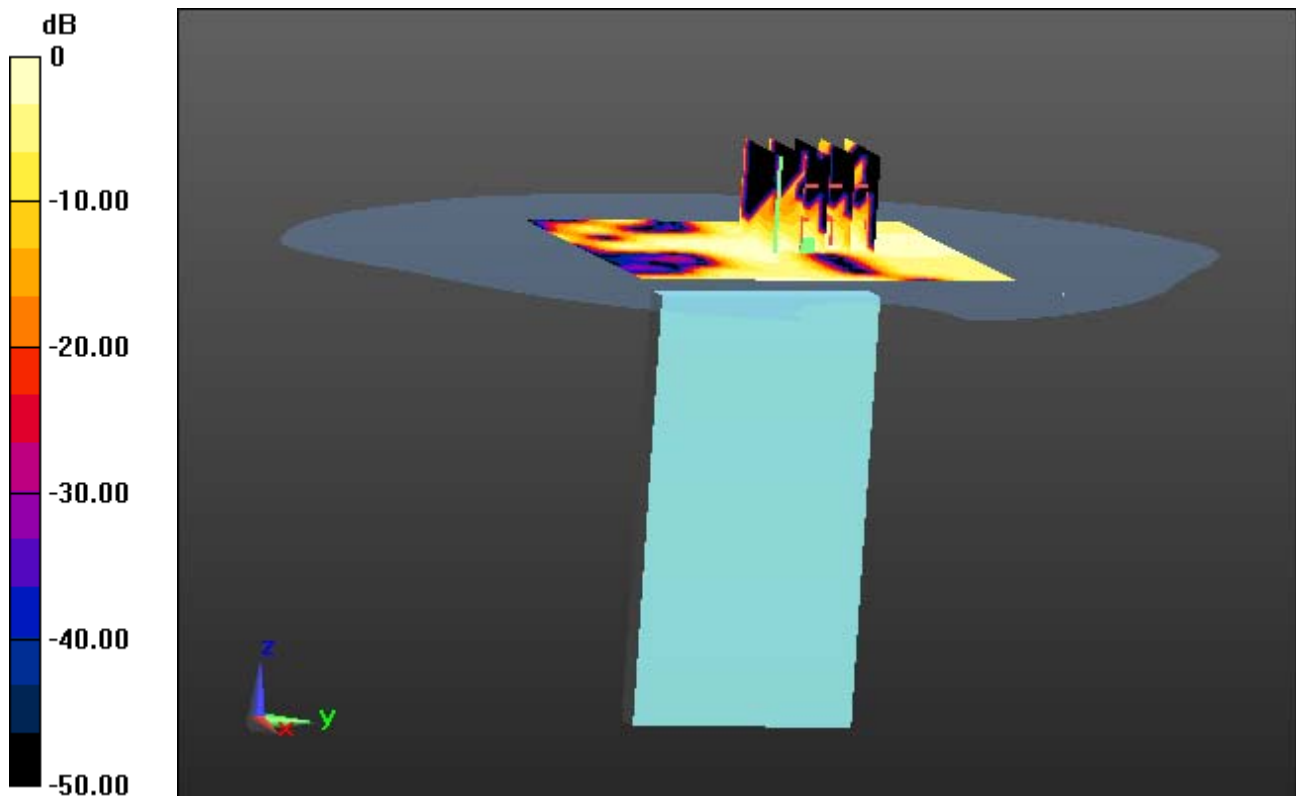
1 cm space from Body, Top, W-LAN(802.11b) Ch. 11, Ant Internal

Area Scan (71x81x1): Measurement grid: dx=15mm, dy=15mm

Zoom Scan (5x5x7)/Cube 0: Measurement grid: dx=8mm, dy=8mm, dz=5mm
Power Drift = 0.09 dB

Peak SAR (extrapolated) = 0.035 mW/g

SAR(1 g) = 0.011 W/kg; SAR(10 g) = 0.00428 W/kg



0 dB = 0.0193 mW/g

DIGITAL EMC CO., LTD

DUT: LG-E974; Type: Bar

Communication System: W-LAN; Frequency: 2462 MHz; Duty Cycle: 1:1
Medium parameters used: $f = 2462$ MHz; $\sigma = 2.025$ mho/m; $\epsilon_r = 50.752$; $\rho = 1000$ kg/m³
Phantom section: Flat Section

DASY5 Configuration:

Probe: EX3DV4 - SN3866; ConvF(6.97, 6.97, 6.97); Calibrated: 2012-06-20; ; Electronics: DAE4 Sn1335
Phantom: SAM with CRP_20120521; Type: SAM; Serial:1679
Measurement SW: DASY52, Version 52.8 (2); SEMCAD X Version 14.6.6 (6477)

Test Date: 2012-09-03; Ambient Temp: 22.3 Tissue Temp:22.4

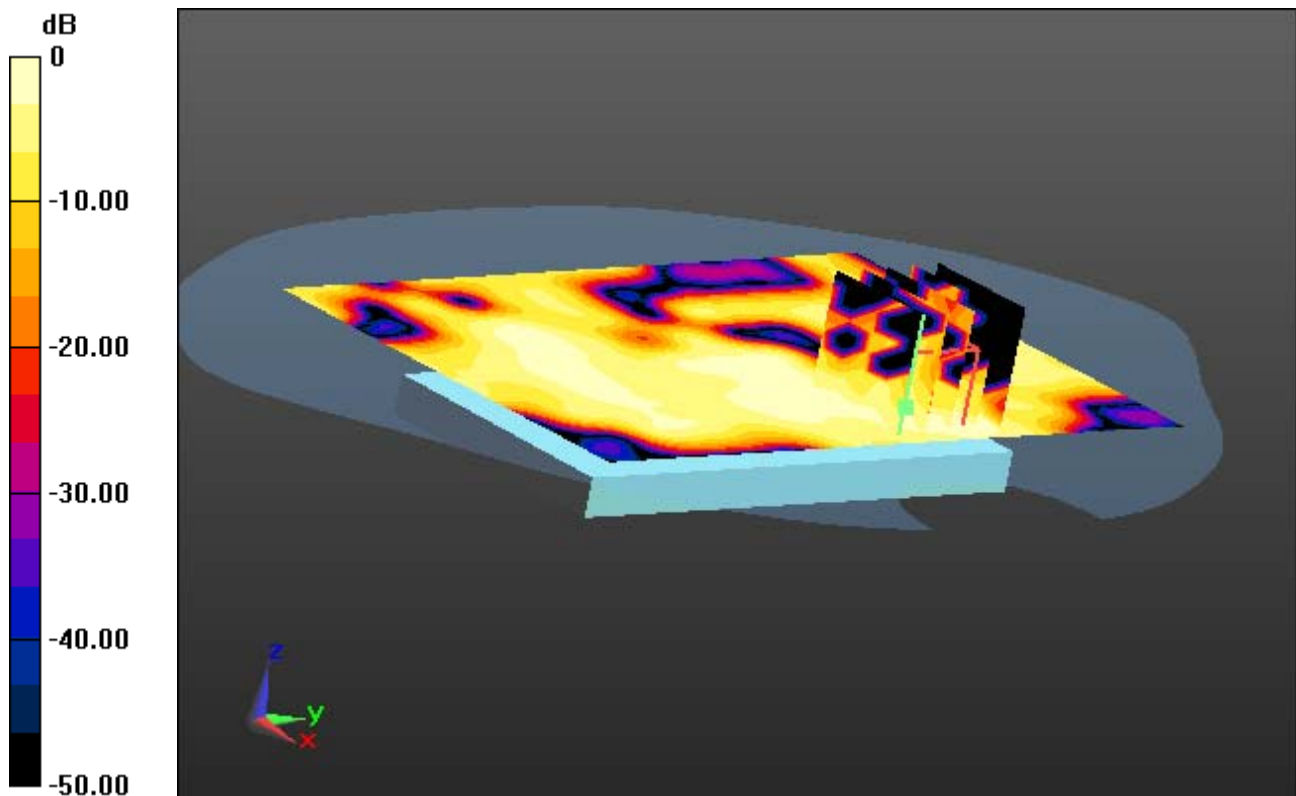
1 cm space from Body, Front, W-LAN(802.11b) Ch. 11, Ant Internal

Area Scan (81x121x1): Measurement grid: dx=15mm, dy=15mm

Zoom Scan (5x5x7)/Cube 0: Measurement grid: dx=8mm, dy=8mm, dz=5mm
Power Drift = 0.19 dB

Peak SAR (extrapolated) = 0.062 mW/g

SAR(1 g) = 0.016 W/kg; SAR(10 g) = 0.00585 W/kg



0 dB = 0.0274 mW/g

DIGITAL EMC CO., LTD

DUT: LG-E974; Type: Bar

Communication System: W-LAN; Frequency: 2462 MHz; Duty Cycle: 1:1
Medium parameters used: $f = 2462$ MHz; $\sigma = 2.025$ mho/m; $\epsilon_r = 50.752$; $\rho = 1000$ kg/m³
Phantom section: Flat Section

DASY5 Configuration:

Probe: EX3DV4 - SN3866; ConvF(6.97, 6.97, 6.97); Calibrated: 2012-06-20; ; Electronics: DAE4 Sn1335
Phantom: SAM with CRP_20120521; Type: SAM; Serial:1679
Measurement SW: DASY52, Version 52.8 (2); SEMCAD X Version 14.6.6 (6477)

Test Date: 2012-09-03; Ambient Temp: 22.3 Tissue Temp:22.4

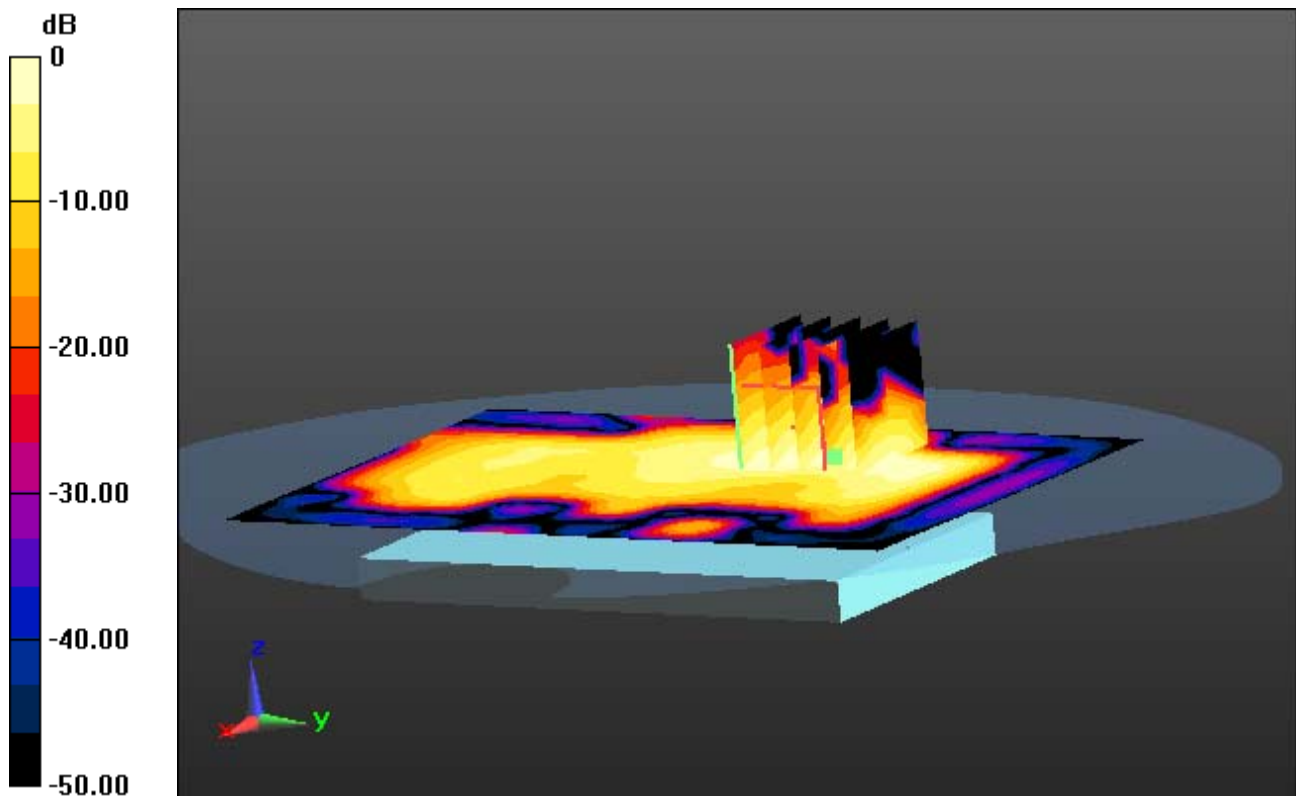
1 cm space from Body, Rear, W-LAN(802.11b) Ch. 11, Ant Internal

Area Scan (81x121x1): Measurement grid: dx=15mm, dy=15mm

Zoom Scan (5x5x7)/Cube 0: Measurement grid: dx=8mm, dy=8mm, dz=5mm
Power Drift = -0.16 dB

Peak SAR (extrapolated) = 0.216 mW/g

SAR(1 g) = 0.102 W/kg; SAR(10 g) = 0.045 W/kg



0 dB = 0.160 mW/g

DIGITAL EMC CO., LTD

DUT: LG-E974; Type: Bar

Communication System: W-LAN; Frequency: 2462 MHz; Duty Cycle: 1:1
Medium parameters used: $f = 2462$ MHz; $\sigma = 2.025$ mho/m; $\epsilon_r = 50.752$; $\rho = 1000$ kg/m³
Phantom section: Flat Section

DASY5 Configuration:

Probe: EX3DV4 - SN3866; ConvF(6.97, 6.97, 6.97); Calibrated: 2012-06-20; ; Electronics: DAE4 Sn1335
Phantom: SAM with CRP_20120521; Type: SAM; Serial:1679
Measurement SW: DASY52, Version 52.8 (2); SEMCAD X Version 14.6.6 (6477)

Test Date: 2012-09-03; Ambient Temp: 22.3 Tissue Temp:22.4

1 cm space from Body, Right, W-LAN(802.11b) Ch. 11, Ant Internal

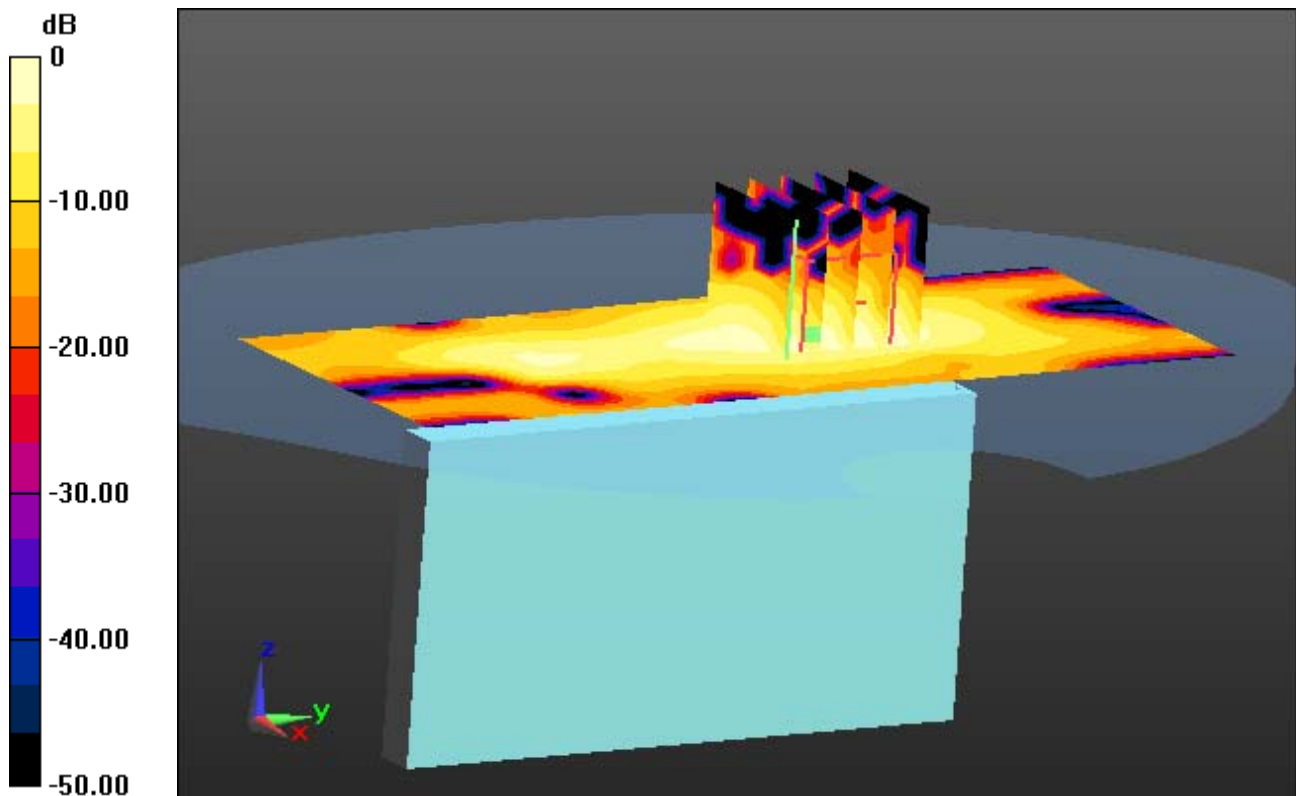
Area Scan (51x131x1): Measurement grid: dx=15mm, dy=15mm

Zoom Scan (5x5x7)/Cube 0: Measurement grid: dx=8mm, dy=8mm, dz=5mm

Power Drift = -0.20 dB

Peak SAR (extrapolated) = 0.164 mW/g

SAR(1 g) = 0.075 W/kg; SAR(10 g) = 0.032 W/kg



DIGITAL EMC CO., LTD

DUT: LG-E974; Type: Bar

Communication System: W-LAN_5800; Frequency: 5745 MHz; Duty Cycle: 1:1
Medium parameters used: $f = 5745$ MHz; $\sigma = 5.948$ mho/m; $\epsilon_r = 46.431$; $\rho = 1000$ kg/m³

Phantom section: Flat Section

DASY5 Configuration:

Probe: EX3DV4 - SN3643; ConvF(3.8, 3.8, 3.8); Calibrated: 2012-01-27; ; Electronics: DAE4 Sn1335
Phantom: SAM with CRP_20120521; Type: SAM; Serial:1679
Measurement SW: DASY52, Version 52.8 (2); SEMCAD X Version 14.6.6 (6477)

Test Date: 2012-09-05; Ambient Temp: 22.3 Tissue Temp:22.6

1 cm space from Body, Rear, W-LAN(802.11a -5.8 G Band) Ch. 149, Ant Internal

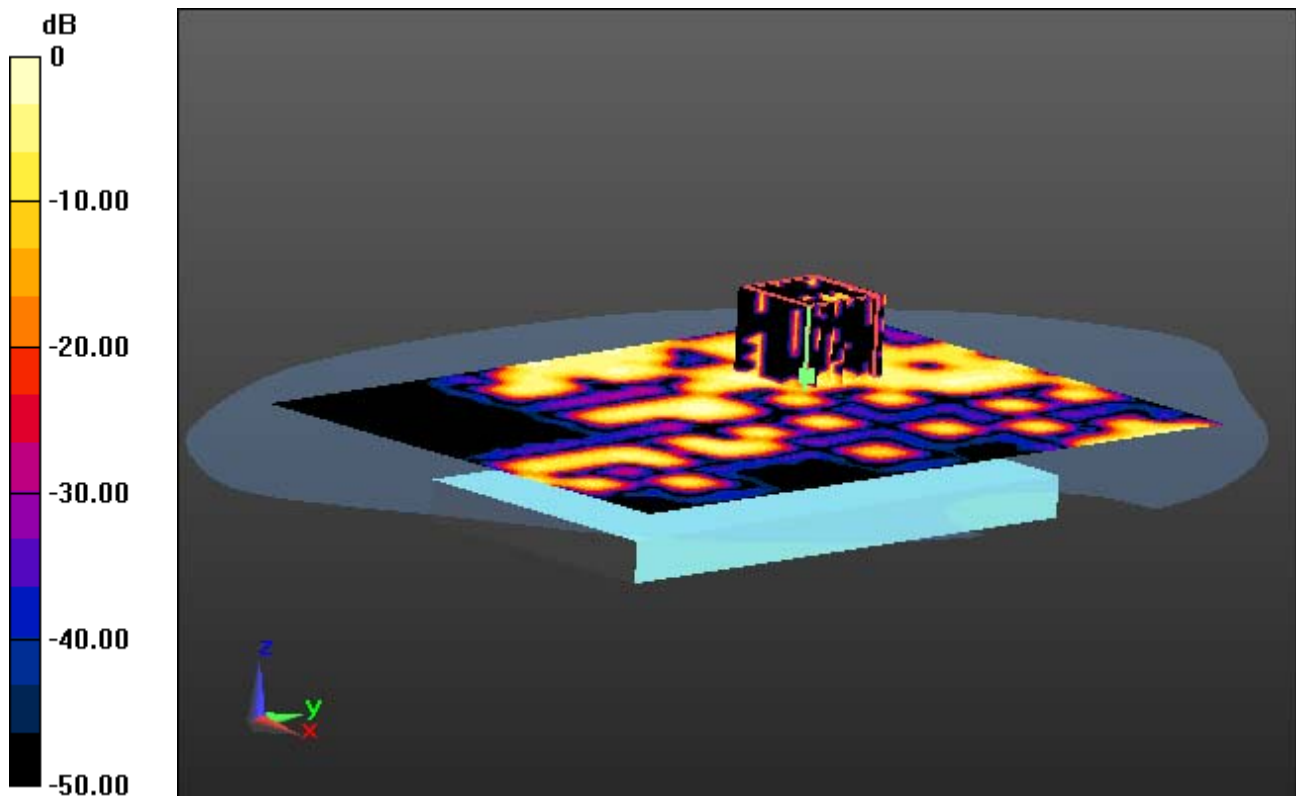
Area Scan (131x181x1): Measurement grid: dx=10mm, dy=10mm

Zoom Scan (7x7x11)/Cube 0: Measurement grid: dx=4mm, dy=4mm, dz=2mm

Power Drift = 0.00 dB

Peak SAR (extrapolated) = 0.759 mW/g

SAR(1 g) = 0.053 W/kg; SAR(10 g) = 0.00891 W/kg



0 dB = 0.0897 mW/g

DIGITAL EMC CO., LTD

DUT: LG-E974; Type: Bar

Communication System: W-LAN_5200; Frequency: 5180 MHz; Duty Cycle: 1:1
Medium parameters used: $f = 5180$ MHz; $\sigma = 5.155$ mho/m; $\epsilon_r = 47.393$; $\rho = 1000$ kg/m³

Phantom section: Flat Section

DASY5 Configuration:

Probe: EX3DV4 - SN3643; ConvF(4.23, 4.23, 4.23); Calibrated: 2012-01-27; ; Electronics: DAE4 Sn1335
Phantom: SAM with CRP_20120521; Type: SAM; Serial:1679
Measurement SW: DASY52, Version 52.8 (2); SEMCAD X Version 14.6.6 (6477)

Test Date: 2012-09-05; Ambient Temp: 22.3 Tissue Temp:22.6

1 cm space from Body, Rear, W-LAN(802.11a -5.2 G Band) Ch. 36, Ant Internal

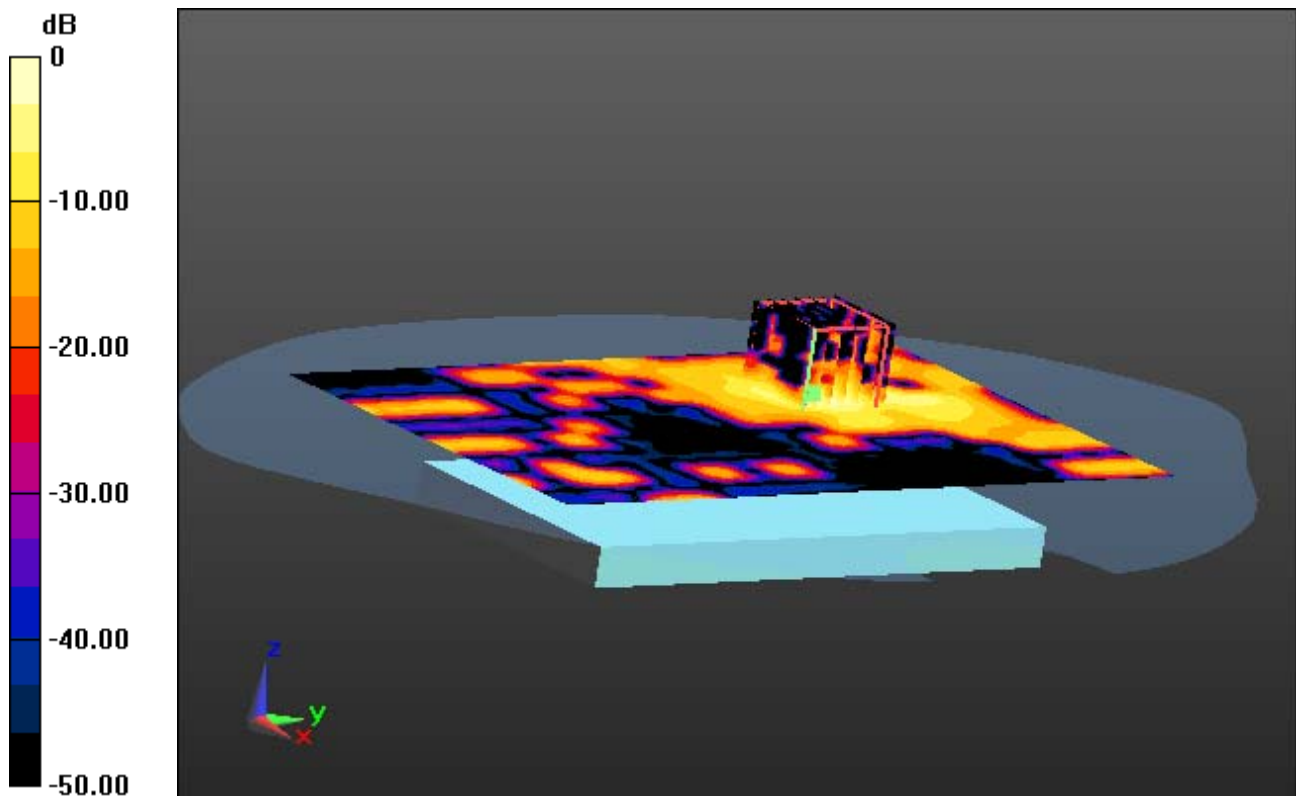
Area Scan (111x181x1): Measurement grid: dx=10mm, dy=10mm

Zoom Scan (7x7x11)/Cube 0: Measurement grid: dx=4mm, dy=4mm, dz=2mm

Power Drift = 0.00 dB

Peak SAR (extrapolated) = 0.666 mW/g

SAR(1 g) = 0.158 W/kg; SAR(10 g) = 0.044 W/kg



0 dB = 0.372 mW/g

DIGITAL EMC CO., LTD

DUT: LG-E974; Type: Bar

Communication System: W-LAN_5300; Frequency: 5320 MHz; Duty Cycle: 1:1
Medium parameters used: $f = 5320$ MHz; $\sigma = 5.354$ mho/m; $\epsilon_r = 47.129$; $\rho = 1000$ kg/m³

Phantom section: Flat Section

DASY5 Configuration:

Probe: EX3DV4 - SN3643; ConvF(4.05, 4.05, 4.05); Calibrated: 2012-01-27; ; Electronics: DAE4 Sn1335
Phantom: SAM with CRP_20120521; Type: SAM; Serial:1679
Measurement SW: DASY52, Version 52.8 (2); SEMCAD X Version 14.6.6 (6477)

Test Date: 2012-09-05; Ambient Temp: 22.3 Tissue Temp:22.6

1 cm space from Body, Rear, W-LAN(802.11a -5.3 G Band) Ch. 64, Ant Internal

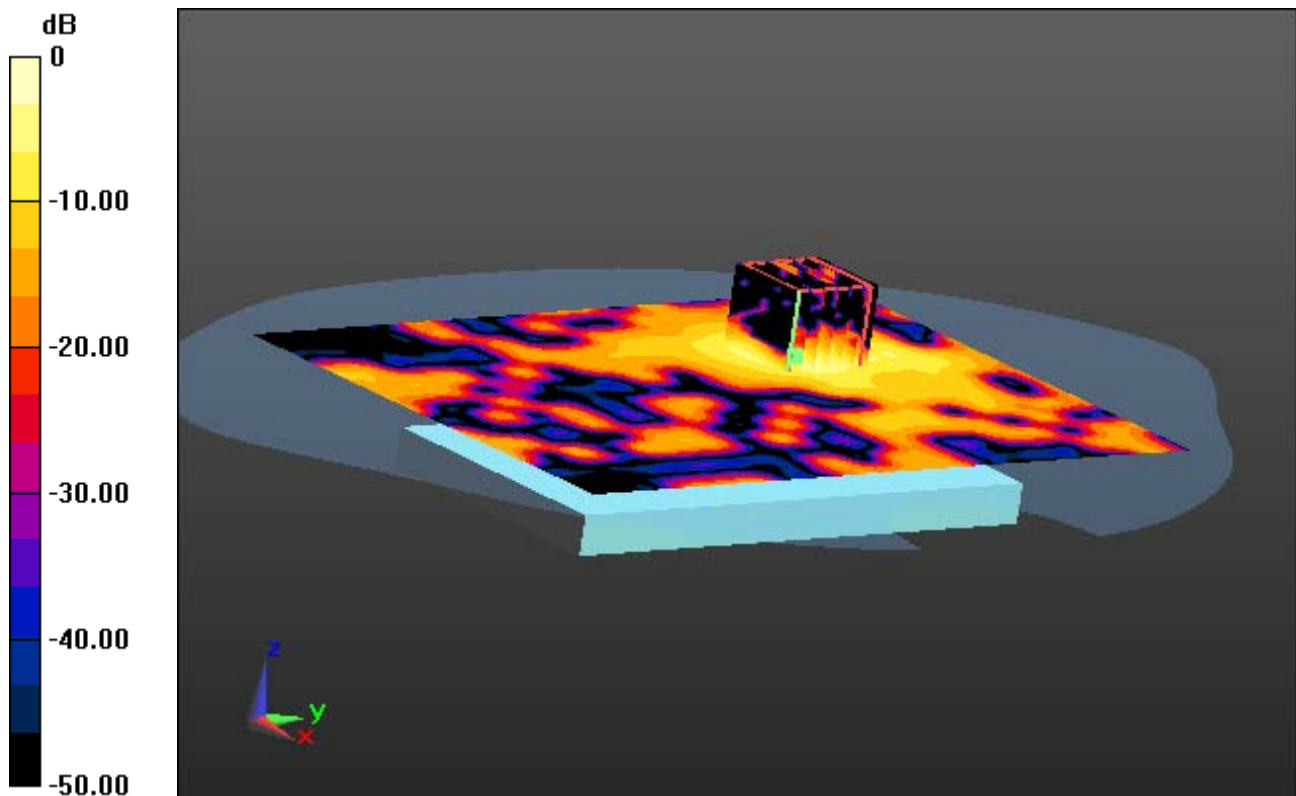
Area Scan (131x181x1): Measurement grid: dx=10mm, dy=10mm

Zoom Scan (7x7x11)/Cube 0: Measurement grid: dx=4mm, dy=4mm, dz=2mm

Power Drift = -0.10 dB

Peak SAR (extrapolated) = 1.406 mW/g

SAR(1 g) = 0.338 W/kg; SAR(10 g) = 0.093 W/kg



0 dB = 0.737 mW/g

DIGITAL EMC CO., LTD

DUT: LG-E974; Type: Bar

Communication System: W-LAN_5500; Frequency: 5500 MHz; Duty Cycle: 1:1
Medium parameters used: $f = 5500$ MHz; $\sigma = 5.606$ mho/m; $\epsilon_r = 46.871$; $\rho = 1000$ kg/m³

Phantom section: Flat Section

DASY5 Configuration:

Probe: EX3DV4 - SN3866; ConvF(3.86, 3.86, 3.86); Calibrated: 2012-06-20; ; Electronics: DAE4 Sn1335
Phantom: SAM with CRP_20120521; Type: SAM; Serial:1679
Measurement SW: DASY52, Version 52.8 (2); SEMCAD X Version 14.6.6 (6477)

Test Date: 2012-09-05; Ambient Temp: 22.3 Tissue Temp:22.6

1 cm space from Body, Rear, W-LAN(802.11a -5.5 G Band) Ch. 100, Ant Internal

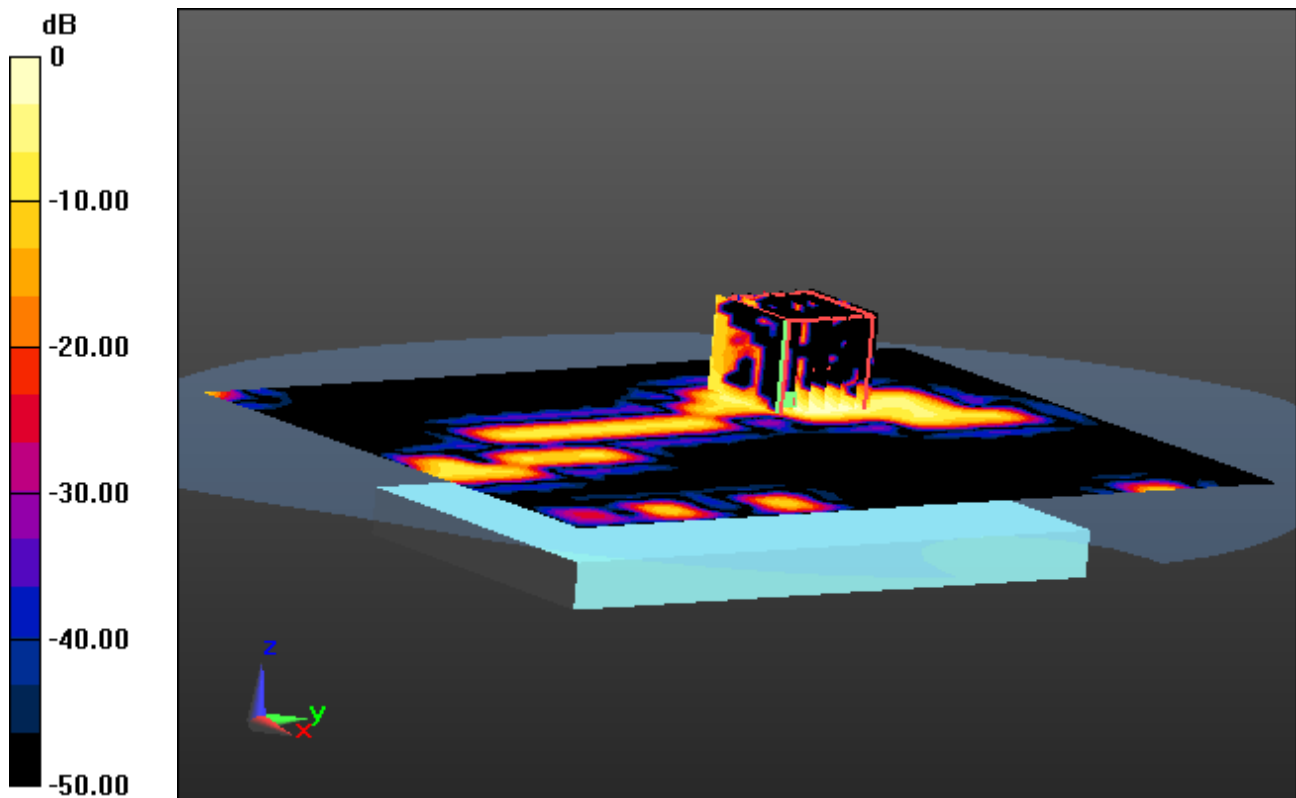
Area Scan (131x181x1): Measurement grid: dx=10mm, dy=10mm

Zoom Scan (7x7x11)/Cube 0: Measurement grid: dx=4mm, dy=4mm, dz=2mm

Power Drift = 0.02 dB

Peak SAR (extrapolated) = 0.789 mW/g

SAR(1 g) = 0.117 W/kg; SAR(10 g) = 0.036 W/kg



0 dB = 0.286 mW/g