



9. SETUP PHOTOS

ANTENNA PORT CONDUCTED RF MEASUREMENT SETUP




RADIATED RF MEASUREMENT SETUP FOR PORTABLE CONFIGURATION


X-AXIS PHOTO




Y-AXIS PHOTO



Z-AXIS PHOTO




X-AXIS WITH HEADSET PHOTO



X-AXIS WITH AC ADAPTER PHOTO




X-AXIS WITH AC ADAPTER AND HEADSET PHOTO




EUT WITH INDUCTIVE CHARGER AND CONFIGURATION


FRONT PHOTO



BACK PHOTO



ENVIRONMENTAL CHAMBER PHOTO



END OF REPORT