

**DIGITAL EMC CO., LTD****DUT: LG-E510g; Type: Bar**

Communication System: W-LAN; Frequency: 2462 MHz; Duty Cycle: 1:1  
Medium parameters used:  $f = 2462$  MHz;  $\sigma = 1.85$  mho/m;  $\epsilon_r = 38.9$ ;  $\rho = 1000$  kg/m<sup>3</sup>  
Phantom section: Right Section

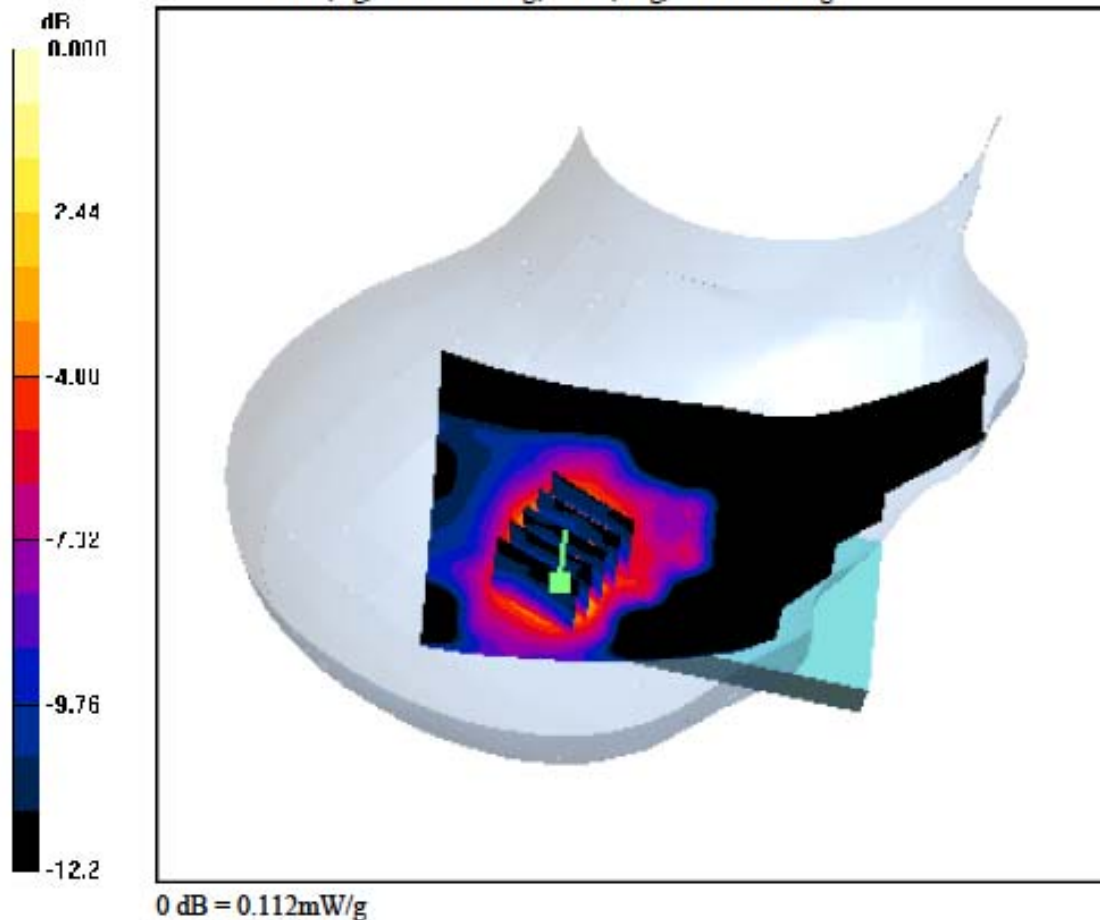
**DASY4 Configuration:**

Probe: EX3DV4 - SN3643; ConvF(7.4, 7.4, 7.4); Calibrated: 2011-01-24; Electronics: DAE3 Sn519  
Phantom: SAM 1800/1900 MHz; Type: SAM; Serial: TP-1224  
Measurement SW: DASY4, V4.7 Build 80; Postprocessing SW: SEMCAD, V1.8 Build 186

Date: 2011-08-31; Ambient Temp: 22.4; Tissue Temp: 23.0

**Right Tilt, W-LAN(802.11g) Ch. 11, Ant Internal, Standard Battery**

**Area Scan (71x121x1):** Measurement grid: dx=15mm, dy=15mm  
**Zoom Scan (5x5x7)/Cube 0:** Measurement grid: dx=8mm, dy=8mm, dz=5mm  
Power Drift = 0.012 dB  
Peak SAR (extrapolated) = 0.187 W/kg  
SAR(1 g) = 0.077 W/kg; SAR(10 g) = 0.038 W/kg



**DIGITAL EMC CO., LTD****DUT: LG-E510g; Type: Bar**

Communication System: GSM 850; Frequency: 836.6 MHz; Duty Cycle: 1:2.075  
 Medium parameters used:  $f = 836.6 \text{ MHz}$ ;  $\sigma = 0.962 \text{ mho/m}$ ;  $\epsilon_r = 54.7$ ;  $\rho = 1000 \text{ kg/m}^3$   
 Phantom section: Flat Section

**DASY4 Configuration:**

Probe: EX3DV4 - SN3643; ConvF(8.97, 8.97, 8.97); Calibrated: 2011-01-24; Electronics: DAE3 Sn519  
 Phantom: SAM with 835MHz; Type: SAM; Serial: TP-1223  
 Measurement SW: DASY4, V4.7 Build 80; Postprocessing SW: SEMCAD, V1.8 Build 186

Test Date: 2011-08-25; Ambient Temp: 22.2; Tissue Temp: 22.4

**1cm space from Body, Bottom, GSM850 GPRS Class 12 Ch. 190, Ant Internal**

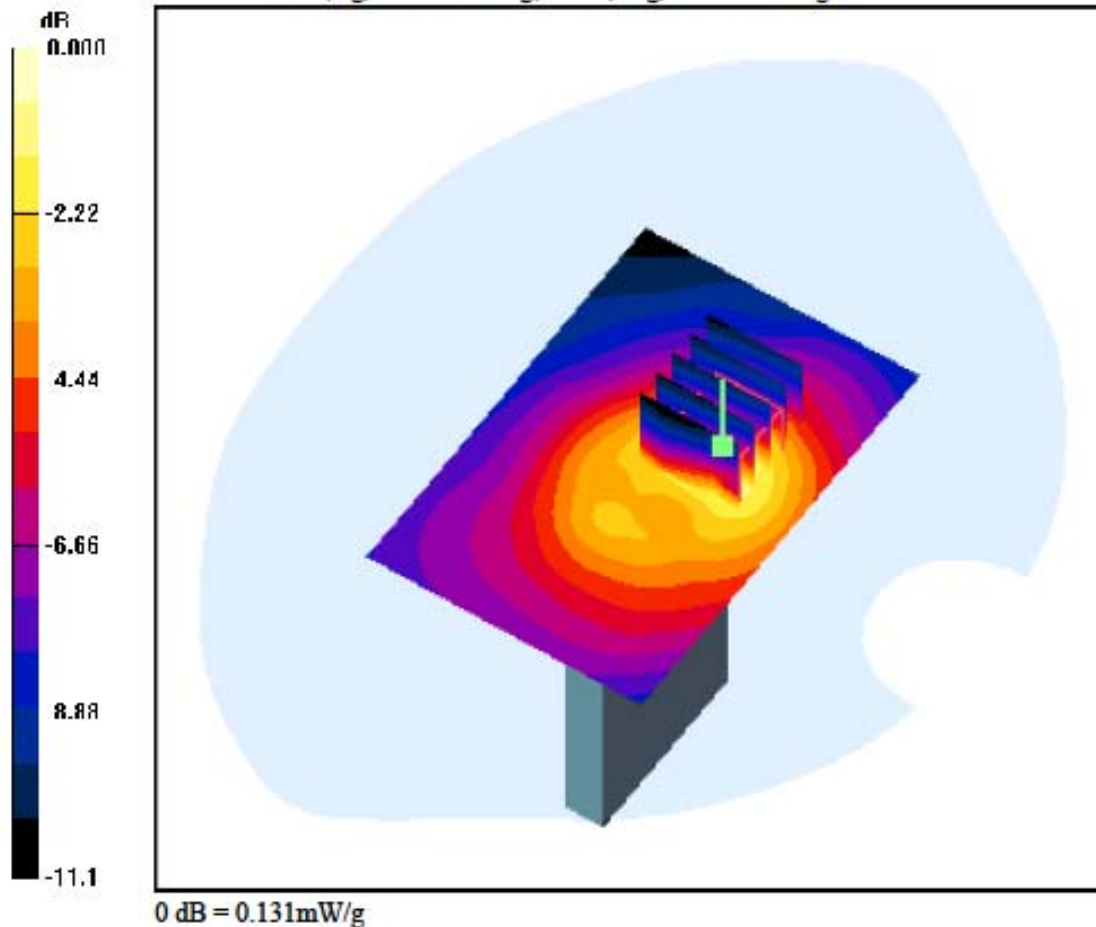
**Area Scan (61x91x1):** Measurement grid:  $dx=15\text{mm}$ ,  $dy=15\text{mm}$

**Zoom Scan (5x5x7)/Cube 0:** Measurement grid:  $dx=8\text{mm}$ ,  $dy=8\text{mm}$ ,  $dz=5\text{mm}$

Power Drift = 0.081 dB

Peak SAR (extrapolated) = 0.177 W/kg

SAR(1 g) = 0.100 W/kg; SAR(10 g) = 0.060 W/kg



**DIGITAL EMC CO., LTD****DUT: LG-E510g; Type: Bar**

Communication System: GSM 850; Frequency: 836.6 MHz; Duty Cycle: 1:2.075  
Medium parameters used:  $f = 836.6$  MHz;  $\sigma = 0.962$  mho/m;  $\epsilon_r = 54.7$ ;  $\rho = 1000$  kg/m<sup>3</sup>  
Phantom section: Flat Section

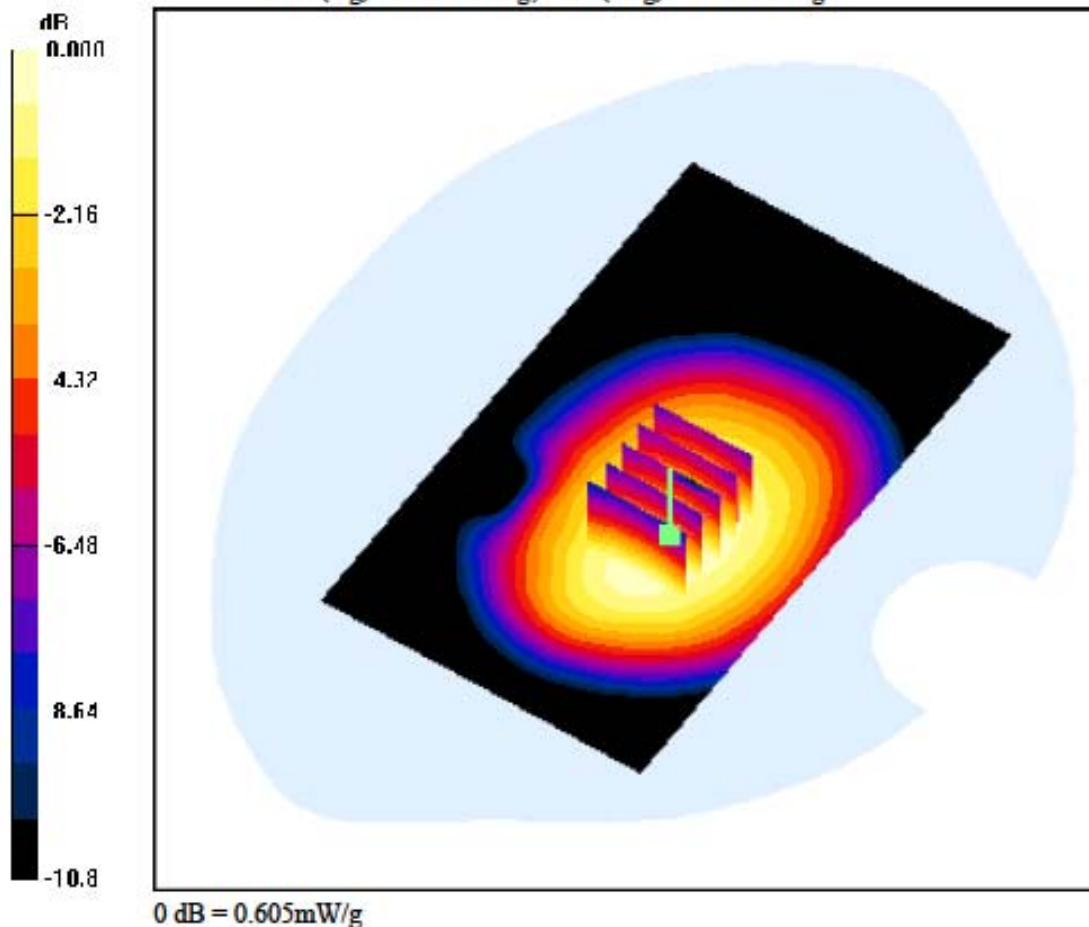
**DASY4 Configuration:**

Probe: EX3DV4 - SN3643; ConvF(8.97, 8.97, 8.97); Calibrated: 2011-01-24; Electronics: DAE3 Sn519  
Phantom: SAM with 835MHz; Type: SAM; Serial: TP-1223  
Measurement SW: DASY4, V4.7 Build 80; Postprocessing SW: SEMCAD, V1.8 Build 186

Test Date: 2011-08-25; Ambient Temp: 22.2; Tissue Temp: 22.4

**1cm space from Body, Front, GSM850 GPRS Class 12 Ch. 190, Ant Internal**

**Area Scan (71x121x1):** Measurement grid: dx=15mm, dy=15mm  
**Zoom Scan (5x5x7)/Cube 0:** Measurement grid: dx=8mm, dy=8mm, dz=5mm  
Power Drift = -0.093 dB  
Peak SAR (extrapolated) = 0.680 W/kg  
SAR(1 g) = 0.536 W/kg; SAR(10 g) = 0.402 W/kg



**DIGITAL EMC CO., LTD****DUT: LG-E510g; Type: Bar**

Communication System: GSM 850; Frequency: 824.2 MHz; Duty Cycle: 1:8.3  
 Medium parameters used:  $f = 824.2 \text{ MHz}$ ;  $\sigma = 0.939 \text{ mho/m}$ ;  $\epsilon_r = 54.5$ ;  $\rho = 1000 \text{ kg/m}^3$   
 Phantom section: Flat Section

**DASY4 Configuration:**

Probe: EX3DV4 - SN3643; ConvF(8.97, 8.97, 8.97); Calibrated: 2011-01-24; Electronics: DAE3 Sn519  
 Phantom: SAM with 835MHz; Type: SAM; Serial: TP-1223  
 Measurement SW: DASY4, V4.7 Build 80; Postprocessing SW: SEMCAD, V1.8 Build 186

Test Date: 2011-08-25; Ambient Temp: 22.2; Tissue Temp: 22.4

**1cm space from Body, Rear, Ch. 128, Ant Internal**

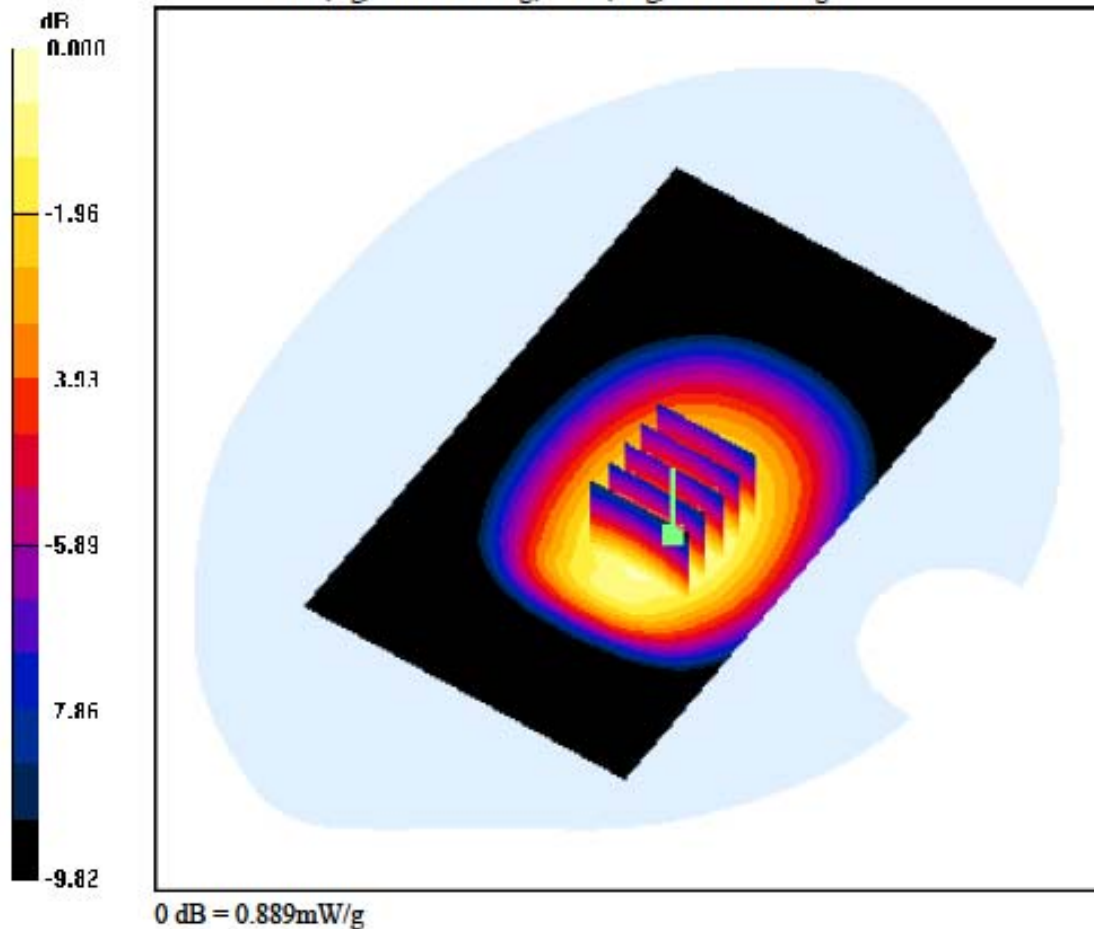
**Area Scan (71x121x1):** Measurement grid:  $dx=15\text{mm}$ ,  $dy=15\text{mm}$

**Zoom Scan (5x5x7)/Cube 0:** Measurement grid:  $dx=8\text{mm}$ ,  $dy=8\text{mm}$ ,  $dz=5\text{mm}$

Power Drift = -0.003 dB

Peak SAR (extrapolated) = 1.02 W/kg

SAR(1 g) = 0.778 W/kg; SAR(10 g) = 0.570 W/kg



**DIGITAL EMC CO., LTD****DUT: LG-E510g; Type: Bar**

Communication System: GSM 850; Frequency: 836.6 MHz; Duty Cycle: 1:8.3  
Medium parameters used:  $f = 836.6$  MHz;  $\sigma = 0.962$  mho/m;  $\epsilon_r = 54.7$ ;  $\rho = 1000$  kg/m<sup>3</sup>  
Phantom section: Flat Section

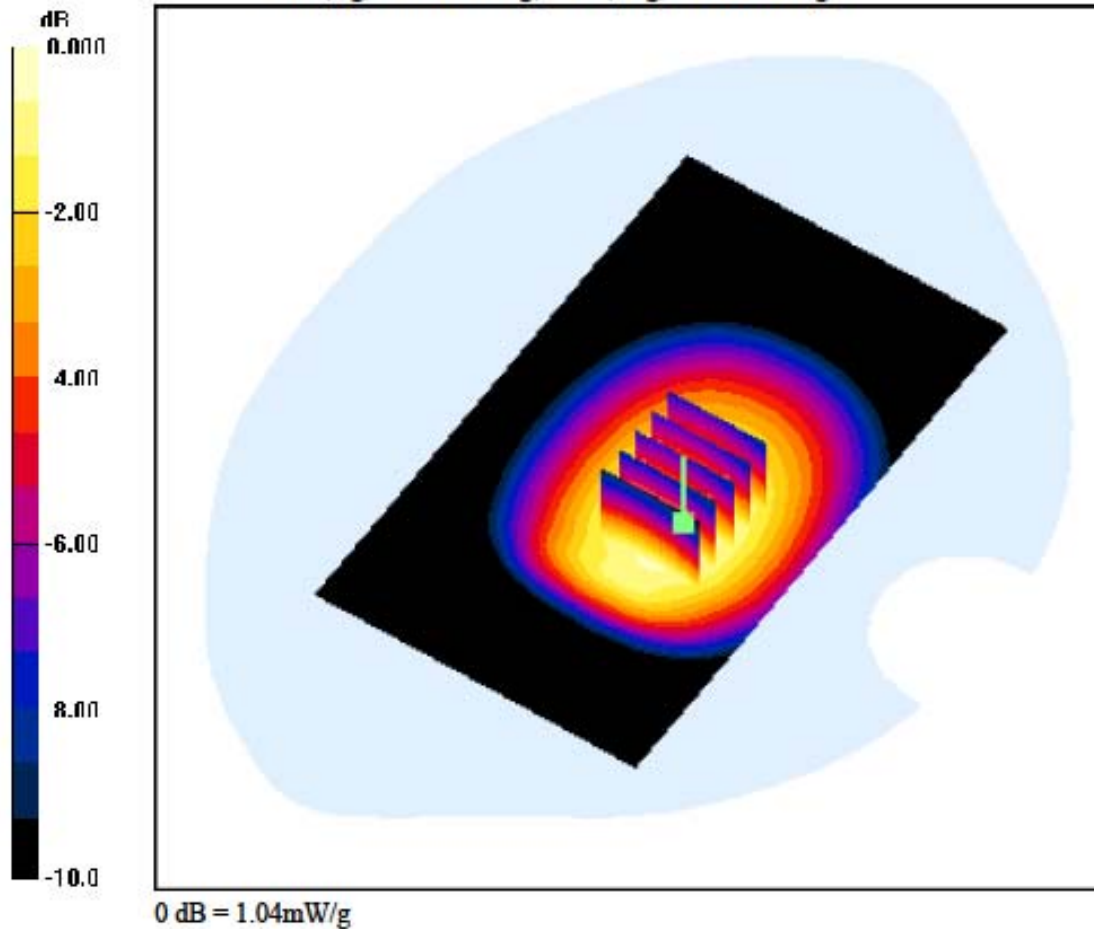
**DASY4 Configuration:**

Probe: EX3DV4 - SN3643; ConvF(8.97, 8.97, 8.97); Calibrated: 2011-01-24; Electronics: DAE3 Sn519  
Phantom: SAM with 835MHz; Type: SAM; Serial: TP-1223  
Measurement SW: DASY4, V4.7 Build 80; Postprocessing SW: SEMCAD, V1.8 Build 186

Test Date: 2011-08-25; Ambient Temp: 22.2; Tissue Temp: 22.4

**1cm space from Body, Rear, GSM850 Ch. 190, Ant Internal**

**Area Scan (71x121x1):** Measurement grid: dx=15mm, dy=15mm  
**Zoom Scan (5x5x7)/Cube 0:** Measurement grid: dx=8mm, dy=8mm, dz=5mm  
Power Drift = -0.083 dB  
Peak SAR (extrapolated) = 1.20 W/kg  
SAR(1 g) = 0.910 W/kg; SAR(10 g) = 0.663 W/kg



**DIGITAL EMC CO., LTD****DUT: LG-E510g; Type: Bar**

Communication System: GSM 850; Frequency: 848.8 MHz; Duty Cycle: 1:8.3  
 Medium parameters used:  $f = 848.8 \text{ MHz}$ ;  $\sigma = 0.986 \text{ mho/m}$ ;  $\epsilon_r = 54.9$ ;  $\rho = 1000 \text{ kg/m}^3$   
 Phantom section: Flat Section

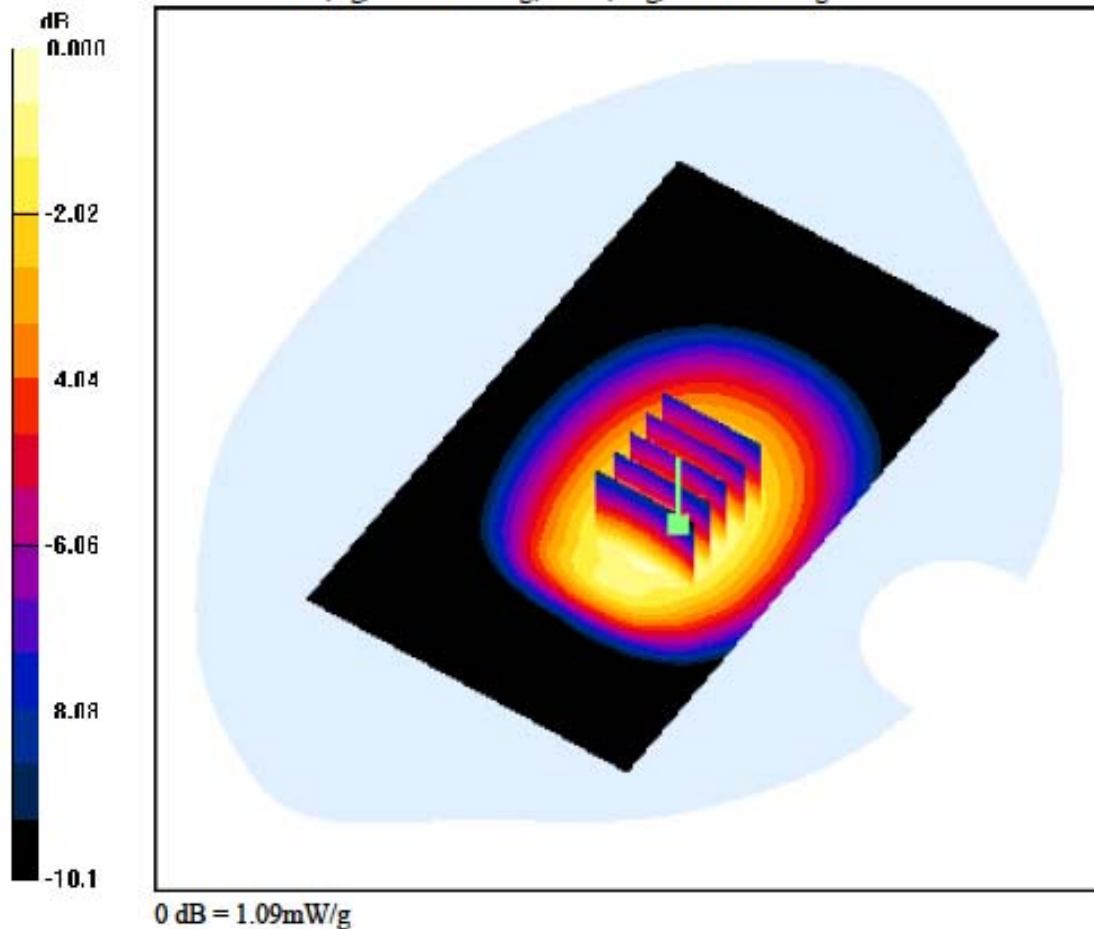
**DASY4 Configuration:**

Probe: EX3DV4 - SN3643; ConvF(8.97, 8.97, 8.97); Calibrated: 2011-01-24; Electronics: DAE3 Sn519  
 Phantom: SAM with 835MHz; Type: SAM; Serial: TP-1223  
 Measurement SW: DASY4, V4.7 Build 80; Postprocessing SW: SEMCAD, V1.8 Build 186

Test Date: 2011-08-25; Ambient Temp: 22.2; Tissue Temp: 22.4

**1cm space from Body, Rear, GSM850 Ch. 251, Ant Internal**

**Area Scan (71x121x1):** Measurement grid:  $dx=15\text{mm}$ ,  $dy=15\text{mm}$   
**Zoom Scan (5x5x7)/Cube 0:** Measurement grid:  $dx=8\text{mm}$ ,  $dy=8\text{mm}$ ,  $dz=5\text{mm}$   
 Power Drift = -0.045 dB  
 Peak SAR (extrapolated) = 1.25 W/kg  
 SAR(1 g) = 0.951 W/kg; SAR(10 g) = 0.692 W/kg



**DIGITAL EMC CO., LTD****DUT: LG-E510g; Type: Bar**

Communication System: GSM 850; Frequency: 824.2 MHz; Duty Cycle: 1:8.3  
 Medium parameters used:  $f = 824.2 \text{ MHz}$ ;  $\sigma = 0.939 \text{ mho/m}$ ;  $\epsilon_r = 54.5$ ;  $\rho = 1000 \text{ kg/m}^3$   
 Phantom section: Flat Section

**DASY4 Configuration:**

Probe: EX3DV4 - SN3643; ConvF(8.97, 8.97, 8.97); Calibrated: 2011-01-24; Electronics: DAE3 Sn519  
 Phantom: SAM with 835MHz; Type: SAM; Serial: TP-1223  
 Measurement SW: DASY4, V4.7 Build 80; Postprocessing SW: SEMCAD, V1.8 Build 186

Test Date: 2011-08-25; Ambient Temp: 22.2; Tissue Temp: 22.4

**1cm space from Body, Rear, GSM850 GPRS Class 8 Ch. 128, Ant Internal**

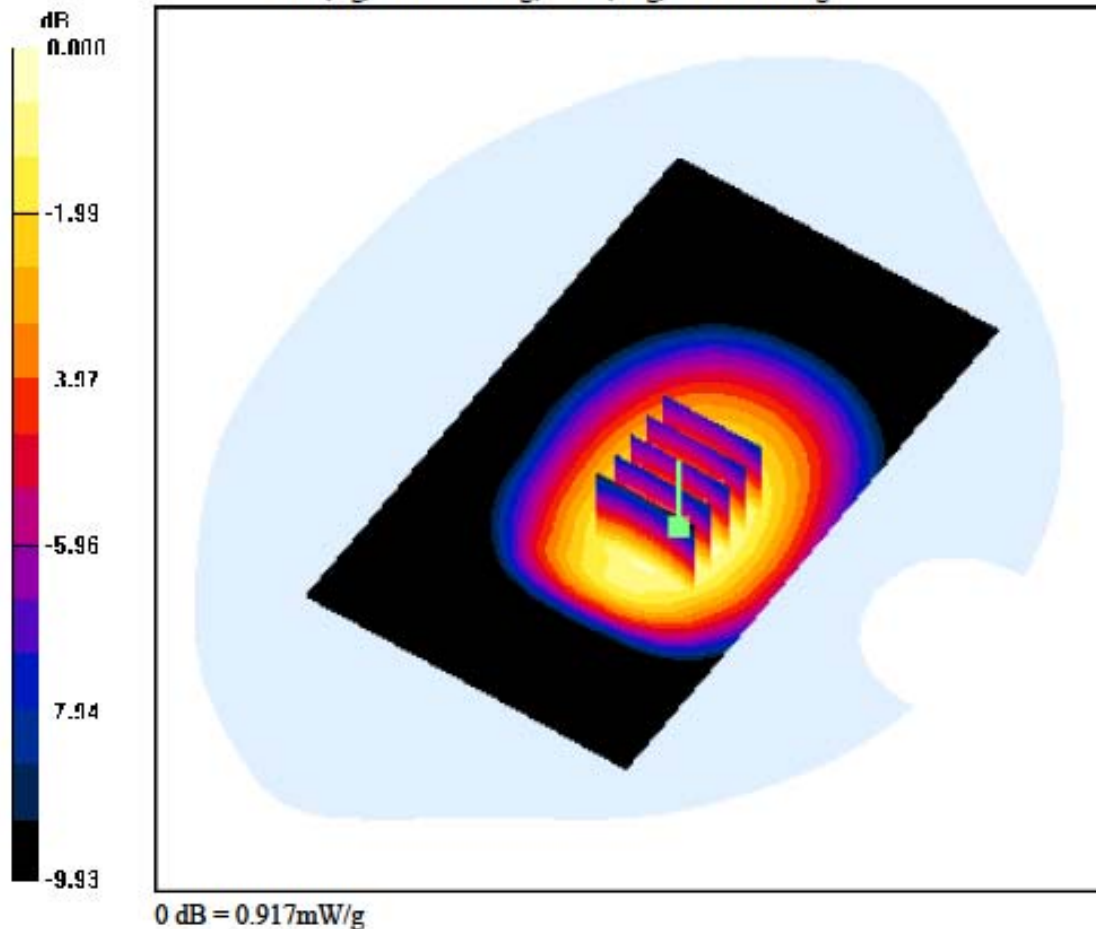
**Area Scan (71x121x1):** Measurement grid:  $dx=15\text{mm}$ ,  $dy=15\text{mm}$

**Zoom Scan (5x5x7)/Cube 0:** Measurement grid:  $dx=8\text{mm}$ ,  $dy=8\text{mm}$ ,  $dz=5\text{mm}$

Power Drift = -0.013 dB

Peak SAR (extrapolated) = 1.05 W/kg

SAR(1 g) = 0.807 W/kg; SAR(10 g) = 0.592 W/kg



**DIGITAL EMC CO., LTD****DUT: LG-E510g; Type: Bar**

Communication System: GSM 850; Frequency: 836.6 MHz; Duty Cycle: 1:8.3  
Medium parameters used:  $f = 836.6$  MHz;  $\sigma = 0.962$  mho/m;  $\epsilon_r = 54.7$ ;  $\rho = 1000$  kg/m<sup>3</sup>  
Phantom section: Flat Section

**DASY4 Configuration:**

Probe: EX3DV4 - SN3643; ConvF(8.97, 8.97, 8.97); Calibrated: 2011-01-24; Electronics: DAE3 Sn519  
Phantom: SAM with 835MHz; Type: SAM; Serial: TP-1223  
Measurement SW: DASY4, V4.7 Build 80; Postprocessing SW: SEMCAD, V1.8 Build 186

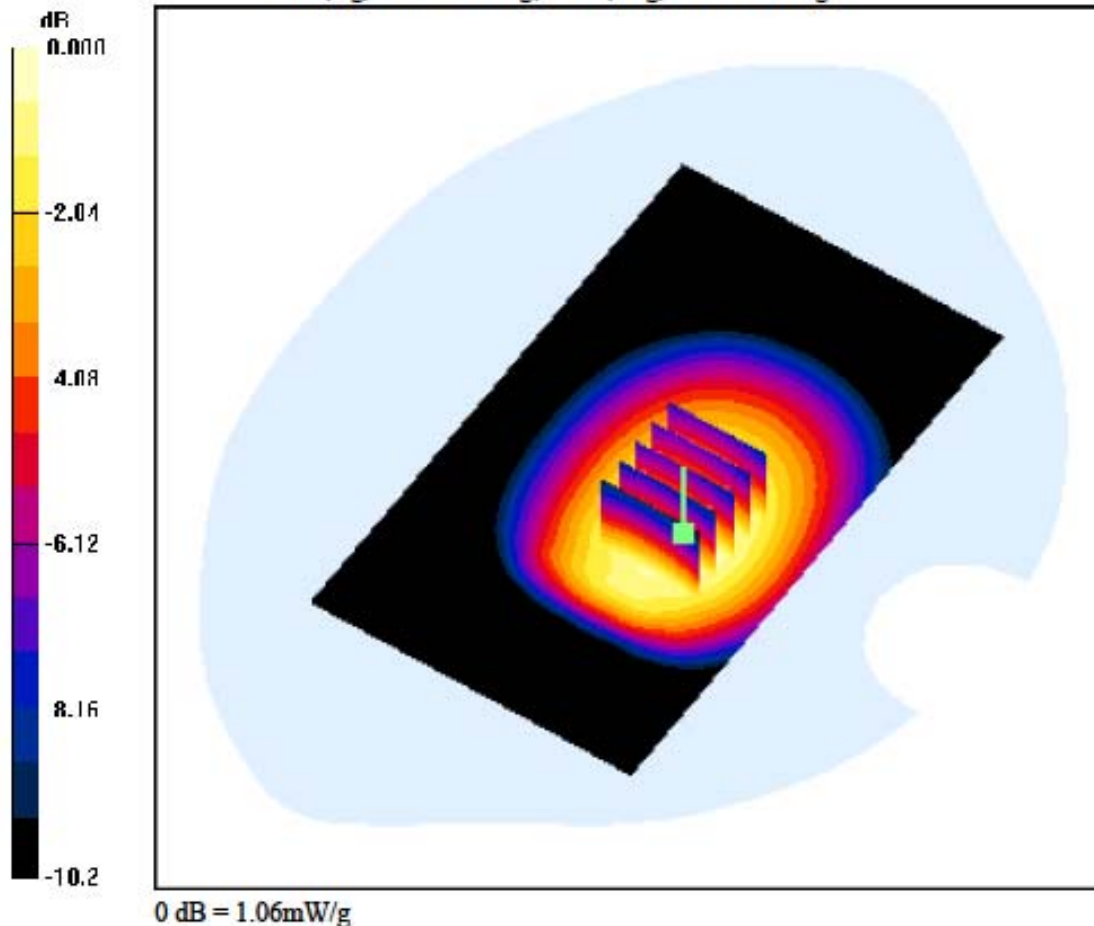
Test Date: 2011-08-25; Ambient Temp: 22.2; Tissue Temp: 22.4

**1cm space from Body, Rear, GSM850 GPRS Class 8 Ch. 190, Ant Internal****Area Scan (71x121x1):** Measurement grid: dx=15mm, dy=15mm**Zoom Scan (5x5x7)/Cube 0:** Measurement grid: dx=8mm, dy=8mm, dz=5mm

Power Drift = -0.014 dB

Peak SAR (extrapolated) = 1.23 W/kg

SAR(1 g) = 0.932 W/kg; SAR(10 g) = 0.680 W/kg





**DIGITAL EMC CO., LTD****DUT: LG-E510g; Type: Bar**

Communication System: GSM 850; Frequency: 848.8 MHz; Duty Cycle: 1:8.3  
 Medium parameters used:  $f = 848.8 \text{ MHz}$ ;  $\sigma = 0.986 \text{ mho/m}$ ;  $\epsilon_r = 54.9$ ;  $\rho = 1000 \text{ kg/m}^3$   
 Phantom section: Flat Section

**DASY4 Configuration:**

Probe: EX3DV4 - SN3643; ConvF(8.97, 8.97, 8.97); Calibrated: 2011-01-24; Electronics: DAE3 Sn519  
 Phantom: SAM with 835MHz; Type: SAM; Serial: TP-1223  
 Measurement SW: DASY4, V4.7 Build 80; Postprocessing SW: SEMCAD, V1.8 Build 186

Test Date: 2011-08-25; Ambient Temp: 22.2; Tissue Temp: 22.4

**1cm space from Body, Rear, GSM850 GPRS Class 8 Ch. 251, Ant Internal**

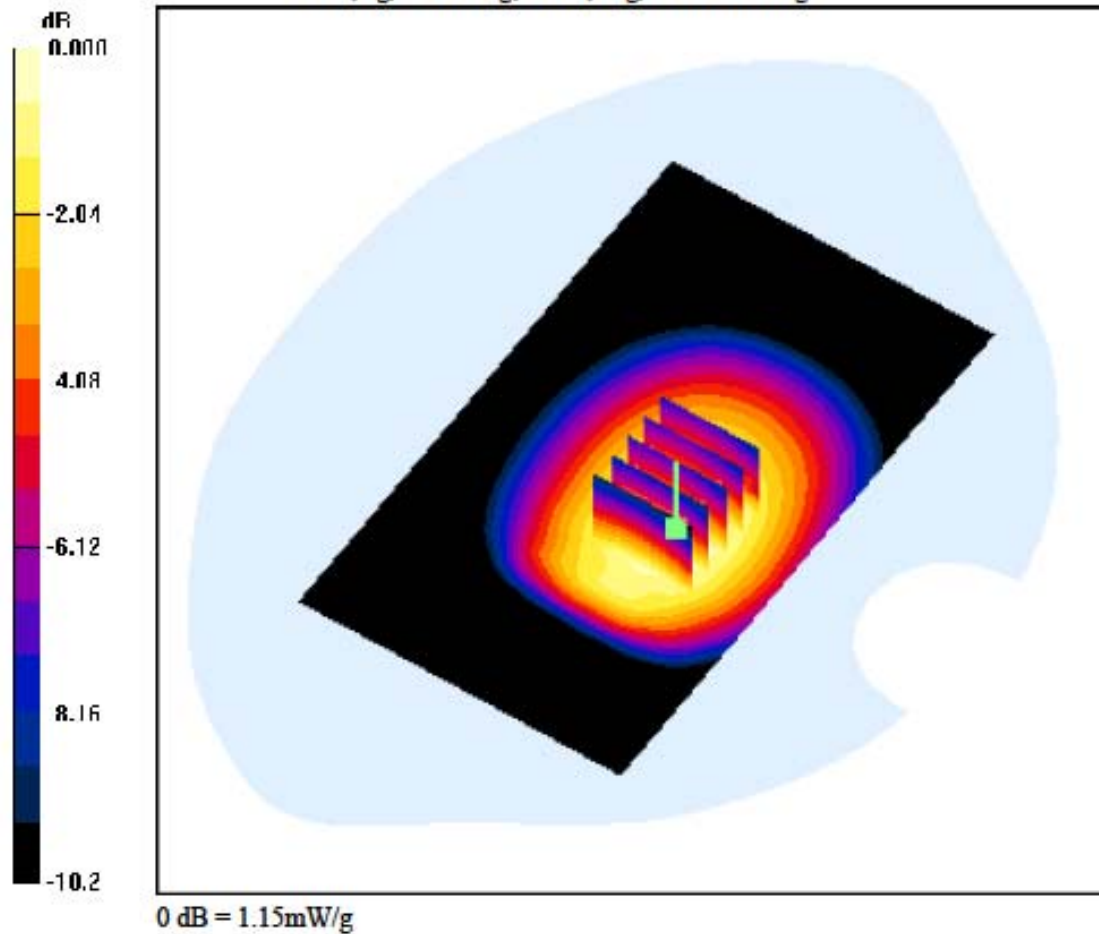
**Area Scan (71x121x1):** Measurement grid:  $dx=15\text{mm}$ ,  $dy=15\text{mm}$

**Zoom Scan (5x5x7)/Cube 0:** Measurement grid:  $dx=8\text{mm}$ ,  $dy=8\text{mm}$ ,  $dz=5\text{mm}$

Power Drift = 0.001 dB

Peak SAR (extrapolated) = 1.32 W/kg

SAR(1 g) = 1 W/kg; SAR(10 g) = 0.732 W/kg



## DIGITAL EMC CO., LTD

DUT: LG-E510g; Type: Bar

Communication System: GSM 850; Frequency: 824.2 MHz; Duty Cycle: 1:4.15  
Medium parameters used:  $f = 824.2$  MHz;  $\sigma = 0.939$  mho/m;  $\epsilon_r = 54.5$ ;  $\rho = 1000$  kg/m<sup>3</sup>  
Phantom section: Flat Section

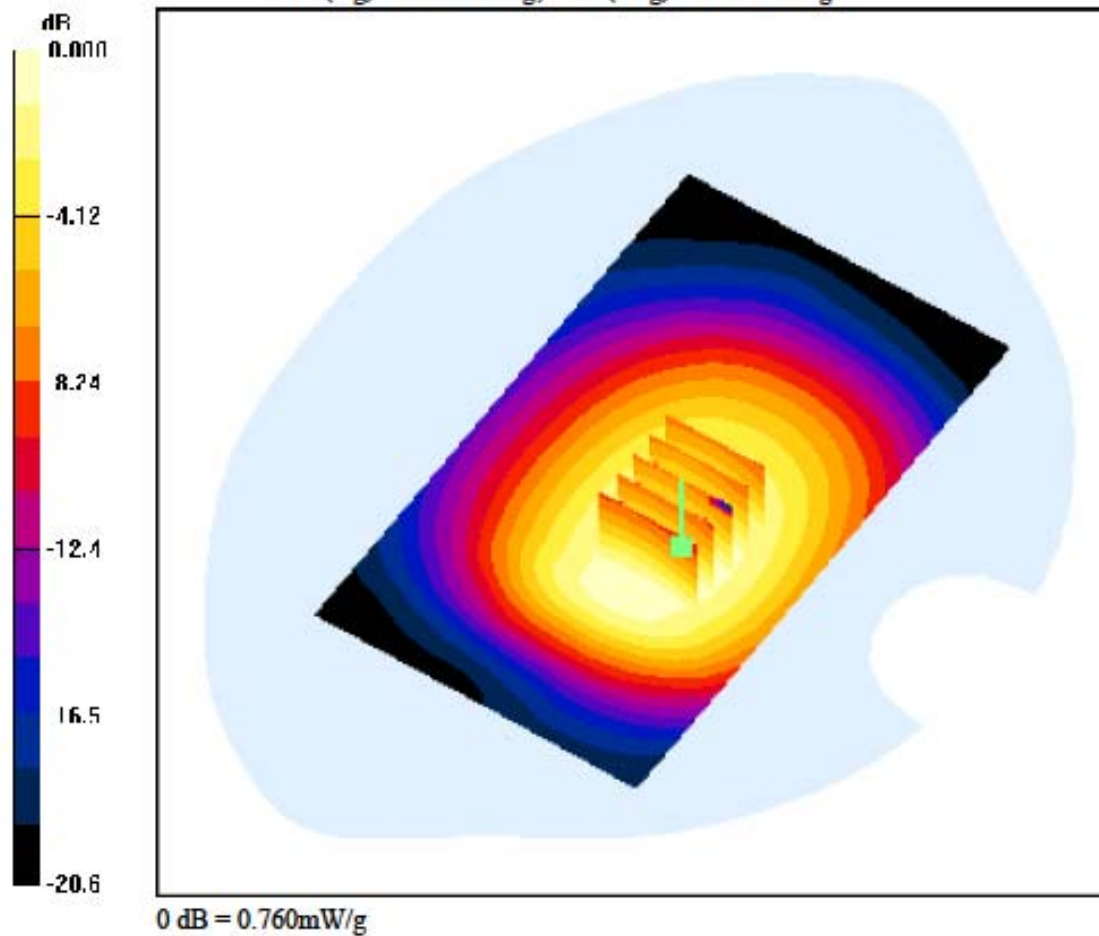
### DASY4 Configuration:

Probe: EX3DV4 - SN3643; ConvF(8.97, 8.97, 8.97); Calibrated: 2011-01-24; Electronics: DAE3 Sn519  
Phantom: SAM with 835MHz; Type: SAM; Serial: TP-1223  
Measurement SW: DASY4, V4.7 Build 80; Postprocessing SW: SEMCAD, V1.8 Build 186

Test Date: 2011-08-25; Ambient Temp: 22.2; Tissue Temp: 22.4

1cm space from Body, Rear, GSM850 GPRS Class 10 Ch. 128, Ant Internal

Area Scan (71x121x1): Measurement grid: dx=15mm, dy=15mm  
Zoom Scan (5x5x7)/Cube 0: Measurement grid: dx=8mm, dy=8mm, dz=5mm  
Power Drift = -0.027 dB  
Peak SAR (extrapolated) = 0.879 W/kg  
SAR(1 g) = 0.665 W/kg; SAR(10 g) = 0.487 W/kg



**DIGITAL EMC CO., LTD****DUT: LG-E510g; Type: Bar**

Communication System: GSM 850; Frequency: 836.6 MHz; Duty Cycle: 1:4.15  
 Medium parameters used:  $f = 836.6 \text{ MHz}$ ;  $\sigma = 0.962 \text{ mho/m}$ ;  $\epsilon_r = 54.7$ ;  $\rho = 1000 \text{ kg/m}^3$   
 Phantom section: Flat Section

**DASY4 Configuration:**

Probe: EX3DV4 - SN3643; ConvF(8.97, 8.97, 8.97); Calibrated: 2011-01-24; Electronics: DAE3 Sn519  
 Phantom: SAM with 835MHz; Type: SAM; Serial: TP-1223  
 Measurement SW: DASY4, V4.7 Build 80; Postprocessing SW: SEMCAD, V1.8 Build 186

Test Date: 2011-08-25; Ambient Temp: 22.2; Tissue Temp: 22.4

**1cm space from Body, Rear, GSM850 GPRS Class 10 Ch. 190, Ant Internal**

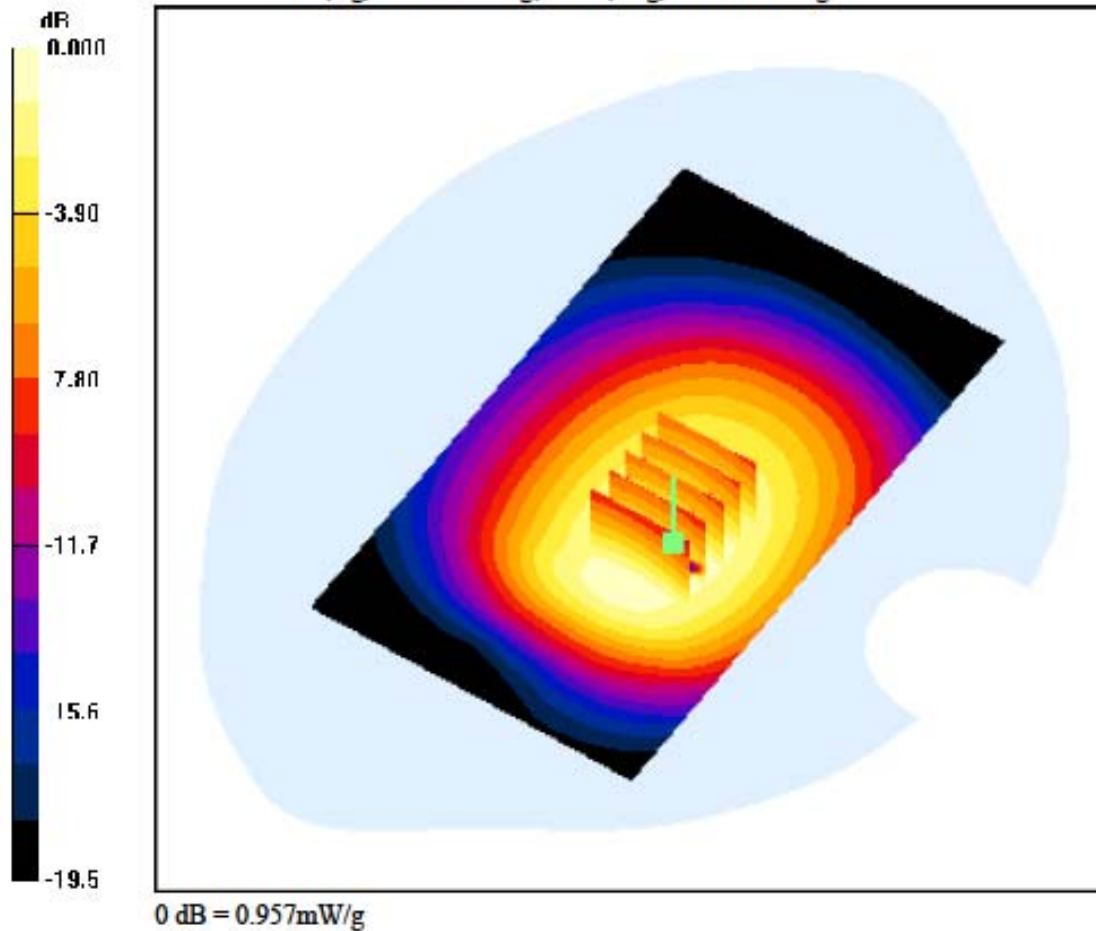
**Area Scan (71x121x1):** Measurement grid:  $dx=15\text{mm}$ ,  $dy=15\text{mm}$

**Zoom Scan (5x5x7)/Cube 0:** Measurement grid:  $dx=8\text{mm}$ ,  $dy=8\text{mm}$ ,  $dz=5\text{mm}$

Power Drift = -0.026 dB

Peak SAR (extrapolated) = 1.50 W/kg

SAR(1 g) = 0.836 W/kg; SAR(10 g) = 0.601 W/kg



**DIGITAL EMC CO., LTD****DUT: LG-E510g; Type: Bar**

Communication System: GSM 850; Frequency: 848.8 MHz; Duty Cycle: 1:4.15  
 Medium parameters used:  $f = 848.8 \text{ MHz}$ ;  $\sigma = 0.986 \text{ mho/m}$ ;  $\epsilon_r = 54.9$ ;  $\rho = 1000 \text{ kg/m}^3$   
 Phantom section: Flat Section

**DASY4 Configuration:**

Probe: EX3DV4 - SN3643; ConvF(8.97, 8.97, 8.97); Calibrated: 2011-01-24; Electronics: DAE3 Sn519  
 Phantom: SAM with 835MHz; Type: SAM; Serial: TP-1223  
 Measurement SW: DASY4, V4.7 Build 80; Postprocessing SW: SEMCAD, V1.8 Build 186

Test Date: 2011-08-25; Ambient Temp: 22.2; Tissue Temp: 22.4

**1cm space from Body, Rear, GSM850 GPRS Class 10 Ch. 251, Ant Internal**

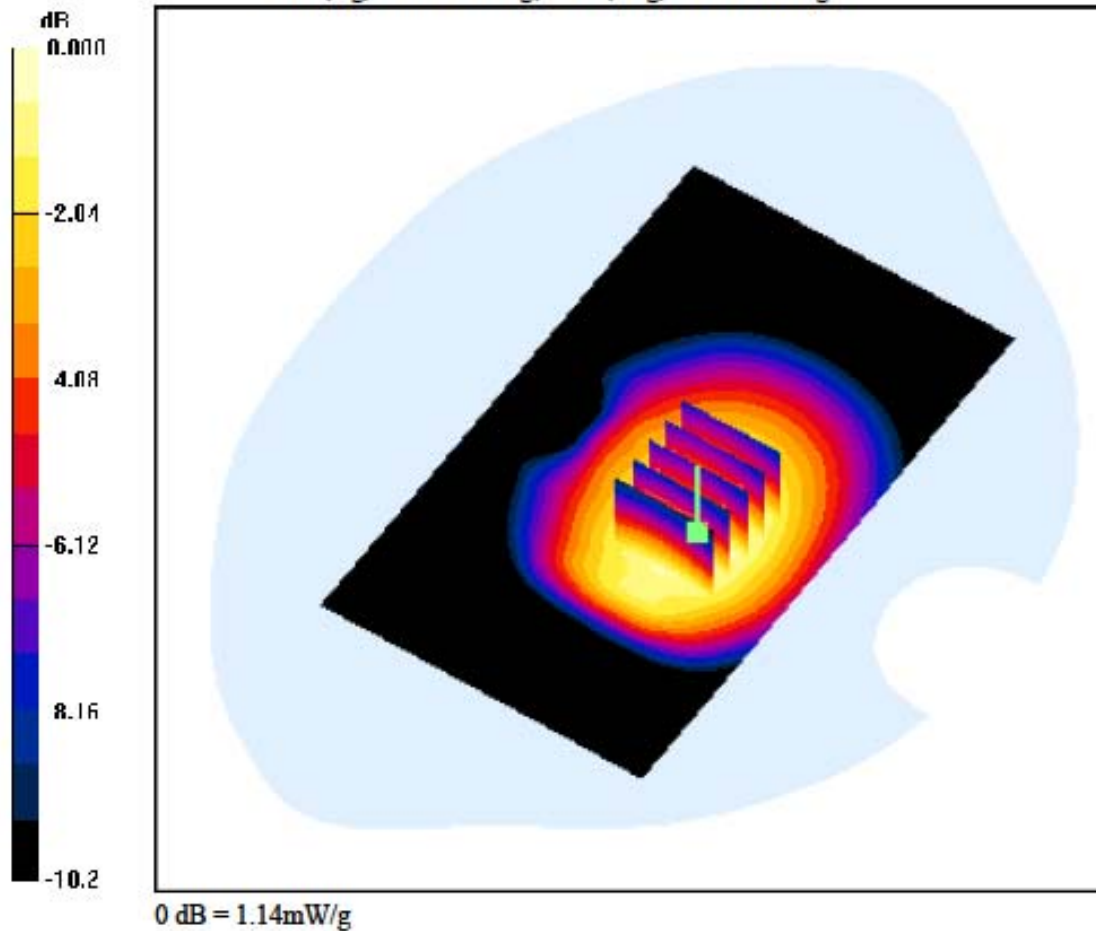
**Area Scan (71x121x1):** Measurement grid:  $dx=15\text{mm}$ ,  $dy=15\text{mm}$

**Zoom Scan (5x5x7)/Cube 0:** Measurement grid:  $dx=8\text{mm}$ ,  $dy=8\text{mm}$ ,  $dz=5\text{mm}$

Power Drift = -0.065 dB

Peak SAR (extrapolated) = 1.31 W/kg

SAR(1 g) = 0.994 W/kg; SAR(10 g) = 0.722 W/kg



**DIGITAL EMC CO., LTD****DUT: LG-E510g; Type: Bar**

Communication System: GSM 850; Frequency: 824.2 MHz; Duty Cycle: 1:2.77  
Medium parameters used:  $f = 824.2$  MHz;  $\sigma = 0.939$  mho/m;  $\epsilon_r = 54.5$ ;  $\rho = 1000$  kg/m<sup>3</sup>  
Phantom section: Flat Section

**DASY4 Configuration:**

Probe: EX3DV4 - SN3643; ConvF(8.97, 8.97, 8.97); Calibrated: 2011-01-24; Electronics: DAE3 Sn519  
Phantom: SAM with 835MHz; Type: SAM; Serial: TP-1223  
Measurement SW: DASY4, V4.7 Build 80; Postprocessing SW: SEMCAD, V1.8 Build 186

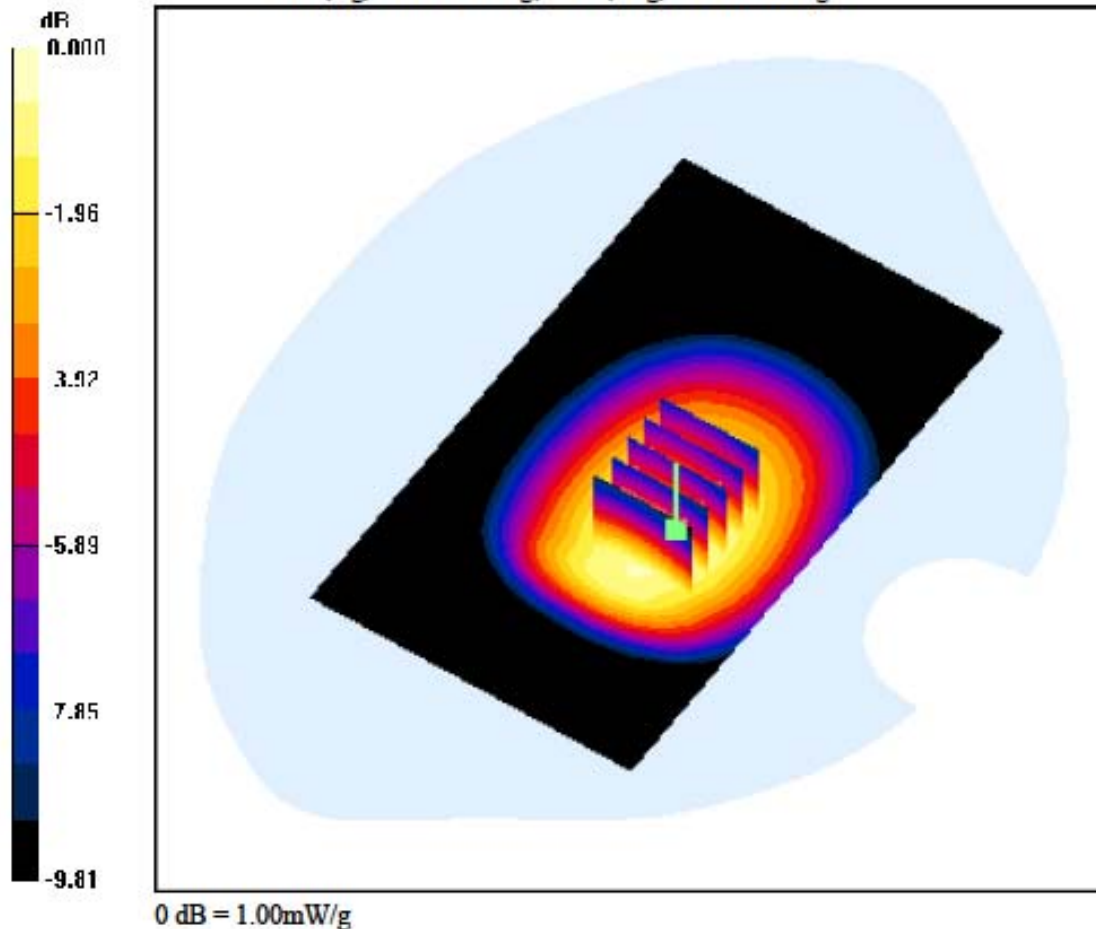
Test Date: 2011-08-25; Ambient Temp: 22.2; Tissue Temp: 22.4

**1cm space from Body, Rear, GSM850 GPRS Class II Ch. 128, Ant Internal****Area Scan (71x121x1):** Measurement grid: dx=15mm, dy=15mm**Zoom Scan (5x5x7)/Cube 0:** Measurement grid: dx=8mm, dy=8mm, dz=5mm

Power Drift = -0.002 dB

Peak SAR (extrapolated) = 1.16 W/kg

SAR(1 g) = 0.869 W/kg; SAR(10 g) = 0.635 W/kg



## DIGITAL EMC CO., LTD

DUT: LG-E510g; Type: Bar

Communication System: GSM 850; Frequency: 836.6 MHz; Duty Cycle: 1:2.77  
Medium parameters used:  $f = 836.6$  MHz;  $\sigma = 0.962$  mho/m;  $\epsilon_r = 54.7$ ;  $\rho = 1000$  kg/m<sup>3</sup>  
Phantom section: Flat Section

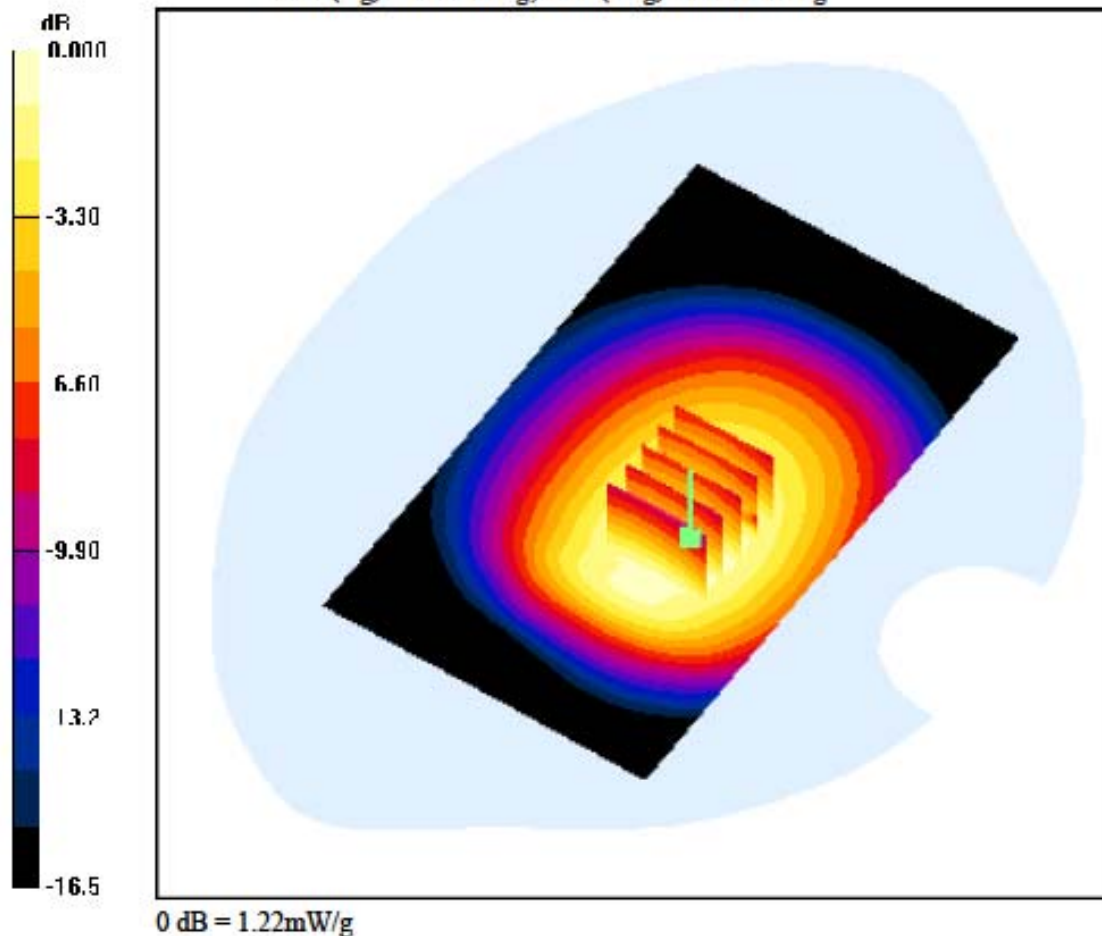
### DASY4 Configuration:

Probe: EX3DV4 - SN3643; ConvF(8.97, 8.97, 8.97); Calibrated: 2011-01-24; Electronics: DAE3 Sn519  
Phantom: SAM with 835MHz; Type: SAM; Serial: TP-1223  
Measurement SW: DASY4, V4.7 Build 80; Postprocessing SW: SEMCAD, V1.8 Build 186

Test Date: 2011-08-25; Ambient Temp: 22.2; Tissue Temp: 22.4

1cm space from Body, Rear, GSM850 GPRS Class II Ch. 190, Ant Internal

Area Scan (71x121x1): Measurement grid: dx=15mm, dy=15mm  
Zoom Scan (5x5x7)/Cube 0: Measurement grid: dx=8mm, dy=8mm, dz=5mm  
Power Drift = -0.031 dB  
Peak SAR (extrapolated) = 1.38 W/kg  
SAR(1 g) = 1.05 W/kg; SAR(10 g) = 0.771 W/kg



**DIGITAL EMC CO., LTD****DUT: LG-E510g; Type: Bar**

Communication System: GSM 850; Frequency: 848.8 MHz; Duty Cycle: 1:2.77  
Medium parameters used:  $f = 848.8 \text{ MHz}$ ;  $\sigma = 0.986 \text{ mho/m}$ ;  $\epsilon_r = 54.9$ ;  $\rho = 1000 \text{ kg/m}^3$   
Phantom section: Flat Section

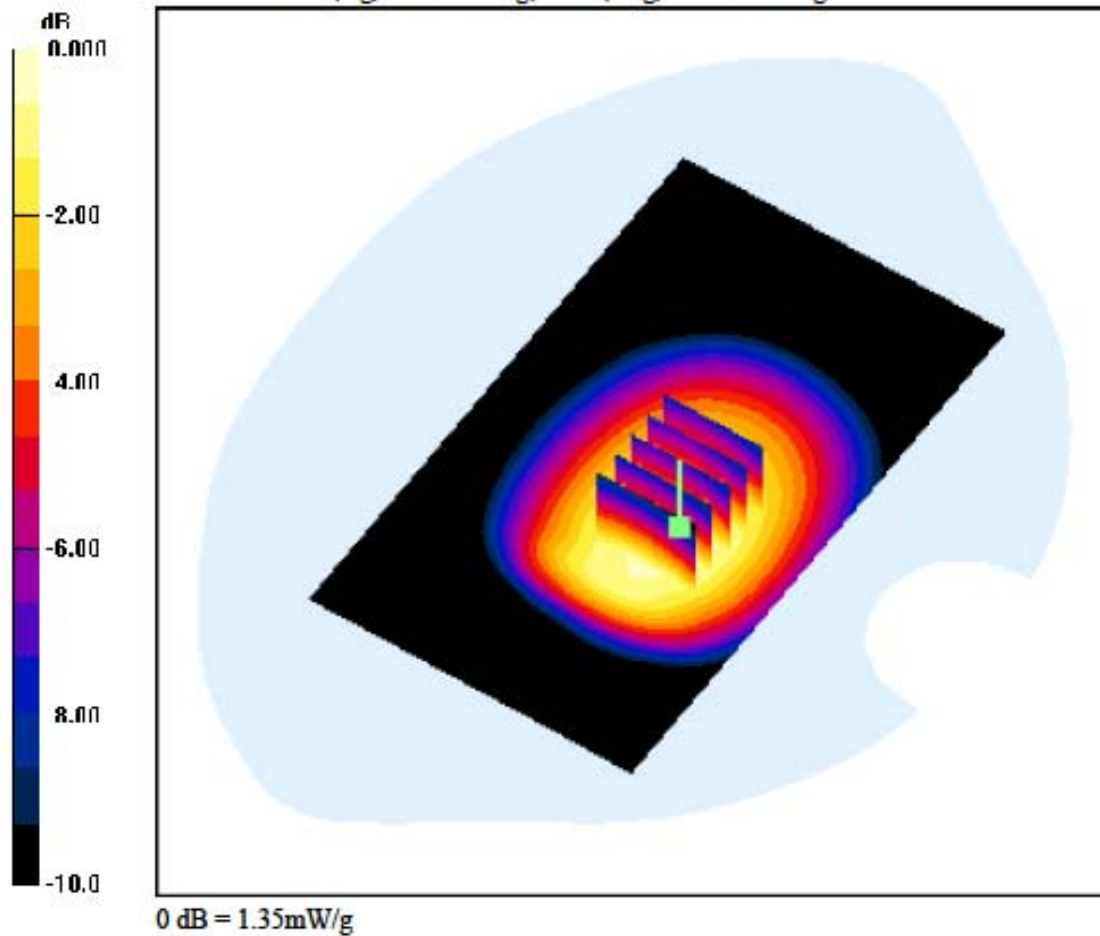
**DASY4 Configuration:**

Probe: EX3DV4 - SN3643; ConvF(8.97, 8.97, 8.97); Calibrated: 2011-01-24; Electronics: DAE3 Sn519  
Phantom: SAM with 835MHz; Type: SAM; Serial: TP-1223  
Measurement SW: DASY4, V4.7 Build 80; Postprocessing SW: SEMCAD, V1.8 Build 186

Test Date: 2011-08-25; Ambient Temp: 22.2; Tissue Temp: 22.4

**1cm space from Body, Rear, GSM850 GPRS Class II Ch. 251, Ant Internal**

**Area Scan (71x121x1):** Measurement grid:  $dx=15\text{mm}$ ,  $dy=15\text{mm}$   
**Zoom Scan (5x5x7)/Cube 0:** Measurement grid:  $dx=8\text{mm}$ ,  $dy=8\text{mm}$ ,  $dz=5\text{mm}$   
Power Drift = 0.018 dB  
Peak SAR (extrapolated) = 1.55 W/kg  
SAR(1 g) = 1.18 W/kg; SAR(10 g) = 0.860 W/kg



**DIGITAL EMC CO., LTD****DUT: LG-E510g; Type: Bar**

Communication System: GSM 850; Frequency: 824.2 MHz; Duty Cycle: 1:2.075  
 Medium parameters used:  $f = 824.2 \text{ MHz}$ ;  $\sigma = 0.939 \text{ mho/m}$ ;  $\epsilon_r = 54.5$ ;  $\rho = 1000 \text{ kg/m}^3$   
 Phantom section: Flat Section

**DASY4 Configuration:**

Probe: EX3DV4 - SN3643; ConvF(8.97, 8.97, 8.97); Calibrated: 2011-01-24; Electronics: DAE3 Sn519  
 Phantom: SAM with 835MHz; Type: SAM; Serial: TP-1223  
 Measurement SW: DASY4, V4.7 Build 80; Postprocessing SW: SEMCAD, V1.8 Build 186

Test Date: 2011-08-25; Ambient Temp: 22.2; Tissue Temp: 22.4

**1cm space from Body, Rear, GSM850 GPRS Class 12 Ch. 128, Ant Internal**

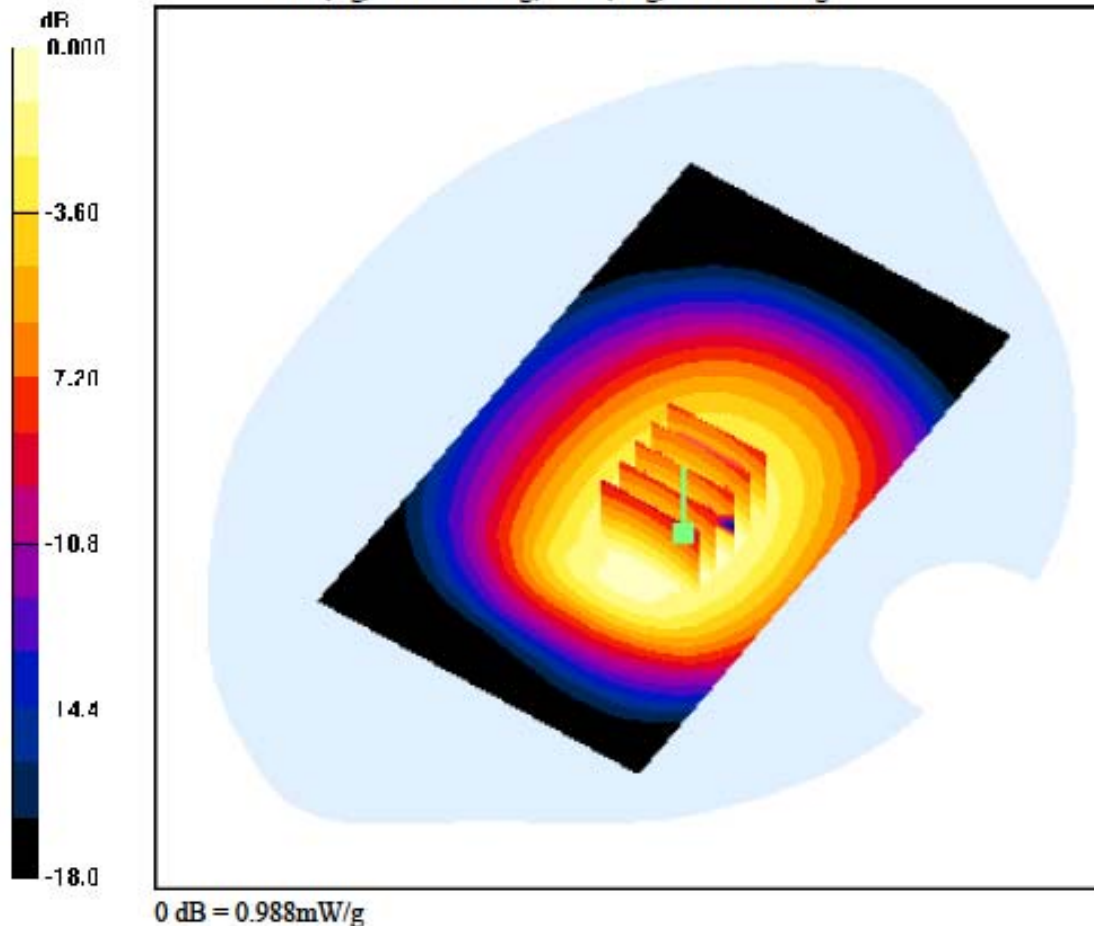
**Area Scan (71x121x1):** Measurement grid:  $dx=15\text{mm}$ ,  $dy=15\text{mm}$

**Zoom Scan (5x5x7)/Cube 0:** Measurement grid:  $dx=8\text{mm}$ ,  $dy=8\text{mm}$ ,  $dz=5\text{mm}$

Power Drift = 0.007 dB

Peak SAR (extrapolated) = 1.12 W/kg

SAR(1 g) = 0.854 W/kg; SAR(10 g) = 0.621 W/kg





**DIGITAL EMC CO., LTD****DUT: LG-E510g; Type: Bar**

Communication System: GSM 850; Frequency: 836.6 MHz; Duty Cycle: 1:2.075  
 Medium parameters used:  $f = 836.6 \text{ MHz}$ ;  $\sigma = 0.962 \text{ mho/m}$ ;  $\epsilon_r = 54.7$ ;  $\rho = 1000 \text{ kg/m}^3$   
 Phantom section: Flat Section

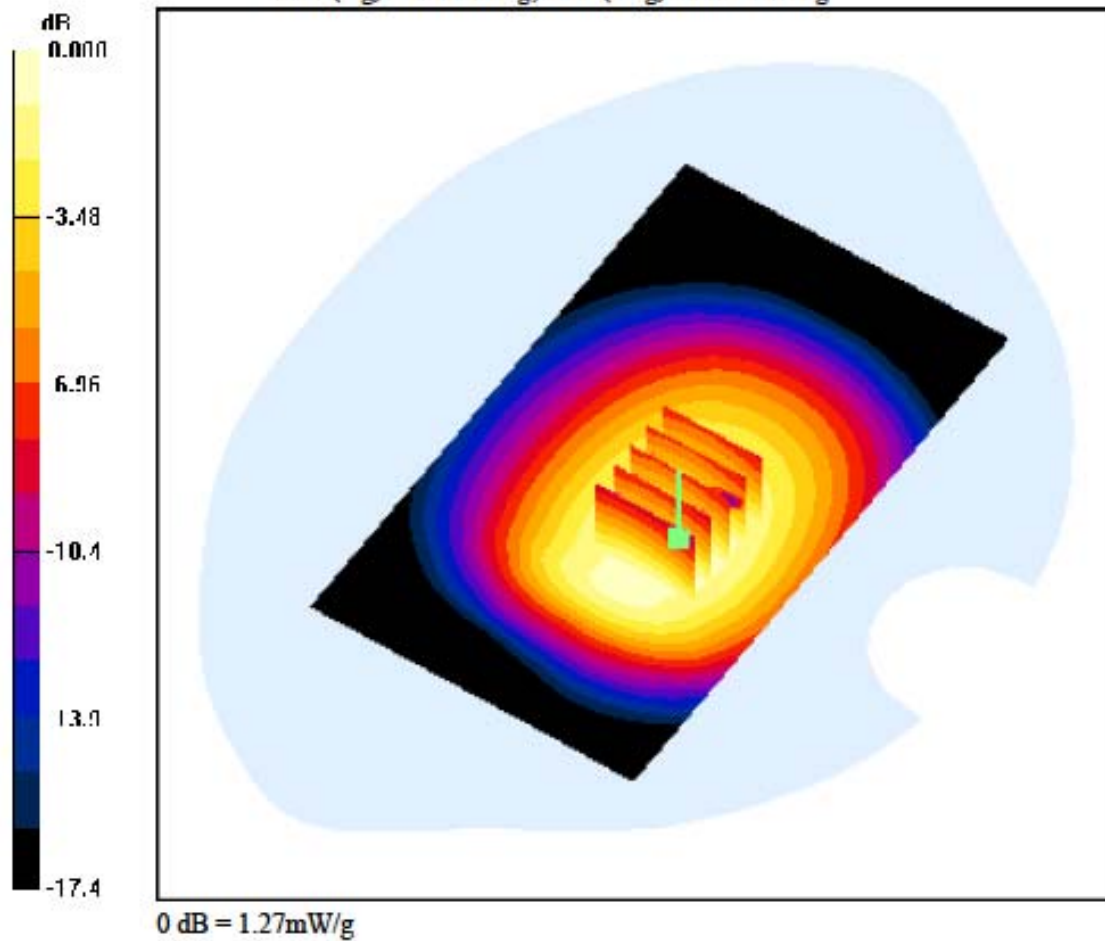
**DASY4 Configuration:**

Probe: EX3DV4 - SN3643; ConvF(8.97, 8.97, 8.97); Calibrated: 2011-01-24; Electronics: DAE3 Sn519  
 Phantom: SAM with 835MHz; Type: SAM; Serial: TP-1223  
 Measurement SW: DASY4, V4.7 Build 80; Postprocessing SW: SEMCAD, V1.8 Build 186

Test Date: 2011-08-25; Ambient Temp: 22.2; Tissue Temp: 22.4

**1cm space from Body, Rear, GSM850 GPRS Class 12 Ch. 190, Ant Internal**

**Area Scan (71x121x1):** Measurement grid:  $dx=15\text{mm}$ ,  $dy=15\text{mm}$   
**Zoom Scan (5x5x7)/Cube 0:** Measurement grid:  $dx=8\text{mm}$ ,  $dy=8\text{mm}$ ,  $dz=5\text{mm}$   
 Power Drift = -0.065 dB  
 Peak SAR (extrapolated) = 1.48 W/kg  
 SAR(1 g) = 1.11 W/kg; SAR(10 g) = 0.783 W/kg



**DIGITAL EMC CO., LTD****DUT: LG-E510g; Type: Bar**

Communication System: GSM 850; Frequency: 848.8 MHz; Duty Cycle: 1:2.075  
Medium parameters used:  $f = 848.8 \text{ MHz}$ ;  $\sigma = 0.986 \text{ mho/m}$ ;  $\epsilon_r = 54.9$ ;  $\rho = 1000 \text{ kg/m}^3$   
Phantom section: Flat Section

**DASY4 Configuration:**

Probe: EX3DV4 - SN3643; ConvF(8.97, 8.97, 8.97); Calibrated: 2011-01-24; Electronics: DAE3 Sn519  
Phantom: SAM with 835MHz; Type: SAM; Serial: TP-1223  
Measurement SW: DASY4, V4.7 Build 80; Postprocessing SW: SEMCAD, V1.8 Build 186

Test Date: 2011-08-25; Ambient Temp: 22.2; Tissue Temp: 22.4

**1cm space from Body, Rear, GSM850 GPRS Class 12 Ch. 251, Ant Internal**

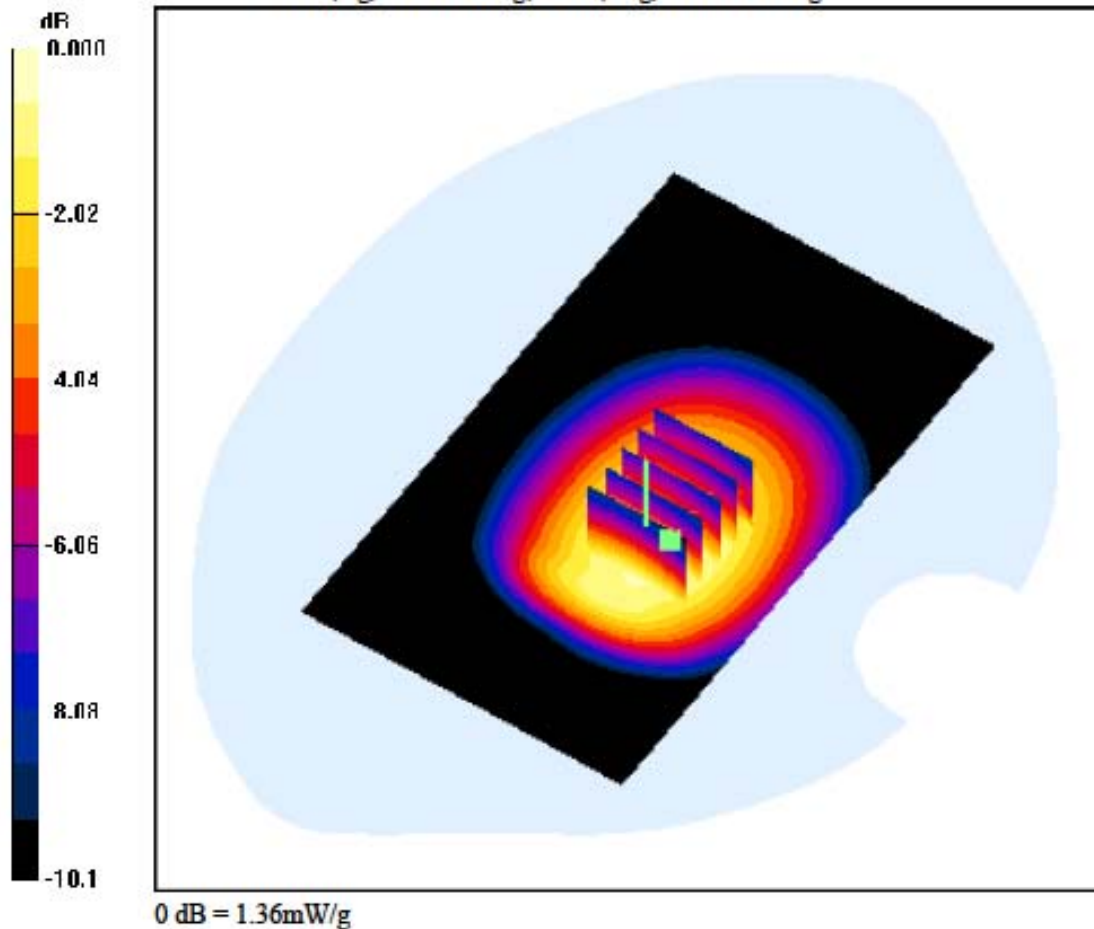
**Area Scan (71x121x1):** Measurement grid:  $dx=15\text{mm}$ ,  $dy=15\text{mm}$

**Zoom Scan (5x5x7)/Cube 0:** Measurement grid:  $dx=8\text{mm}$ ,  $dy=8\text{mm}$ ,  $dz=5\text{mm}$

Power Drift = 0.005 dB

Peak SAR (extrapolated) = 1.58 W/kg

SAR(1 g) = 1.19 W/kg; SAR(10 g) = 0.860 W/kg



**DIGITAL EMC CO., LTD****DUT: LG-E510g; Type: Bar**

Communication System: GSM 850; Frequency: 836.6 MHz; Duty Cycle: 1:2.075  
Medium parameters used:  $f = 836.6 \text{ MHz}$ ;  $\sigma = 0.962 \text{ mho/m}$ ;  $\epsilon_r = 54.7$ ;  $\rho = 1000 \text{ kg/m}^3$   
Phantom section: Flat Section

**DASY4 Configuration:**

Probe: EX3DV4 - SN3643; ConvF(8.97, 8.97, 8.97); Calibrated: 2011-01-24; Electronics: DAE3 Sn519  
Phantom: SAM with 835MHz; Type: SAM; Serial: TP-1223  
Measurement SW: DASY4, V4.7 Build 80; Postprocessing SW: SEMCAD, V1.8 Build 186

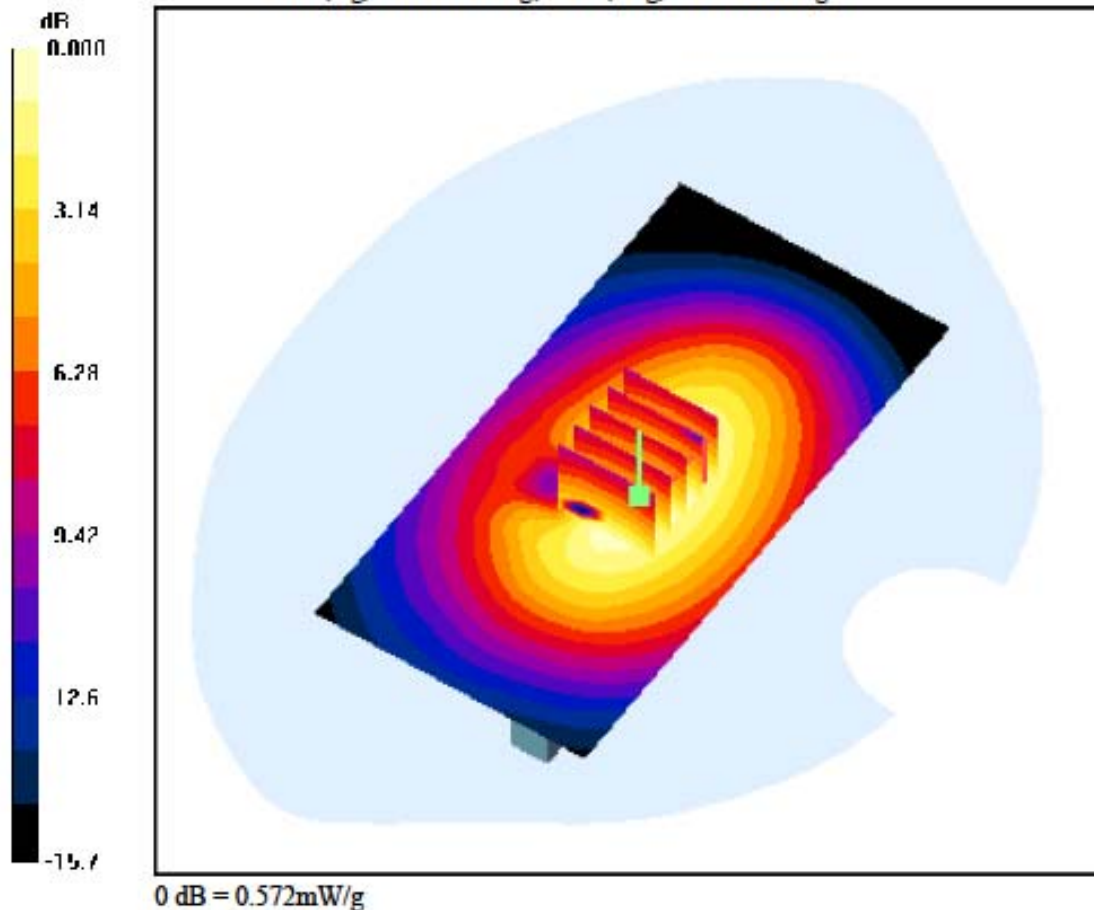
Test Date: 2011-08-25; Ambient Temp: 22.2; Tissue Temp: 22.4

**1cm space from Body, Right, GSM850 GPRS Class 12 Ch. 190, Ant Internal****Area Scan (61x121x1):** Measurement grid:  $dx=15\text{mm}$ ,  $dy=15\text{mm}$ **Zoom Scan (5x5x7)/Cube 0:** Measurement grid:  $dx=8\text{mm}$ ,  $dy=8\text{mm}$ ,  $dz=5\text{mm}$ 

Power Drift = -0.007 dB

Peak SAR (extrapolated) = 0.782 W/kg

SAR(1 g) = 0.487 W/kg; SAR(10 g) = 0.339 W/kg



**DIGITAL EMC CO., LTD****DUT: LG-E510g; Type: Bar**

Communication System: GSM 850; Frequency: 836.6 MHz; Duty Cycle: 1:2.075  
Medium parameters used:  $f = 836.6$  MHz;  $\sigma = 0.962$  mho/m;  $\epsilon_r = 54.7$ ;  $\rho = 1000$  kg/m<sup>3</sup>  
Phantom section: Flat Section

**DASY4 Configuration:**

Probe: EX3DV4 - SN3643; ConvF(8.97, 8.97, 8.97); Calibrated: 2011-01-24; Electronics: DAE3 Sn519  
Phantom: SAM with 835MHz; Type: SAM; Serial: TP-1223  
Measurement SW: DASY4, V4.7 Build 80; Postprocessing SW: SEMCAD, V1.8 Build 186

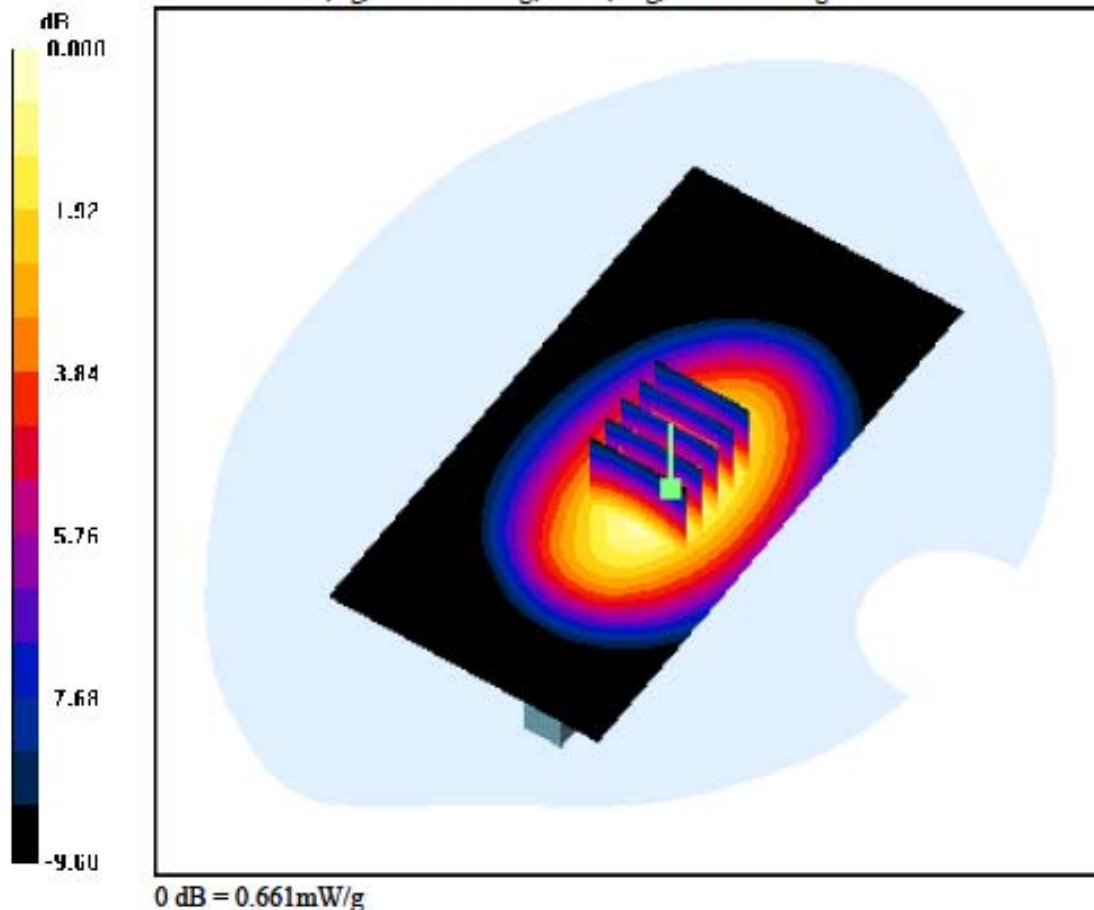
Test Date: 2011-08-25; Ambient Temp: 22.2; Tissue Temp: 22.4

**1cm space from Body, Left, GSM850 GPRS Class 12 Ch. 190, Ant Internal****Area Scan (61x121x1):** Measurement grid: dx=15mm, dy=15mm**Zoom Scan (5x5x7)/Cube 0:** Measurement grid: dx=8mm, dy=8mm, dz=5mm

Power Drift = -0.063 dB

Peak SAR (extrapolated) = 1.39 W/kg

SAR(1 g) = 0.557 W/kg; SAR(10 g) = 0.380 W/kg



**DIGITAL EMC CO., LTD****DUT: LG-E510g; Type: Bar**

Communication System: PCS1900; Frequency: 1880 MHz; Duty Cycle: 1:2.075  
Medium parameters used:  $f = 1880$  MHz;  $\sigma = 1.52$  mho/m;  $\epsilon_r = 53.1$ ;  $\rho = 1000$  kg/m<sup>3</sup>  
Phantom section: Flat Section

**DASY4 Configuration:**

Probe: EX3DV4 - SN3643; ConvF(7.19, 7.19, 7.19); Calibrated: 2011-01-24; Electronics: DAE3 Sn519  
Phantom: SAM 1800/1900 MHz; Type: SAM; Serial: TP-1224  
Measurement SW: DASY4, V4.7 Build 80; Postprocessing SW: SEMCAD, V1.8 Build 186

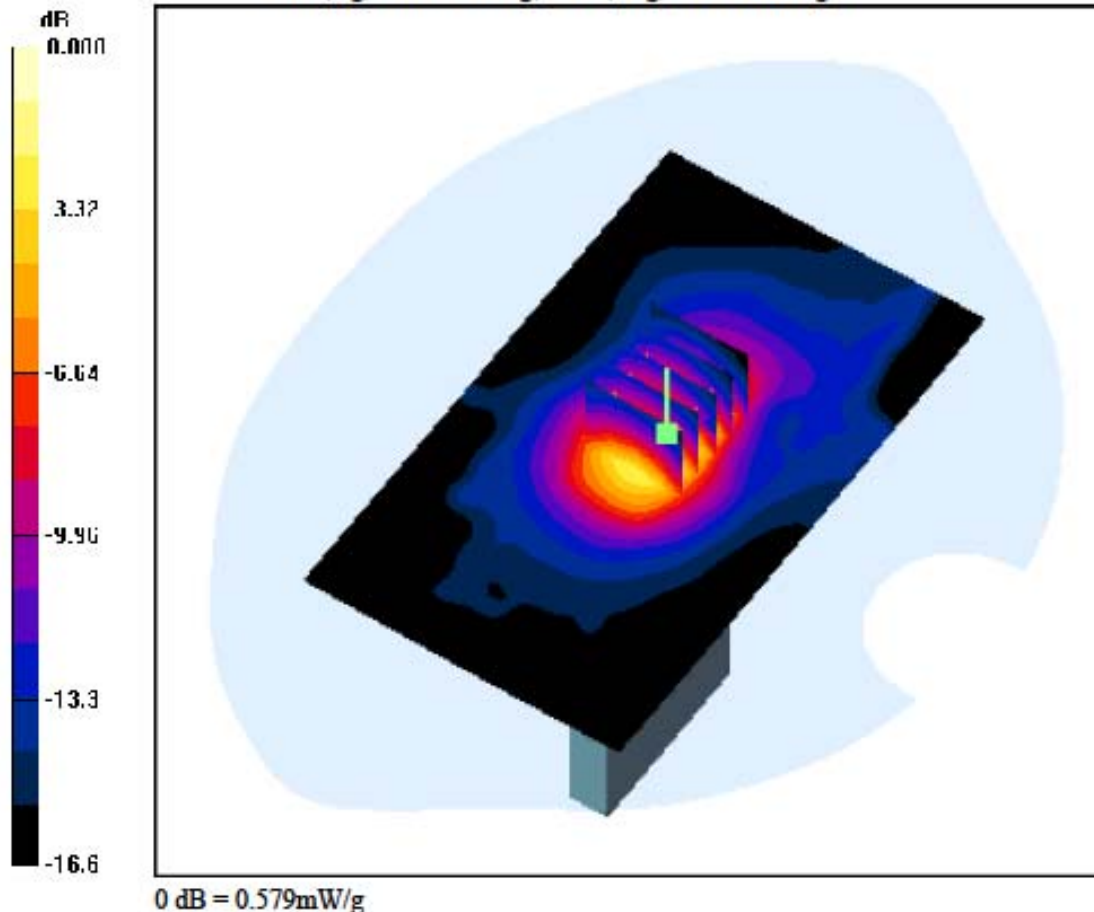
Test Date: 2011-08-27; Ambient Temp: 22.1; Tissue Temp: 22.3

**1cm space from Body, Bottom, PCS1900 GPRS Class 12 Ch. 661, Ant Internal****Area Scan (71x121x1):** Measurement grid: dx=15mm, dy=15mm**Zoom Scan (5x5x7)/Cube 0:** Measurement grid: dx=8mm, dy=8mm, dz=5mm

Power Drift = 0.181 dB

Peak SAR (extrapolated) = 0.764 W/kg

SAR(1 g) = 0.440 W/kg; SAR(10 g) = 0.231 W/kg



**DIGITAL EMC CO., LTD****DUT: LG-E510g; Type: Bar**

Communication System: PCS1900; Frequency: 1880 MHz; Duty Cycle: 1:2.075  
 Medium parameters used:  $f = 1880$  MHz;  $\sigma = 1.52$  mho/m;  $\epsilon_r = 53.1$ ;  $\rho = 1000$  kg/m<sup>3</sup>  
 Phantom section: Flat Section

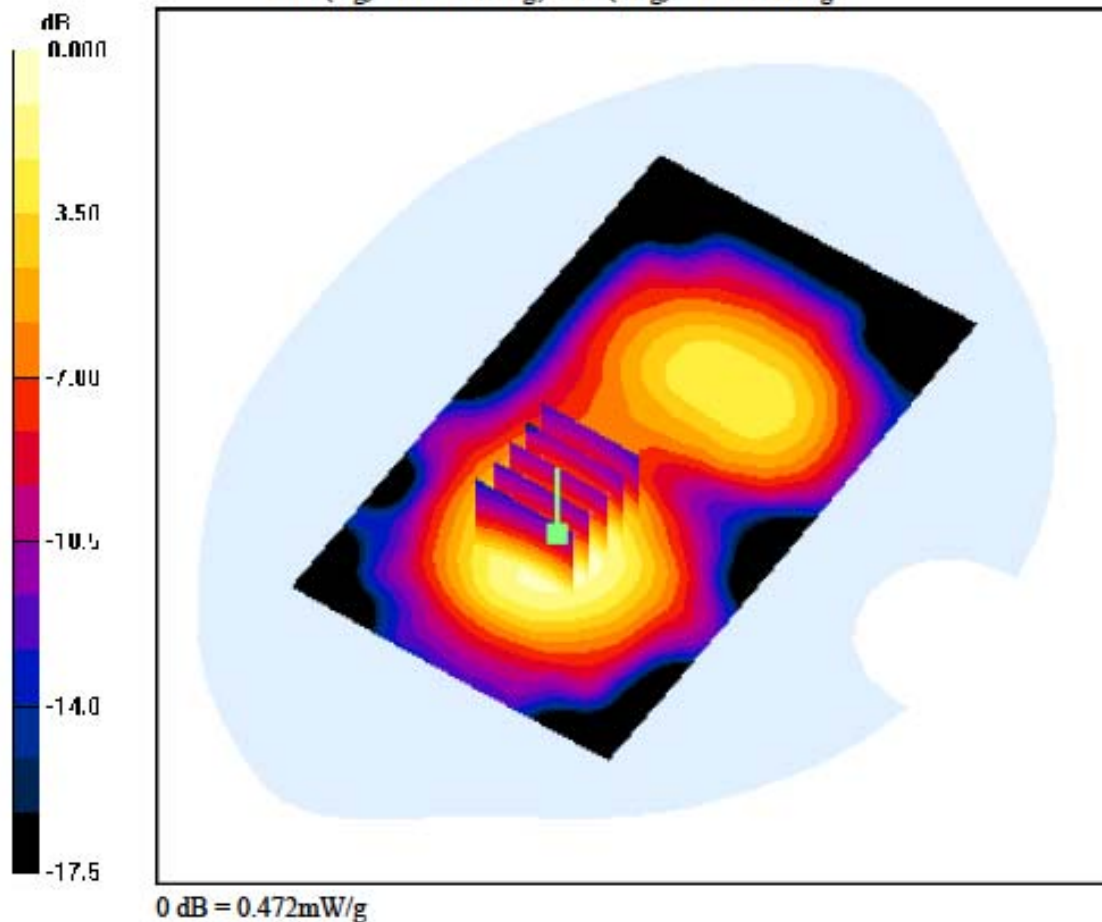
**DASY4 Configuration:**

Probe: EX3DV4 - SN3643; ConvF(7.19, 7.19, 7.19); Calibrated: 2011-01-24; Electronics: DAE3 Sn519  
 Phantom: SAM 1800/1900 MHz; Type: SAM; Serial: TP-1224  
 Measurement SW: DASY4, V4.7 Build 80; Postprocessing SW: SEMCAD, V1.8 Build 186

Test Date: 2011-08-27; Ambient Temp: 22.1; Tissue Temp: 22.3

**1cm space from Body, Front, PCS1900 GPRS Class 12 Ch. 661, Ant Internal**

**Area Scan (71x121x1):** Measurement grid: dx=15mm, dy=15mm  
**Zoom Scan (5x5x7)/Cube 0:** Measurement grid: dx=8mm, dy=8mm, dz=5mm  
 Power Drift = -0.058 dB  
 Peak SAR (extrapolated) = 0.594 W/kg  
 SAR(1 g) = 0.375 W/kg; SAR(10 g) = 0.228 W/kg



**DIGITAL EMC CO., LTD****DUT: LG-E510g; Type: Bar**

Communication System: PCS1900; Frequency: 1880 MHz; Duty Cycle: 1:8.3  
 Medium parameters used:  $f = 1880$  MHz;  $\sigma = 1.52$  mho/m;  $\epsilon_r = 53.1$ ;  $\rho = 1000$  kg/m<sup>3</sup>  
 Phantom section: Flat Section

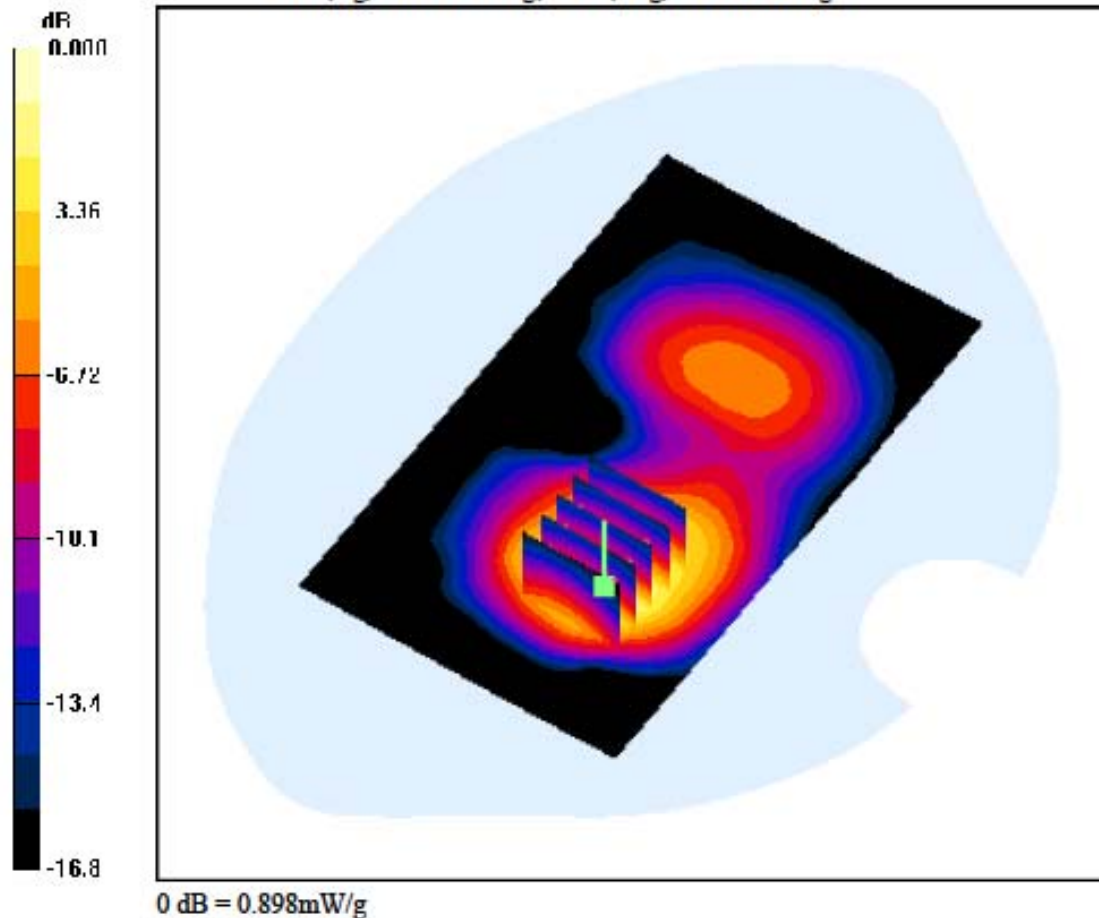
**DASY4 Configuration:**

Probe: EX3DV4 - SN3643; ConvF(7.19, 7.19, 7.19); Calibrated: 2011-01-24; Electronics: DAE3 Sn519  
 Phantom: SAM 1800/1900 MHz; Type: SAM; Serial: TP-1224  
 Measurement SW: DASY4, V4.7 Build 80; Postprocessing SW: SEMCAD, V1.8 Build 186

Test Date: 2011-08-27; Ambient Temp: 22.1; Tissue Temp: 22.3

**1cm space from Body, Rear, PCS1900 Ch. 661, Ant Internal**

**Area Scan (71x121x1):** Measurement grid: dx=15mm, dy=15mm  
**Zoom Scan (5x5x7)/Cube 0:** Measurement grid: dx=8mm, dy=8mm, dz=5mm  
 Power Drift = -0.183 dB  
 Peak SAR (extrapolated) = 1.24 W/kg  
 SAR(1 g) = 0.682 W/kg; SAR(10 g) = 0.366 W/kg



**DIGITAL EMC CO., LTD****DUT: LG-E510g; Type: Bar**

Communication System: PCS1900; Frequency: 1880 MHz; Duty Cycle: 1:8.3  
 Medium parameters used:  $f = 1880 \text{ MHz}$ ;  $\sigma = 1.52 \text{ mho/m}$ ;  $\epsilon_r = 53.1$ ;  $\rho = 1000 \text{ kg/m}^3$   
 Phantom section: Flat Section

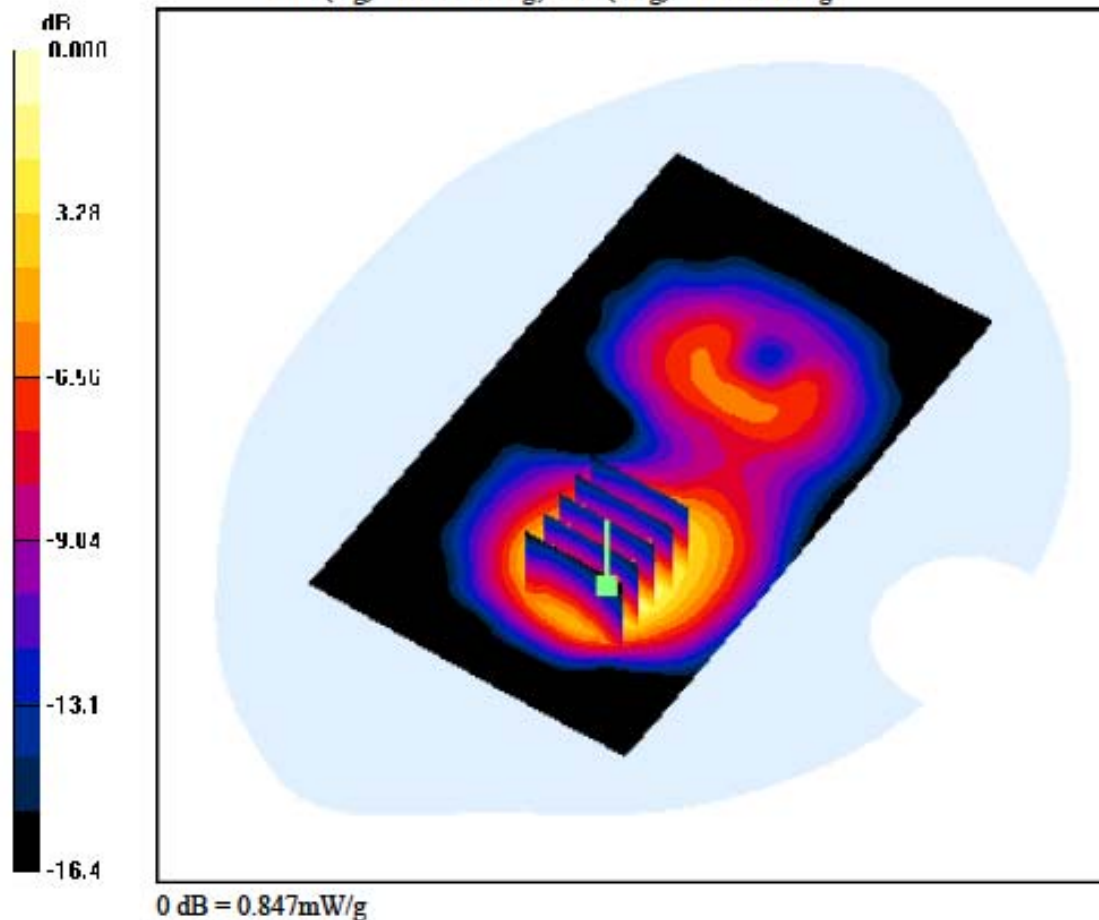
**DASY4 Configuration:**

Probe: EX3DV4 - SN3643; ConvF(7.19, 7.19, 7.19); Calibrated: 2011-01-24; Electronics: DAE3 Sn519  
 Phantom: SAM 1800/1900 MHz; Type: SAM; Serial: TP-1224  
 Measurement SW: DASY4, V4.7 Build 80; Postprocessing SW: SEMCAD, V1.8 Build 186

Test Date: 2011-08-27; Ambient Temp: 22.1; Tissue Temp: 22.3

**1cm space from Body, Rear, PCS1900 GPRS Class 8 Ch. 661, Ant Internal**

**Area Scan (71x121x1):** Measurement grid:  $dx=15\text{mm}$ ,  $dy=15\text{mm}$   
**Zoom Scan (5x5x7)/Cube 0:** Measurement grid:  $dx=8\text{mm}$ ,  $dy=8\text{mm}$ ,  $dz=5\text{mm}$   
 Power Drift = -0.156 dB  
 Peak SAR (extrapolated) = 1.17 W/kg  
 SAR(1 g) = 0.655 W/kg; SAR(10 g) = 0.353 W/kg





**DIGITAL EMC CO., LTD****DUT: LG-E510g; Type: Bar**

Communication System: PCS1900; Frequency: 1880 MHz; Duty Cycle: 1:4.15  
 Medium parameters used:  $f = 1880$  MHz;  $\sigma = 1.52$  mho/m;  $\epsilon_r = 53.1$ ;  $\rho = 1000$  kg/m<sup>3</sup>  
 Phantom section: Flat Section

**DASY4 Configuration:**

Probe: EX3DV4 - SN3643; ConvF(7.19, 7.19, 7.19); Calibrated: 2011-01-24; Electronics: DAE3 Sn519  
 Phantom: SAM 1800/1900 MHz; Type: SAM; Serial: TP-1224  
 Measurement SW: DASY4, V4.7 Build 80; Postprocessing SW: SEMCAD, V1.8 Build 186

Test Date: 2011-08-27; Ambient Temp: 22.1; Tissue Temp: 22.3

**1cm space from Body, Rear, PCS1900 GPRS Class 10 Ch. 661, Ant Internal**

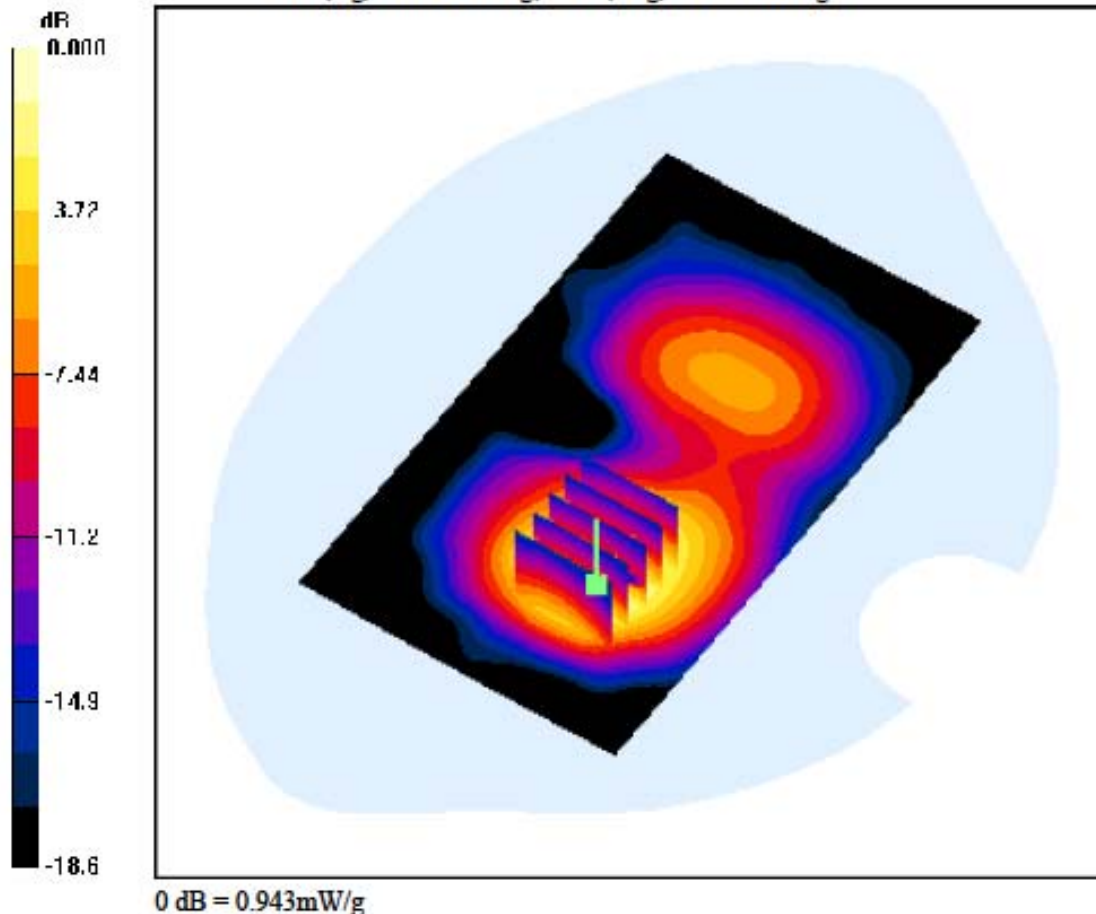
**Area Scan (71x121x1):** Measurement grid: dx=15mm, dy=15mm

**Zoom Scan (5x5x7)/Cube 0:** Measurement grid: dx=8mm, dy=8mm, dz=5mm

Power Drift = -0.081 dB

Peak SAR (extrapolated) = 1.20 W/kg

SAR(1 g) = 0.728 W/kg; SAR(10 g) = 0.385 W/kg



**DIGITAL EMC CO., LTD****DUT: LG-E510g; Type: Bar**

Communication System: PCS1900; Frequency: 1850.2 MHz; Duty Cycle: 1:2.77  
Medium parameters used:  $f = 1850.2$  MHz;  $\sigma = 1.5$  mho/m;  $\epsilon_r = 53$ ;  $\rho = 1000$  kg/m<sup>3</sup>  
Phantom section: Flat Section

**DASY4 Configuration:**

Probe: EX3DV4 - SN3643; ConvF(7.19, 7.19, 7.19); Calibrated: 2011-01-24; Electronics: DAE3 Sn519  
Phantom: SAM 1800/1900 MHz; Type: SAM; Serial: TP-1224  
Measurement SW: DASY4, V4.7 Build 80; Postprocessing SW: SEMCAD, V1.8 Build 186

Test Date: 2011-08-27; Ambient Temp: 22.1; Tissue Temp: 22.3

**1cm space from Body, Rear, PCS1900 GPRS Class 11 Ch. 512, Ant Internal**

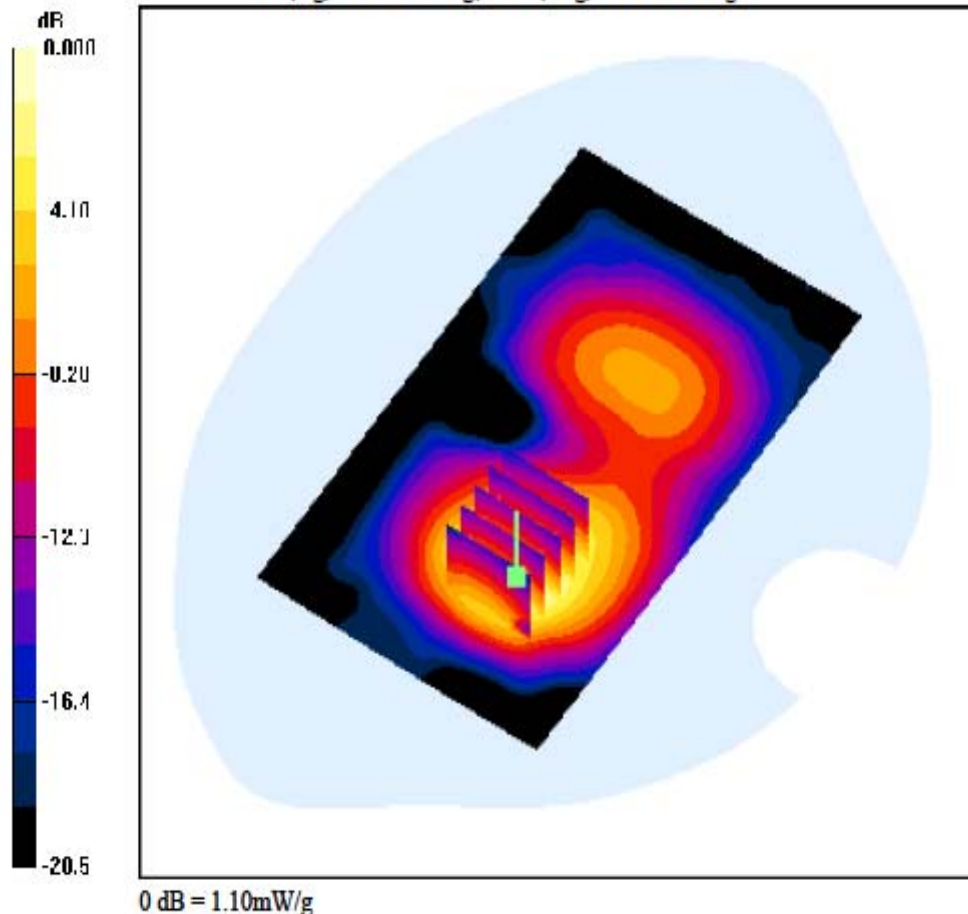
**Area Scan (71x121x1):** Measurement grid: dx=15mm, dy=15mm

**Zoom Scan (5x5x7)/Cube 0:** Measurement grid: dx=8mm, dy=8mm, dz=5mm

Power Drift = -0.129 dB

Peak SAR (extrapolated) = 1.49 W/kg

SAR(1 g) = 0.842 W/kg; SAR(10 g) = 0.449 W/kg



**DIGITAL EMC CO., LTD****DUT: LG-E510g; Type: Bar**

Communication System: PCS1900; Frequency: 1880 MHz; Duty Cycle: 1:2.77  
Medium parameters used:  $f = 1880$  MHz;  $\sigma = 1.52$  mho/m;  $\epsilon_r = 53.1$ ;  $\rho = 1000$  kg/m<sup>3</sup>  
Phantom section: Flat Section

**DASY4 Configuration:**

Probe: EX3DV4 - SN3643; ConvF(7.19, 7.19, 7.19); Calibrated: 2011-01-24; Electronics: DAE3 Sn519  
Phantom: SAM 1800/1900 MHz; Type: SAM; Serial: TP-1224  
Measurement SW: DASY4, V4.7 Build 80; Postprocessing SW: SEMCAD, V1.8 Build 186

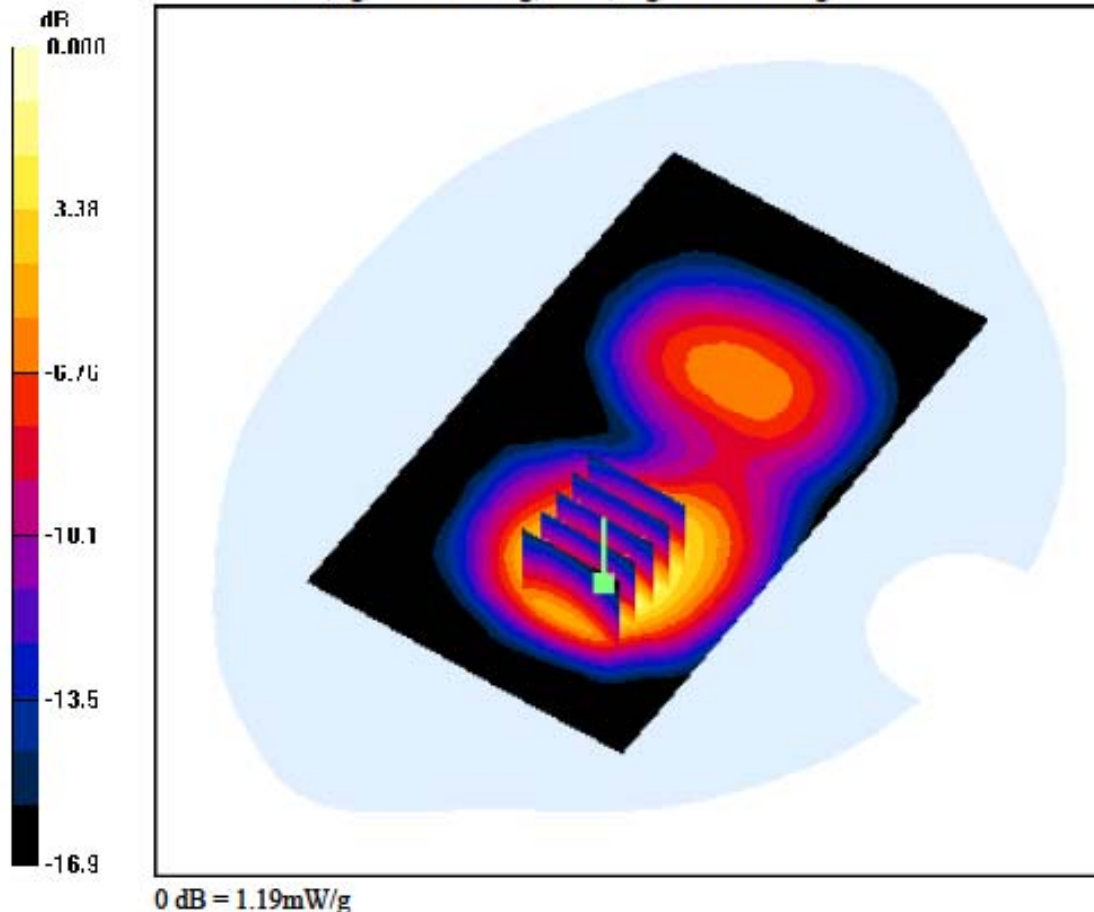
Test Date: 2011-08-27; Ambient Temp: 22.1; Tissue Temp: 22.3

**1cm space from Body, Rear, PCS1900 GPRS Class 11 Ch. 661, Ant Internal****Area Scan (71x121x1):** Measurement grid: dx=15mm, dy=15mm**Zoom Scan (5x5x7)/Cube 0:** Measurement grid: dx=8mm, dy=8mm, dz=5mm

Power Drift = -0.063 dB

Peak SAR (extrapolated) = 1.61 W/kg

SAR(1 g) = 0.911 W/kg; SAR(10 g) = 0.488 W/kg



**DIGITAL EMC CO., LTD****DUT: LG-E510g; Type: Bar**

Communication System: PCS1900; Frequency: 1909.8 MHz; Duty Cycle: 1:2.77  
 Medium parameters used:  $f = 1909.8 \text{ MHz}$ ;  $\sigma = 1.56 \text{ mho/m}$ ;  $\epsilon_r = 53.6$ ;  $\rho = 1000 \text{ kg/m}^3$   
 Phantom section: Flat Section

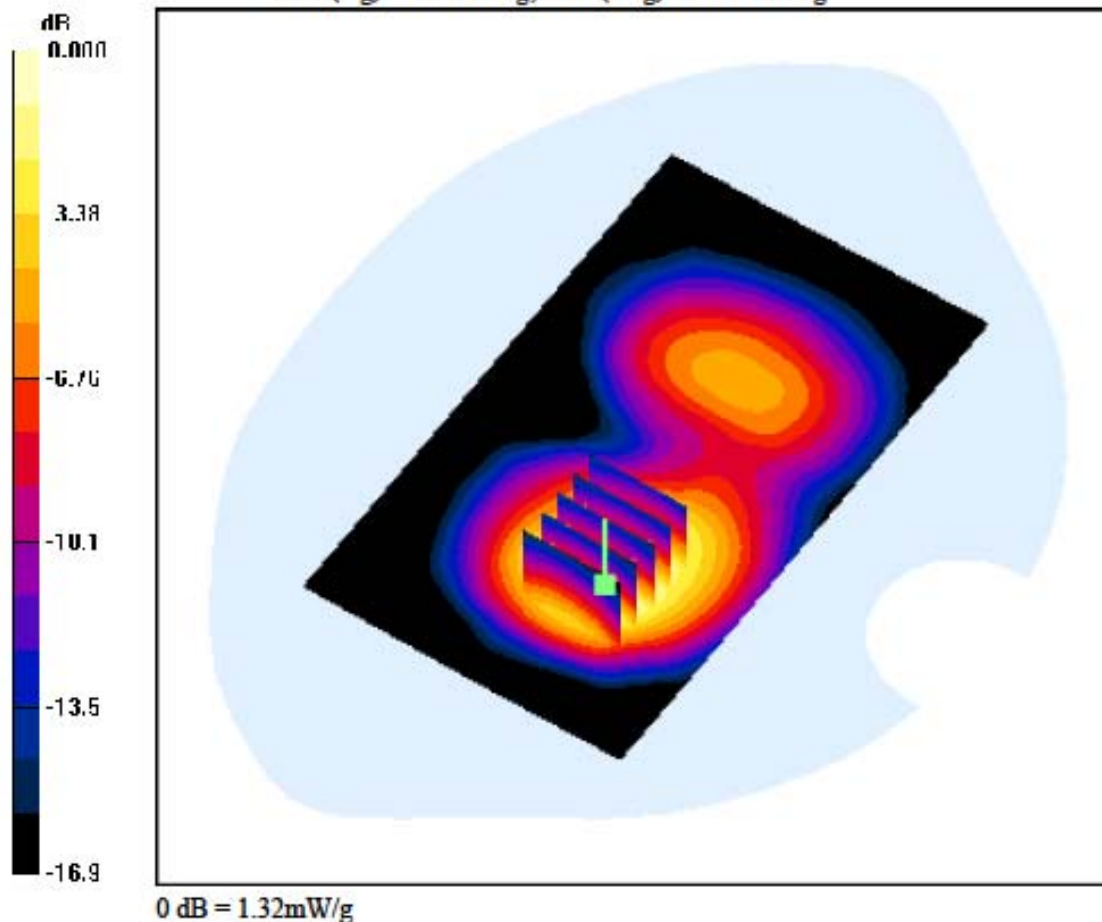
**DASY4 Configuration:**

Probe: EX3DV4 - SN3643; ConvF(7.19, 7.19, 7.19); Calibrated: 2011-01-24; Electronics: DAE3 Sn519  
 Phantom: SAM 1800/1900 MHz; Type: SAM; Serial: TP-1224  
 Measurement SW: DASY4, V4.7 Build 80; Postprocessing SW: SEMCAD, V1.8 Build 186

Test Date: 2011-08-27; Ambient Temp: 22.1; Tissue Temp: 22.3

**1cm space from Body, Rear, PCS1900 GPRS Class 11 Ch. 810, Ant Internal**

**Area Scan (71x121x1):** Measurement grid:  $dx=15\text{mm}$ ,  $dy=15\text{mm}$   
**Zoom Scan (5x5x7)/Cube 0:** Measurement grid:  $dx=8\text{mm}$ ,  $dy=8\text{mm}$ ,  $dz=5\text{mm}$   
 Power Drift = -0.165 dB  
 Peak SAR (extrapolated) = 1.90 W/kg  
 SAR(1 g) = 1.06 W/kg; SAR(10 g) = 0.584 W/kg



**DIGITAL EMC CO., LTD****DUT: LG-E510g; Type: Bar**

Communication System: PCS1900; Frequency: 1850.2 MHz; Duty Cycle: 1:2.075  
Medium parameters used:  $f = 1850.2$  MHz;  $\sigma = 1.5$  mho/m;  $\epsilon_r = 53$ ;  $\rho = 1000$  kg/m<sup>3</sup>  
Phantom section: Flat Section

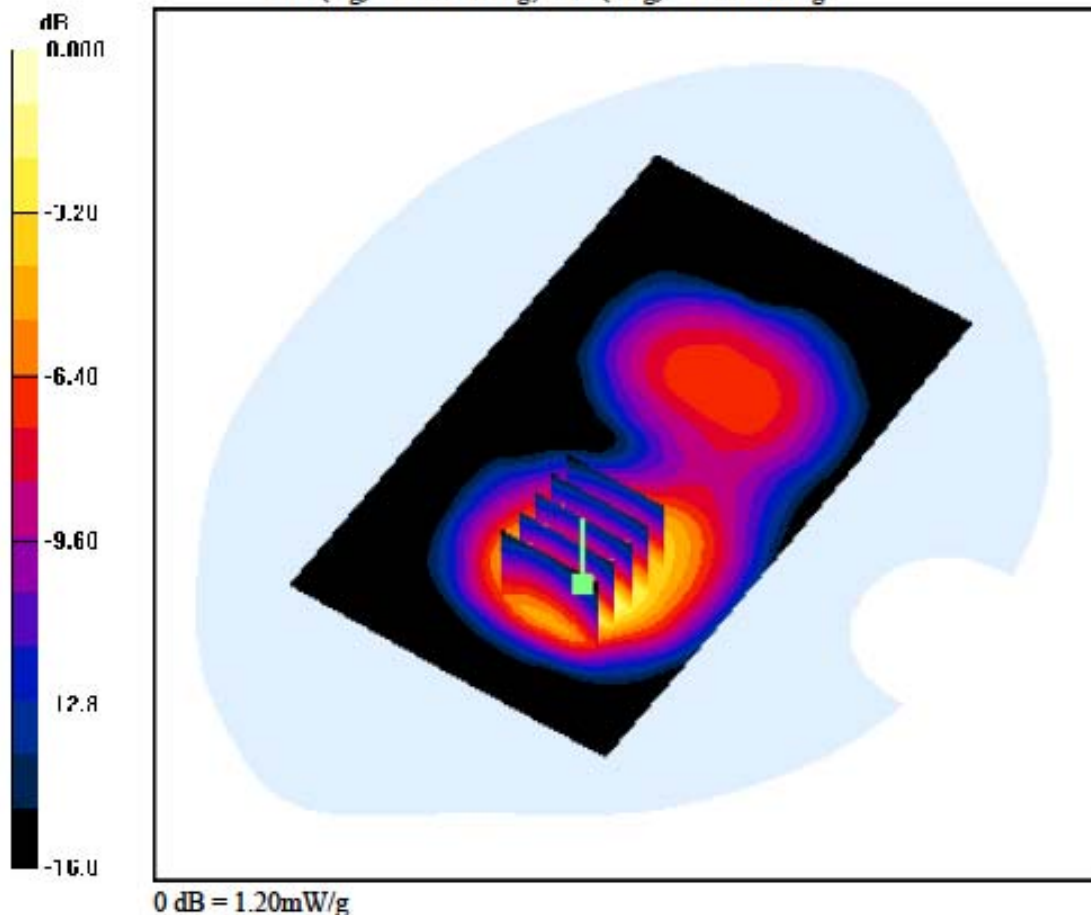
**DASY4 Configuration:**

Probe: EX3DV4 - SN3643; ConvF(7.19, 7.19, 7.19); Calibrated: 2011-01-24; Electronics: DAE3 Sn519  
Phantom: SAM 1800/1900 MHz; Type: SAM; Serial: TP-1224  
Measurement SW: DASY4, V4.7 Build 80; Postprocessing SW: SEMCAD, V1.8 Build 186

Test Date: 2011-08-27; Ambient Temp: 22.1; Tissue Temp: 22.3

**1cm space from Body, Rear, PCS1900 GPRS Class 12 Ch. 512, Ant Internal**

**Area Scan (71x121x1):** Measurement grid: dx=15mm, dy=15mm  
**Zoom Scan (5x5x7)/Cube 0:** Measurement grid: dx=8mm, dy=8mm, dz=5mm  
Power Drift = -0.098 dB  
Peak SAR (extrapolated) = 1.74 W/kg  
SAR(1 g) = 0.930 W/kg; SAR(10 g) = 0.490 W/kg



**DIGITAL EMC CO., LTD****DUT: LG-E510g; Type: Bar**

Communication System: PCS1900; Frequency: 1880 MHz; Duty Cycle: 1:2.075  
 Medium parameters used:  $f = 1880$  MHz;  $\sigma = 1.52$  mho/m;  $\epsilon_r = 53.1$ ;  $\rho = 1000$  kg/m<sup>3</sup>  
 Phantom section: Flat Section

**DASY4 Configuration:**

Probe: EX3DV4 - SN3643; ConvF(7.19, 7.19, 7.19); Calibrated: 2011-01-24; Electronics: DAE3 Sn519  
 Phantom: SAM 1800/1900 MHz; Type: SAM; Serial: TP-1224  
 Measurement SW: DASY4, V4.7 Build 80; Postprocessing SW: SEMCAD, V1.8 Build 186

Test Date: 2011-08-27; Ambient Temp: 22.1; Tissue Temp: 22.3

**1cm space from Body, Rear, PCS1900 GPRS Class 12 Ch. 661, Ant Internal**

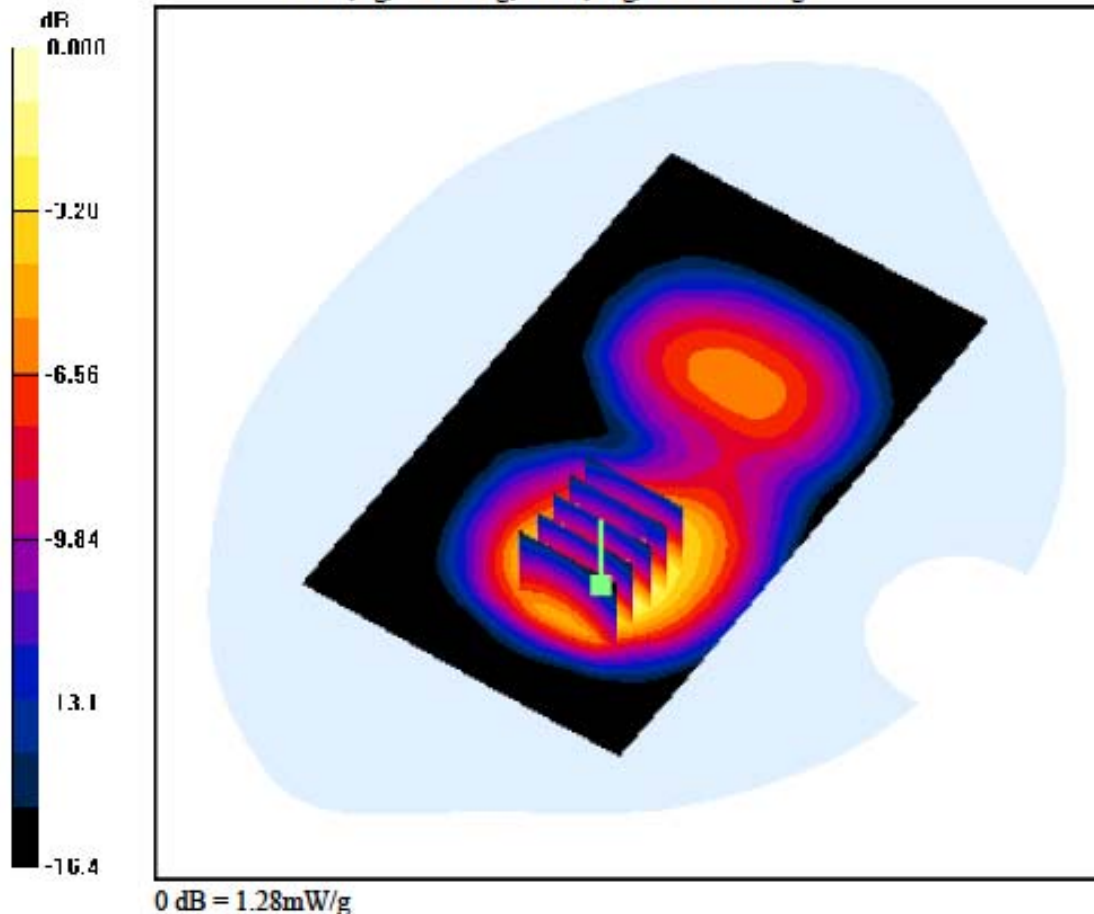
**Area Scan (71x121x1):** Measurement grid: dx=15mm, dy=15mm

**Zoom Scan (5x5x7)/Cube 0:** Measurement grid: dx=8mm, dy=8mm, dz=5mm

Power Drift = -0.183 dB

Peak SAR (extrapolated) = 1.77 W/kg

SAR(1 g) = 1 W/kg; SAR(10 g) = 0.543 W/kg



**DIGITAL EMC CO., LTD****DUT: LG-E510g; Type: Bar**

Communication System: PCS1900; Frequency: 1909.8 MHz; Duty Cycle: 1:2.075  
 Medium parameters used:  $f = 1909.8$  MHz;  $\sigma = 1.56$  mho/m;  $\epsilon_r = 53.6$ ;  $\rho = 1000$  kg/m<sup>3</sup>  
 Phantom section: Flat Section

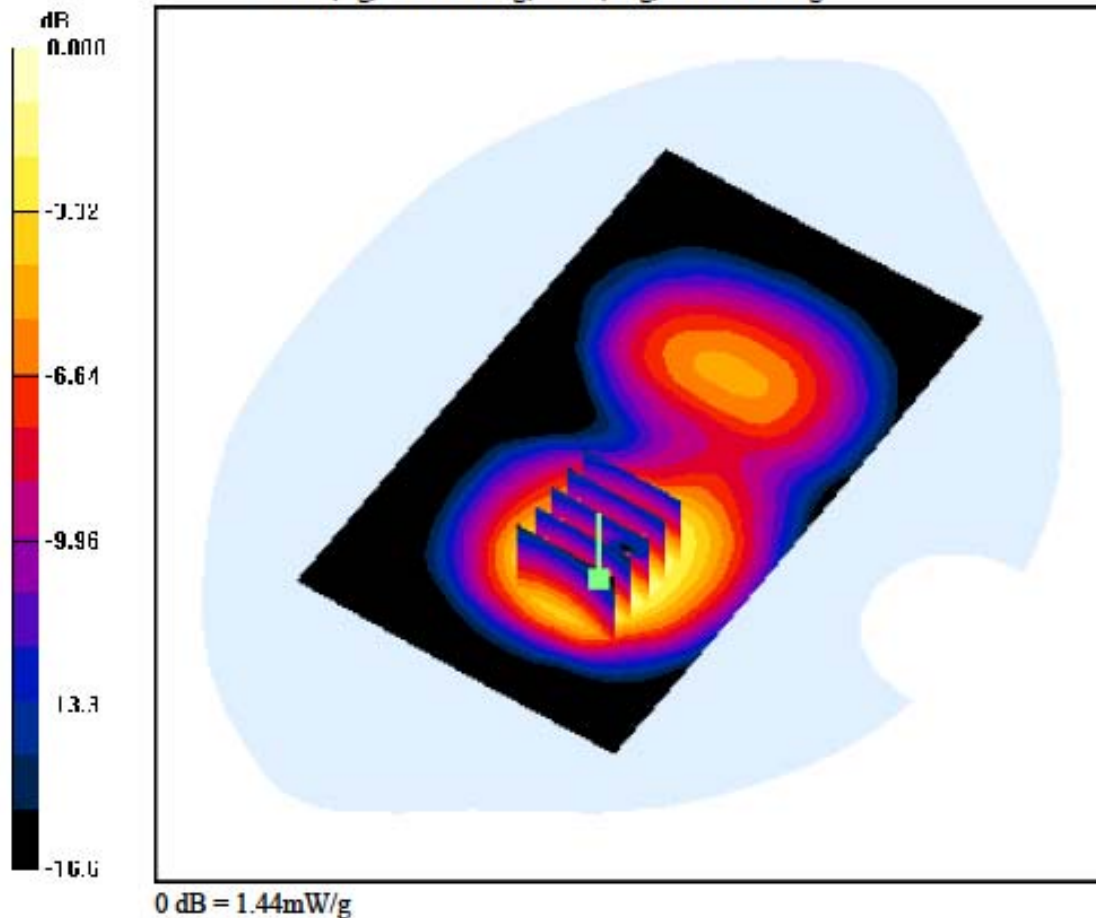
**DASY4 Configuration:**

Probe: EX3DV4 - SN3643; ConvF(7.19, 7.19, 7.19); Calibrated: 2011-01-24; Electronics: DAE3 Sn519  
 Phantom: SAM 1800/1900 MHz; Type: SAM; Serial: TP-1224  
 Measurement SW: DASY4, V4.7 Build 80; Postprocessing SW: SEMCAD, V1.8 Build 186

Test Date: 2011-08-27; Ambient Temp: 22.1; Tissue Temp: 22.3

**1cm space from Body, Rear, PCS1900 GPRS Class 12 Ch. 810, Ant Internal**

**Area Scan (71x121x1):** Measurement grid: dx=15mm, dy=15mm  
**Zoom Scan (5x5x7)/Cube 0:** Measurement grid: dx=8mm, dy=8mm, dz=5mm  
 Power Drift = -0.001 dB  
 Peak SAR (extrapolated) = 2.04 W/kg  
 SAR(1 g) = 1.14 W/kg; SAR(10 g) = 0.630 W/kg



**DIGITAL EMC CO., LTD**

**DUT: LG-E510g; Type: Bar**

Communication System: PCS1900; Frequency: 1880 MHz; Duty Cycle: 1:2.075  
 Medium parameters used:  $f = 1880 \text{ MHz}$ ;  $\sigma = 1.52 \text{ mho/m}$ ;  $\epsilon_r = 53.1$ ;  $\rho = 1000 \text{ kg/m}^3$   
 Phantom section: Flat Section

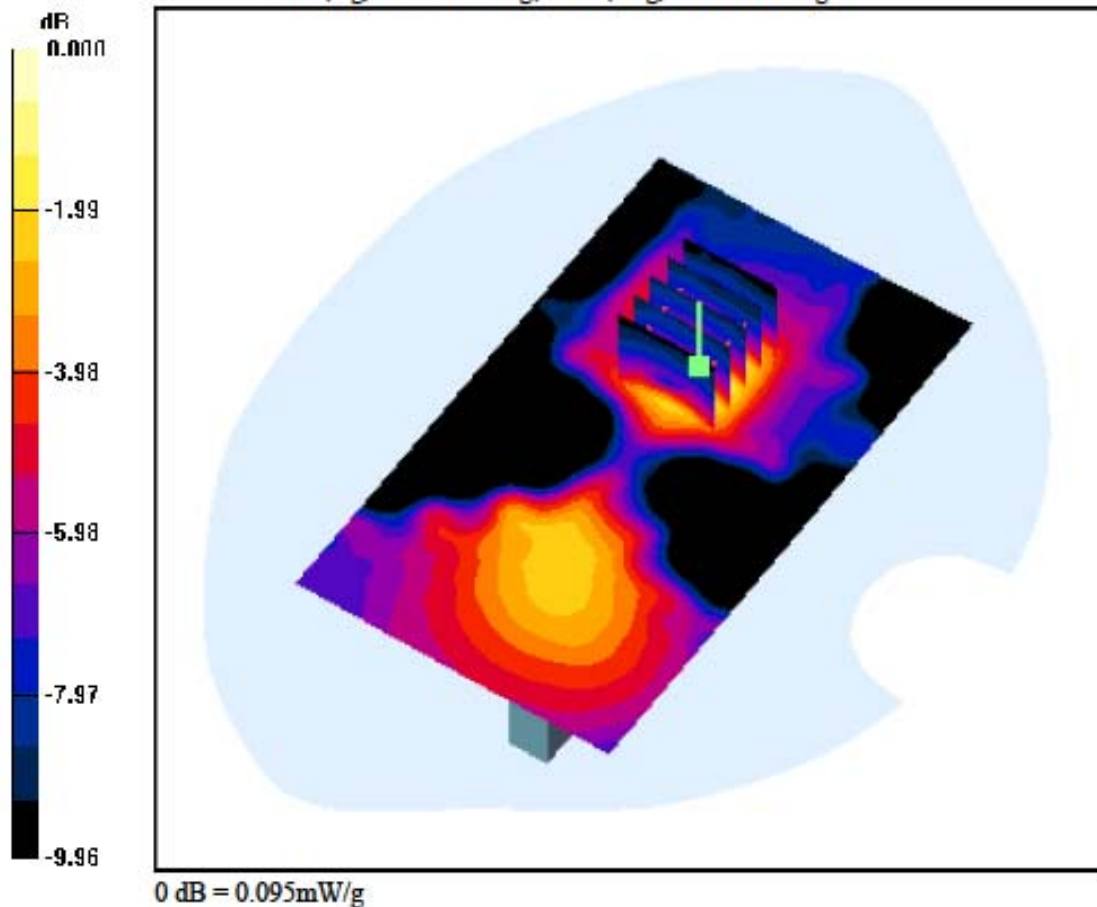
**DASY4 Configuration:**

Probe: EX3DV4 - SN3643; ConvF(7.19, 7.19, 7.19); Calibrated: 2011-01-24; Electronics: DAE3 Sn519  
 Phantom: SAM 1800/1900 MHz; Type: SAM; Serial: TP-1224  
 Measurement SW: DASY4, V4.7 Build 80; Postprocessing SW: SEMCAD, V1.8 Build 186

Test Date: 2011-08-27; Ambient Temp: 22.1; Tissue Temp: 22.3

**1cm space from Body, Right, PCS1900 GPRS Class 12 Ch. 661, Ant Internal**

**Area Scan (71x121x1):** Measurement grid:  $dx=15\text{mm}$ ,  $dy=15\text{mm}$   
**Zoom Scan (5x5x7)/Cube 0:** Measurement grid:  $dx=8\text{mm}$ ,  $dy=8\text{mm}$ ,  $dz=5\text{mm}$   
 Power Drift = -0.059 dB  
 Peak SAR (extrapolated) = 0.127 W/kg  
 SAR(1 g) = 0.075 W/kg; SAR(10 g) = 0.044 W/kg





**DIGITAL EMC CO., LTD****DUT: LG-E510g; Type: Bar**

Communication System: PCS1900; Frequency: 1880 MHz; Duty Cycle: 1:2.075  
 Medium parameters used:  $f = 1880 \text{ MHz}$ ;  $\sigma = 1.52 \text{ mho/m}$ ;  $\epsilon_r = 53.1$ ;  $\rho = 1000 \text{ kg/m}^3$   
 Phantom section: Flat Section

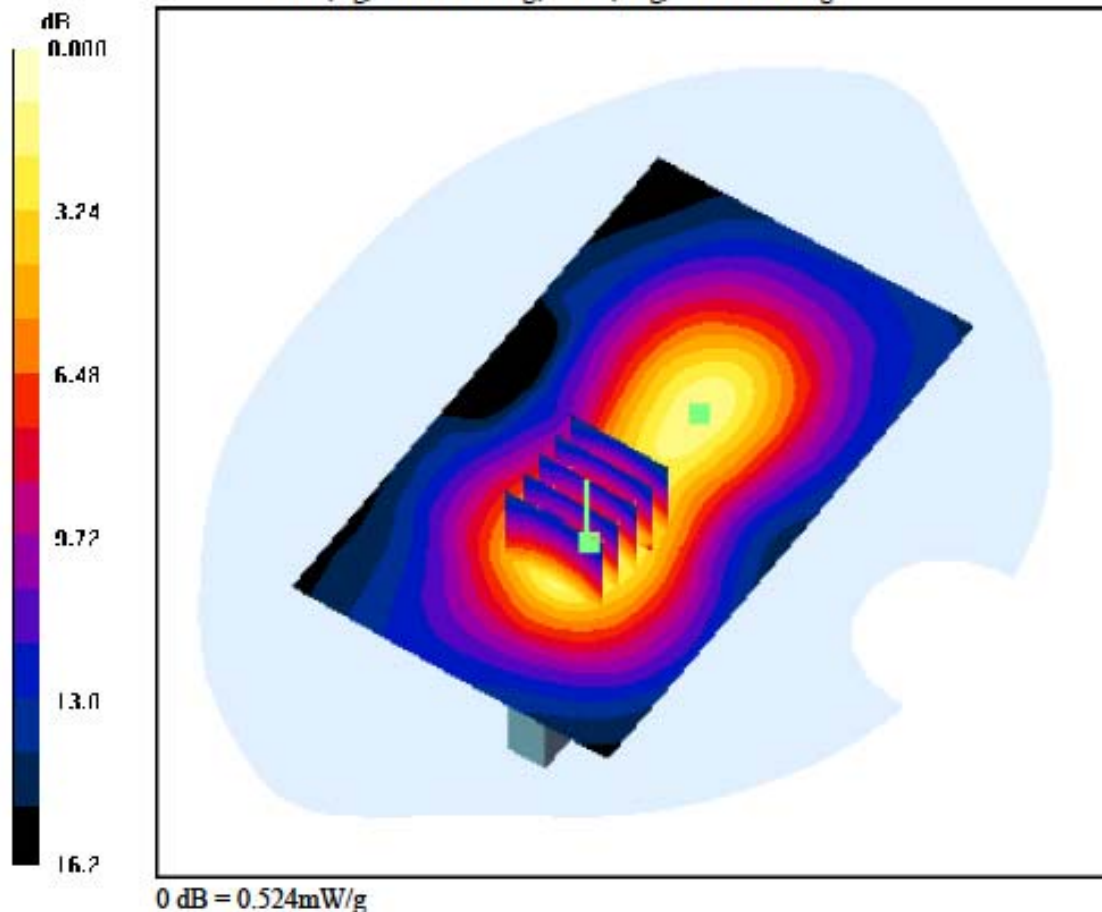
**DASY4 Configuration:**

Probe: EX3DV4 - SN3643; ConvF(7.19, 7.19, 7.19); Calibrated: 2011-01-24; Electronics: DAE3 Sn519  
 Phantom: SAM 1800/1900 MHz; Type: SAM; Serial: TP-1224  
 Measurement SW: DASY4, V4.7 Build 80; Postprocessing SW: SEMCAD, V1.8 Build 186

Test Date: 2011-08-27; Ambient Temp: 22.1; Tissue Temp: 22.3

**1cm space from Body, Left, PCS1900 GPRS Class 12 Ch. 661, Ant Internal**

**Area Scan (71x121x1):** Measurement grid:  $dx=15\text{mm}$ ,  $dy=15\text{mm}$   
**Zoom Scan (5x5x7)/Cube 0:** Measurement grid:  $dx=8\text{mm}$ ,  $dy=8\text{mm}$ ,  $dz=5\text{mm}$   
 Power Drift = -0.129 dB  
 Peak SAR (extrapolated) = 0.677 W/kg  
 SAR(1 g) = 0.414 W/kg; SAR(10 g) = 0.233 W/kg



**DIGITAL EMC CO., LTD****DUT: LG-E510g; Type: Bar**

Communication System: PCS1900; Frequency: 1880 MHz; Duty Cycle: 1:2.075  
 Medium parameters used:  $f = 1880$  MHz;  $\sigma = 1.52$  mho/m;  $\epsilon_r = 53.1$ ;  $\rho = 1000$  kg/m<sup>3</sup>  
 Phantom section: Flat Section

**DASY4 Configuration:**

Probe: EX3DV4 - SN3643; ConvF(7.19, 7.19, 7.19); Calibrated: 2011-01-24; Electronics: DAE3 Sn519  
 Phantom: SAM 1800/1900 MHz; Type: SAM; Serial: TP-1224  
 Measurement SW: DASY4, V4.7 Build 80; Postprocessing SW: SEMCAD, V1.8 Build 186

Test Date: 2011-08-27; Ambient Temp: 22.1; Tissue Temp: 22.3

**1cm space from Body, Left, PCS1900 GPRS Class 12 Ch. 661, Ant Internal**

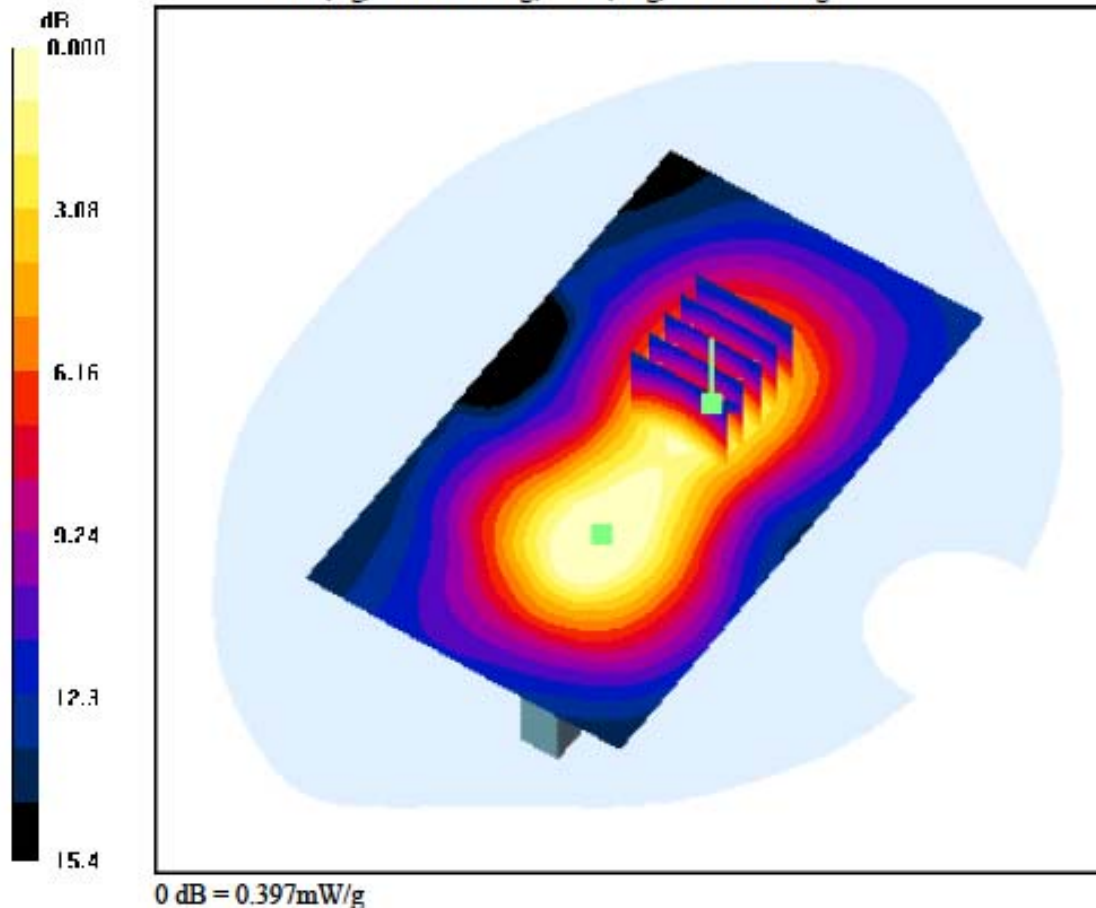
**Area Scan (71x121x1):** Measurement grid: dx=15mm, dy=15mm

**Zoom Scan (5x5x7)/Cube 1:** Measurement grid: dx=8mm, dy=8mm, dz=5mm

Power Drift = -0.129 dB

Peak SAR (extrapolated) = 0.499 W/kg

SAR(1 g) = 0.315 W/kg; SAR(10 g) = 0.186 W/kg



**DIGITAL EMC CO., LTD****DUT: LG-E510g; Type: Bar**

Communication System: WCDMA 850 ; Frequency: 836.6 MHz; Duty Cycle: 1:1  
Medium parameters used:  $f = 836.6 \text{ MHz}$ ;  $\sigma = 0.971 \text{ mho/m}$ ;  $\epsilon_r = 55.4$ ;  $\rho = 1000 \text{ kg/m}^3$   
Phantom section: Flat Section

**DASY4 Configuration:**

Probe: EX3DV4 - SN3643; ConvF(8.97, 8.97, 8.97); Calibrated: 2011-01-24; Electronics: DAE3 Sn519  
Phantom: SAM with 835MHz; Type: SAM; Serial: TP-1223  
Measurement SW: DASY4, V4.7 Build 80; Postprocessing SW: SEMCAD, V1.8 Build 186

Test Date: 2011-08-26; Ambient Temp: 22.0; Tissue Temp: 22.5

**1cm space from Body, Bottom, WCDMA850 Ch. 4183, Ant Internal**

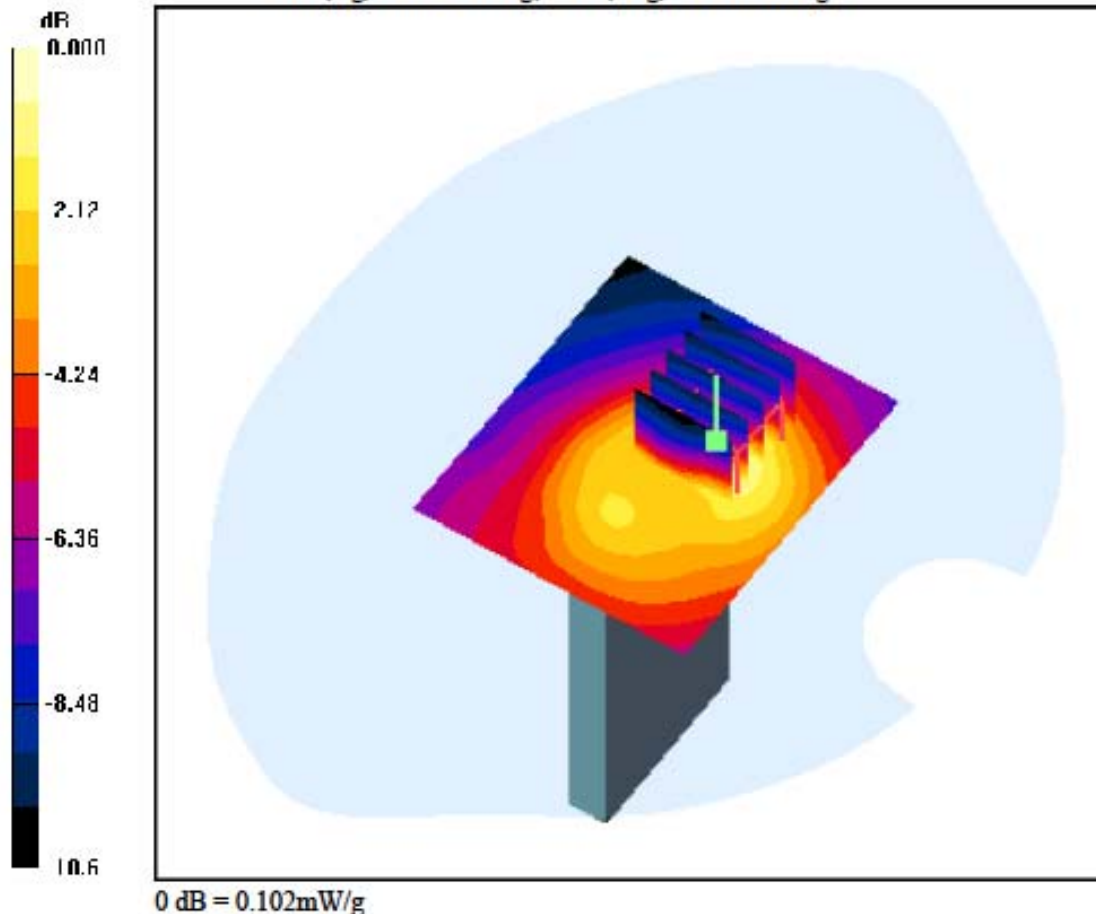
**Area Scan (61x71x1):** Measurement grid:  $dx=15\text{mm}$ ,  $dy=15\text{mm}$

**Zoom Scan (5x5x7)/Cube 0:** Measurement grid:  $dx=8\text{mm}$ ,  $dy=8\text{mm}$ ,  $dz=5\text{mm}$

Power Drift = 0.078 dB

Peak SAR (extrapolated) = 0.139 W/kg

SAR(1 g) = 0.079 W/kg; SAR(10 g) = 0.048 W/kg



**DIGITAL EMC CO., LTD****DUT: LG-E510g; Type: Bar**

Communication System: WCDMA 850 ; Frequency: 836.6 MHz; Duty Cycle: 1:1  
 Medium parameters used:  $f = 836.6 \text{ MHz}$ ;  $\sigma = 0.971 \text{ mho/m}$ ;  $\epsilon_r = 55.4$ ;  $\rho = 1000 \text{ kg/m}^3$   
 Phantom section: Flat Section

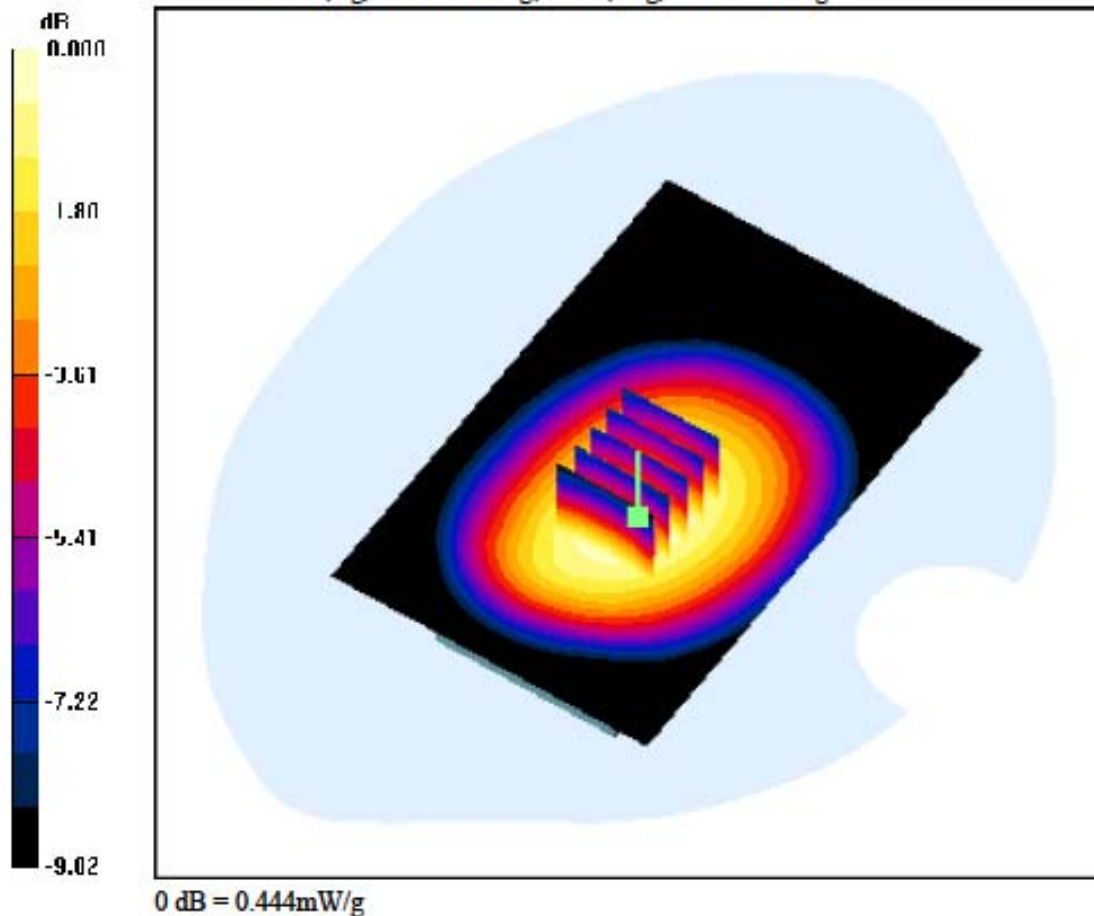
**DASY4 Configuration:**

Probe: EX3DV4 - SN3643; ConvF(8.97, 8.97, 8.97); Calibrated: 2011-01-24; Electronics: DAE3 Sn519  
 Phantom: SAM with 835MHz; Type: SAM; Serial: TP-1223  
 Measurement SW: DASY4, V4.7 Build 80; Postprocessing SW: SEMCAD, V1.8 Build 186

Test Date: 2011-08-26; Ambient Temp: 22.0; Tissue Temp: 22.5

**1cm space from Body, Front, WCDMA850 Ch. 4183, Ant Internal**

**Area Scan (71x111x1):** Measurement grid:  $dx=15\text{mm}$ ,  $dy=15\text{mm}$   
**Zoom Scan (5x5x7)/Cube 0:** Measurement grid:  $dx=8\text{mm}$ ,  $dy=8\text{mm}$ ,  $dz=5\text{mm}$   
 Power Drift = -0.005 dB  
 Peak SAR (extrapolated) = 0.531 W/kg  
 SAR(1 g) = 0.422 W/kg; SAR(10 g) = 0.317 W/kg



**DIGITAL EMC CO., LTD****DUT: LG-E510g; Type: Bar**

Communication System: WCDMA 850 ; Frequency: 826.4 MHz; Duty Cycle: 1:1  
 Medium parameters used:  $f = 826.4 \text{ MHz}$ ;  $\sigma = 0.955 \text{ mho/m}$ ;  $\epsilon_r = 55.2$ ;  $\rho = 1000 \text{ kg/m}^3$   
 Phantom section: Flat Section

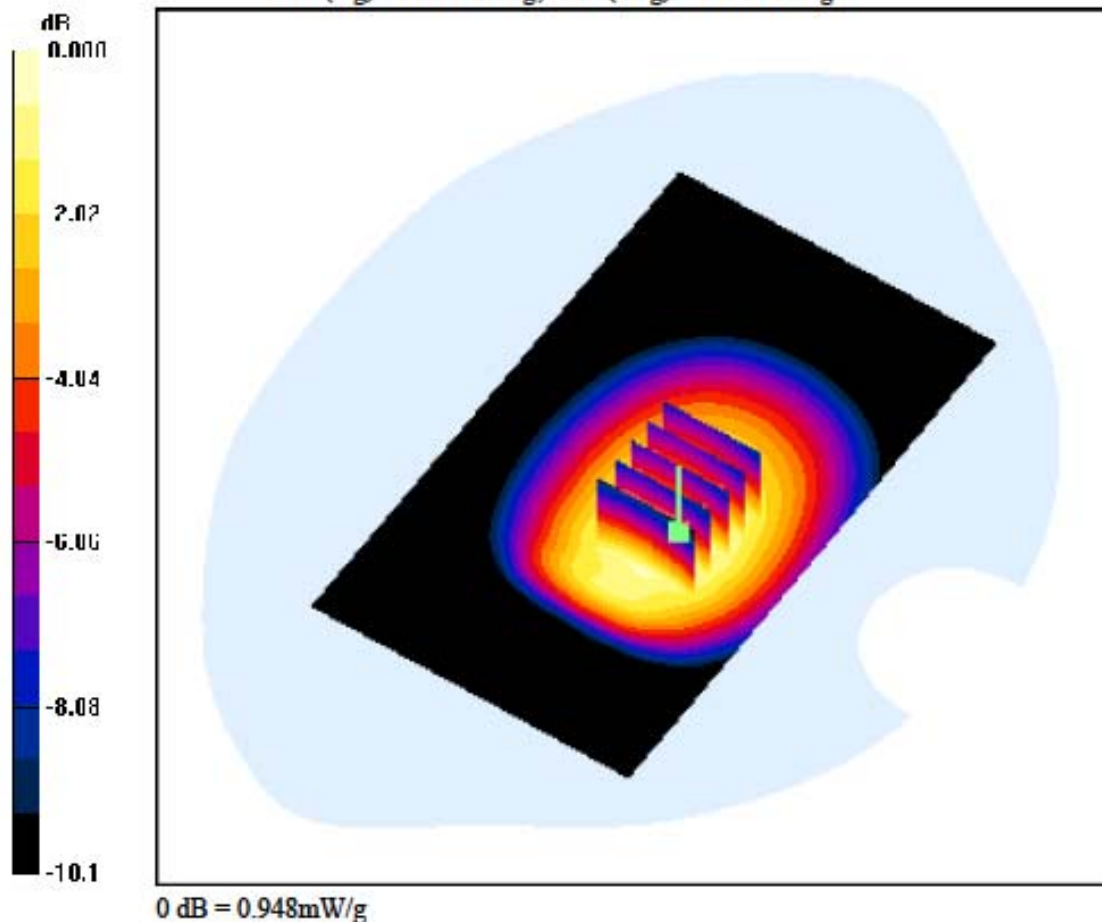
**DASY4 Configuration:**

Probe: EX3DV4 - SN3643; ConvF(8.97, 8.97, 8.97); Calibrated: 2011-01-24; Electronics: DAE3 Sn519  
 Phantom: SAM with 835MHz; Type: SAM; Serial: TP-1223  
 Measurement SW: DASY4, V4.7 Build 80; Postprocessing SW: SEMCAD, V1.8 Build 186

Test Date: 2011-08-26; Ambient Temp: 22.0; Tissue Temp: 22.5

**1cm space from Body, Rear, WCDMA850 Ch. 4132, Ant Internal**

**Area Scan (71x121x1):** Measurement grid:  $dx=15\text{mm}$ ,  $dy=15\text{mm}$   
**Zoom Scan (5x5x7)/Cube 0:** Measurement grid:  $dx=8\text{mm}$ ,  $dy=8\text{mm}$ ,  $dz=5\text{mm}$   
 Power Drift = -0.042 dB  
 Peak SAR (extrapolated) = 1.09 W/kg  
 SAR(1 g) = 0.828 W/kg; SAR(10 g) = 0.604 W/kg



**DIGITAL EMC CO., LTD****DUT: LG-E510g; Type: Bar**

Communication System: WCDMA 850 ; Frequency: 836.6 MHz; Duty Cycle: 1:1  
 Medium parameters used:  $f = 836.6 \text{ MHz}$ ;  $\sigma = 0.971 \text{ mho/m}$ ;  $\epsilon_r = 55.4$ ;  $\rho = 1000 \text{ kg/m}^3$   
 Phantom section: Flat Section

**DASY4 Configuration:**

Probe: EX3DV4 - SN3643; ConvF(8.97, 8.97, 8.97); Calibrated: 2011-01-24; Electronics: DAE3 Sn519  
 Phantom: SAM with 835MHz; Type: SAM; Serial: TP-1223  
 Measurement SW: DASY4, V4.7 Build 80; Postprocessing SW: SEMCAD, V1.8 Build 186

Test Date: 2011-08-26; Ambient Temp: 22.0; Tissue Temp: 22.5

**1cm space from Body, Rear, WCDMA850 Ch. 4183, Ant Internal**

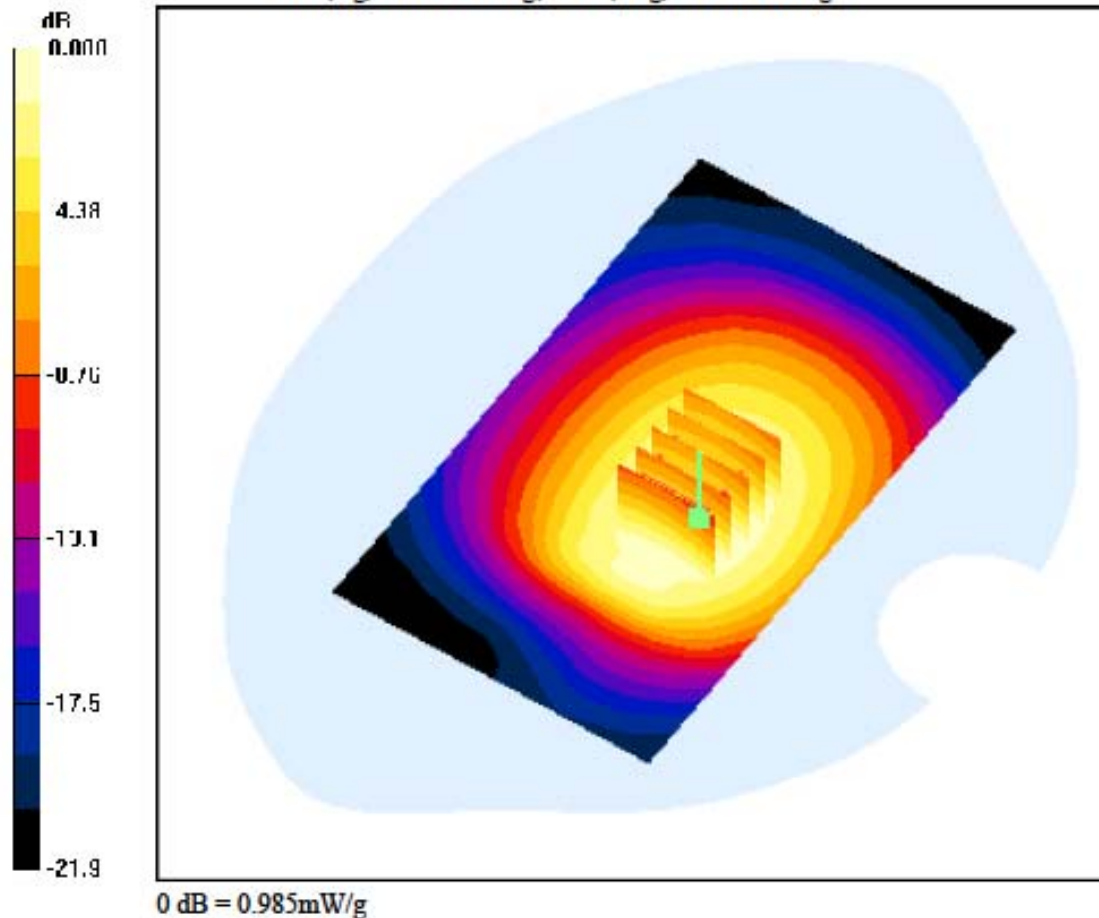
**Area Scan (71x121x1):** Measurement grid:  $dx=15\text{mm}$ ,  $dy=15\text{mm}$

**Zoom Scan (5x5x7)/Cube 0:** Measurement grid:  $dx=8\text{mm}$ ,  $dy=8\text{mm}$ ,  $dz=5\text{mm}$

Power Drift = 0.011 dB

Peak SAR (extrapolated) = 1.14 W/kg

SAR(1 g) = 0.859 W/kg; SAR(10 g) = 0.624 W/kg



**DIGITAL EMC CO., LTD****DUT: LG-E510g; Type: Bar**

Communication System: WCDMA 850 ; Frequency: 846.6 MHz; Duty Cycle: 1:1  
 Medium parameters used:  $f = 846.6 \text{ MHz}$ ;  $\sigma = 0.991 \text{ mho/m}$ ;  $\epsilon_r = 55.5$ ;  $\rho = 1000 \text{ kg/m}^3$   
 Phantom section: Flat Section

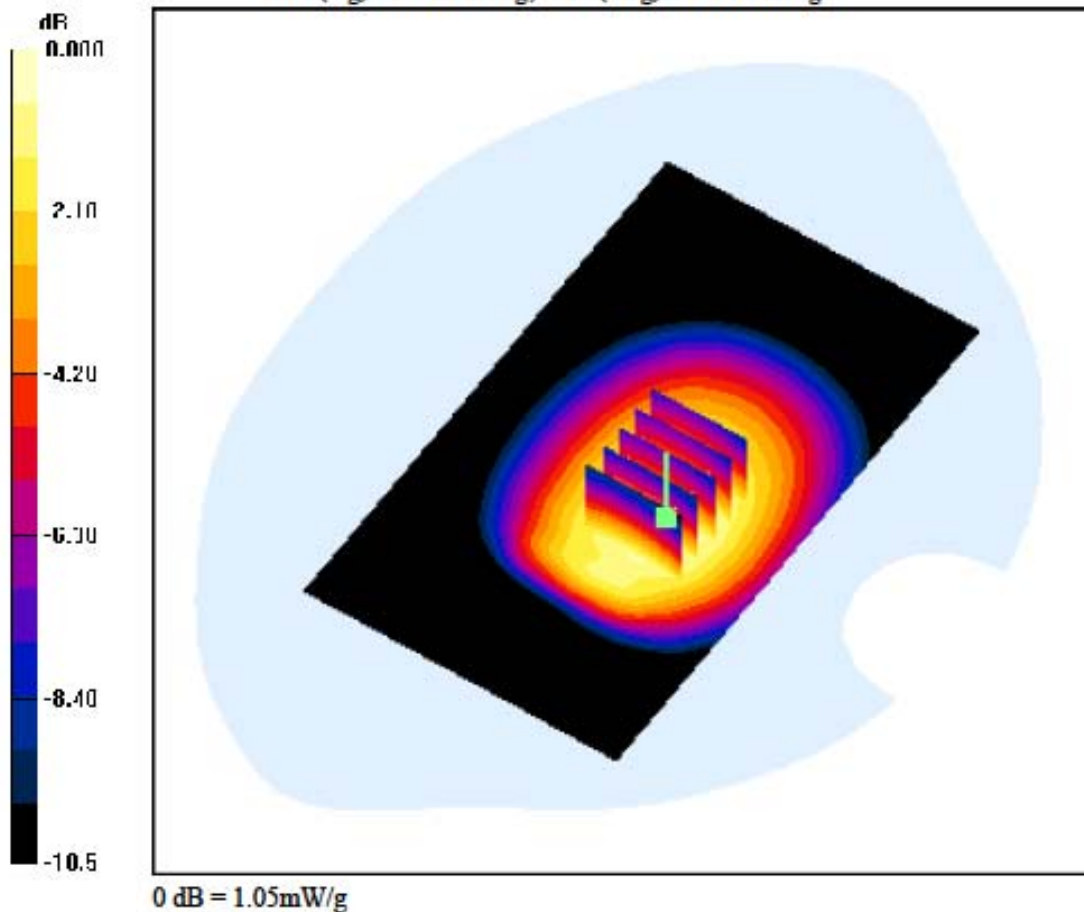
**DASY4 Configuration:**

Probe: EX3DV4 - SN3643; ConvF(8.97, 8.97, 8.97); Calibrated: 2011-01-24; Electronics: DAE3 Sn519  
 Phantom: SAM with 835MHz; Type: SAM; Serial: TP-1223  
 Measurement SW: DASY4, V4.7 Build 80; Postprocessing SW: SEMCAD, V1.8 Build 186

Test Date: 2011-08-26; Ambient Temp: 22.0; Tissue Temp: 22.5

**1cm space from Body, Rear, WCDMA850 Ch. 4233, Ant Internal**

**Area Scan (71x121x1):** Measurement grid:  $dx=15\text{mm}$ ,  $dy=15\text{mm}$   
**Zoom Scan (5x5x7)/Cube 0:** Measurement grid:  $dx=8\text{mm}$ ,  $dy=8\text{mm}$ ,  $dz=5\text{mm}$   
 Power Drift = -0.049 dB  
 Peak SAR (extrapolated) = 1.22 W/kg  
 SAR(1 g) = 0.914 W/kg; SAR(10 g) = 0.662 W/kg



**DIGITAL EMC CO., LTD****DUT: LG-E510g; Type: Bar**

Communication System: WCDMA 850 ; Frequency: 836.6 MHz; Duty Cycle: 1:1  
 Medium parameters used:  $f = 836.6 \text{ MHz}$ ;  $\sigma = 0.971 \text{ mho/m}$ ;  $\epsilon_r = 55.4$ ;  $\rho = 1000 \text{ kg/m}^3$   
 Phantom section: Flat Section

**DASY4 Configuration:**

Probe: EX3DV4 - SN3643; ConvF(8.97, 8.97, 8.97); Calibrated: 2011-01-24; Electronics: DAE3 Sn519  
 Phantom: SAM with 835MHz; Type: SAM; Serial: TP-1223  
 Measurement SW: DASY4, V4.7 Build 80; Postprocessing SW: SEMCAD, V1.8 Build 186

Test Date: 2011-08-26; Ambient Temp: 22.0; Tissue Temp: 22.5

**1cm space from Body, Right, WCDMA850 Ch. 4183, Ant Internal**

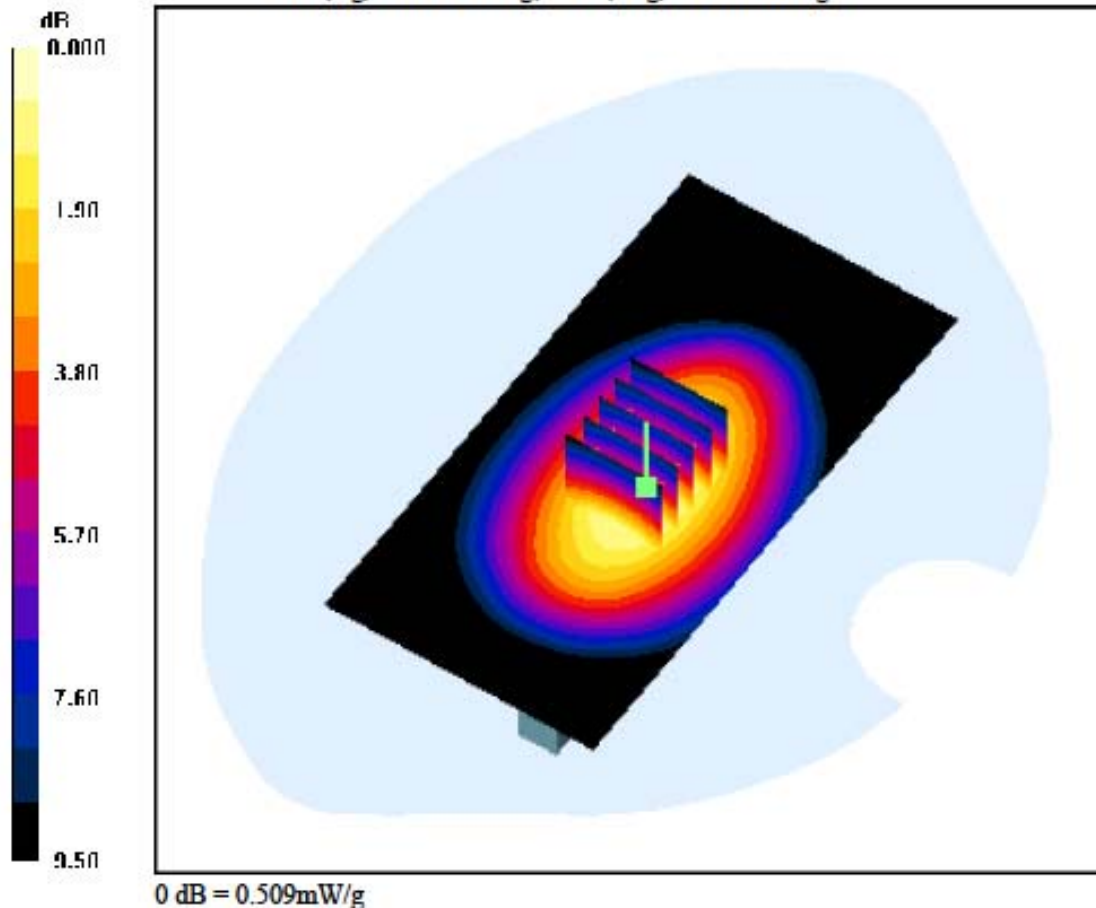
**Area Scan (61x121x1):** Measurement grid:  $dx=15\text{mm}$ ,  $dy=15\text{mm}$

**Zoom Scan (5x5x7)/Cube 0:** Measurement grid:  $dx=8\text{mm}$ ,  $dy=8\text{mm}$ ,  $dz=5\text{mm}$

Power Drift = 0.004 dB

Peak SAR (extrapolated) = 0.610 W/kg

SAR(1 g) = 0.428 W/kg; SAR(10 g) = 0.295 W/kg





**DIGITAL EMC CO., LTD****DUT: LG-E510g; Type: Bar**

Communication System: WCDMA 850 ; Frequency: 836.6 MHz; Duty Cycle: 1:1  
Medium parameters used:  $f = 836.6 \text{ MHz}$ ;  $\sigma = 0.971 \text{ mho/m}$ ;  $\epsilon_r = 55.4$ ;  $\rho = 1000 \text{ kg/m}^3$   
Phantom section: Flat Section

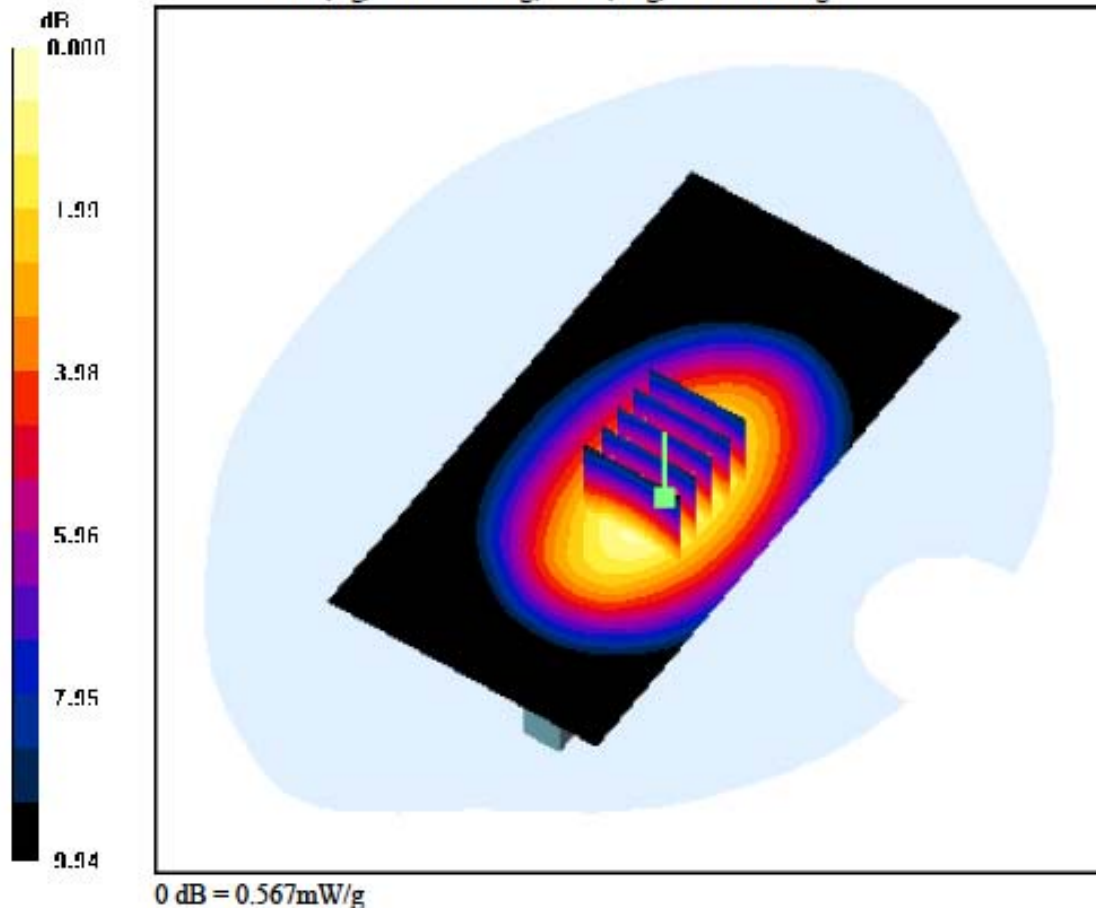
**DASY4 Configuration:**

Probe: EX3DV4 - SN3643; ConvF(8.97, 8.97, 8.97); Calibrated: 2011-01-24; Electronics: DAE3 Sn519  
Phantom: SAM with 835MHz; Type: SAM; Serial: TP-1223  
Measurement SW: DASY4, V4.7 Build 80; Postprocessing SW: SEMCAD, V1.8 Build 186

Test Date: 2011-08-26; Ambient Temp: 22.0; Tissue Temp: 22.5

**1cm space from Body, Left, WCDMA850 Ch. 4183, Ant Internal**

**Area Scan (61x121x1):** Measurement grid:  $dx=15\text{mm}$ ,  $dy=15\text{mm}$   
**Zoom Scan (5x5x7)/Cube 0:** Measurement grid:  $dx=8\text{mm}$ ,  $dy=8\text{mm}$ ,  $dz=5\text{mm}$   
Power Drift = 0.001 dB  
Peak SAR (extrapolated) = 0.679 W/kg  
SAR(1 g) = 0.477 W/kg; SAR(10 g) = 0.327 W/kg



**DIGITAL EMC CO., LTD****DUT: LG-E510g; Type: Bar**

Communication System: WCDMA 1900; Frequency: 1880 MHz; Duty Cycle: 1:1  
 Medium parameters used:  $f = 1880$  MHz;  $\sigma = 1.49$  mho/m;  $\epsilon_r = 52.3$ ;  $\rho = 1000$  kg/m<sup>3</sup>  
 Phantom section: Flat Section

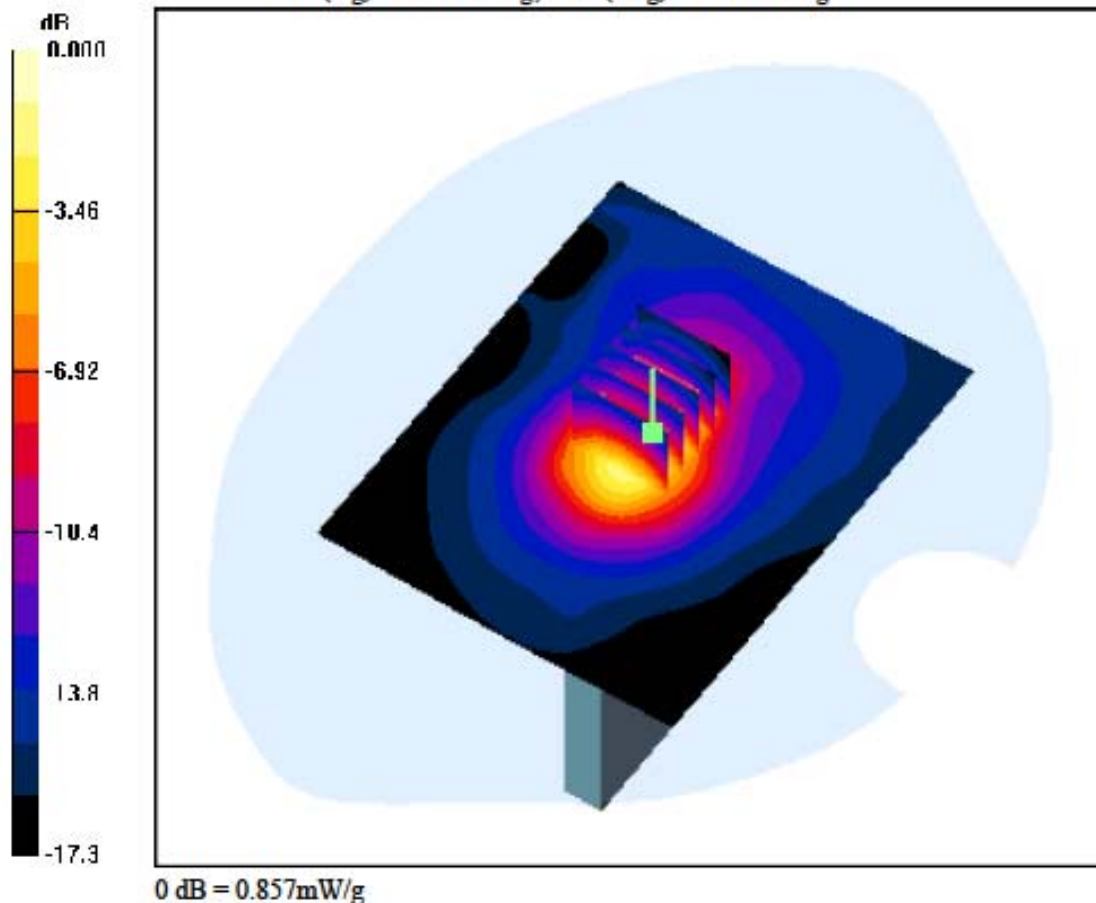
**DASY4 Configuration:**

Probe: EX3DV4 - SN3643; ConvF(7.19, 7.19, 7.19); Calibrated: 2011-01-24; Electronics: DAE3 Sn519  
 Phantom: SAM 1800/1900 MHz; Type: SAM; Serial: TP-1224  
 Measurement SW: DASY4, V4.7 Build 80; Postprocessing SW: SEMCAD, V1.8 Build 186

Test Date: 2011-08-29; Ambient Temp: 22.4; Tissue Temp: 22.8

**1cm space from Body, Bottom, WCDMA1900 Ch. 9400, Ant Internal**

**Area Scan (81x101x1):** Measurement grid: dx=15mm, dy=15mm  
**Zoom Scan (5x5x7)/Cube 0:** Measurement grid: dx=8mm, dy=8mm, dz=5mm  
 Power Drift = 0.084 dB  
 Peak SAR (extrapolated) = 1.15 W/kg  
 SAR(1 g) = 0.653 W/kg; SAR(10 g) = 0.343 W/kg



**DIGITAL EMC CO., LTD****DUT: LG-E510g; Type: Bar**

Communication System: WCDMA 1900; Frequency: 1880 MHz; Duty Cycle: 1:1  
 Medium parameters used:  $f = 1880$  MHz;  $\sigma = 1.49$  mho/m;  $\epsilon_r = 52.3$ ;  $\rho = 1000$  kg/m<sup>3</sup>  
 Phantom section: Flat Section

**DASY4 Configuration:**

Probe: EX3DV4 - SN3643; ConvF(7.19, 7.19, 7.19); Calibrated: 2011-01-24; Electronics: DAE3 Sn519  
 Phantom: SAM 1800/1900 MHz; Type: SAM; Serial: TP-1224  
 Measurement SW: DASY4, V4.7 Build 80; Postprocessing SW: SEMCAD, V1.8 Build 186

Test Date: 2011-08-29; Ambient Temp: 22.4; Tissue Temp: 22.8

**1cm space from Body, Front, WCDMA1900 Ch. 9400, Ant Internal**

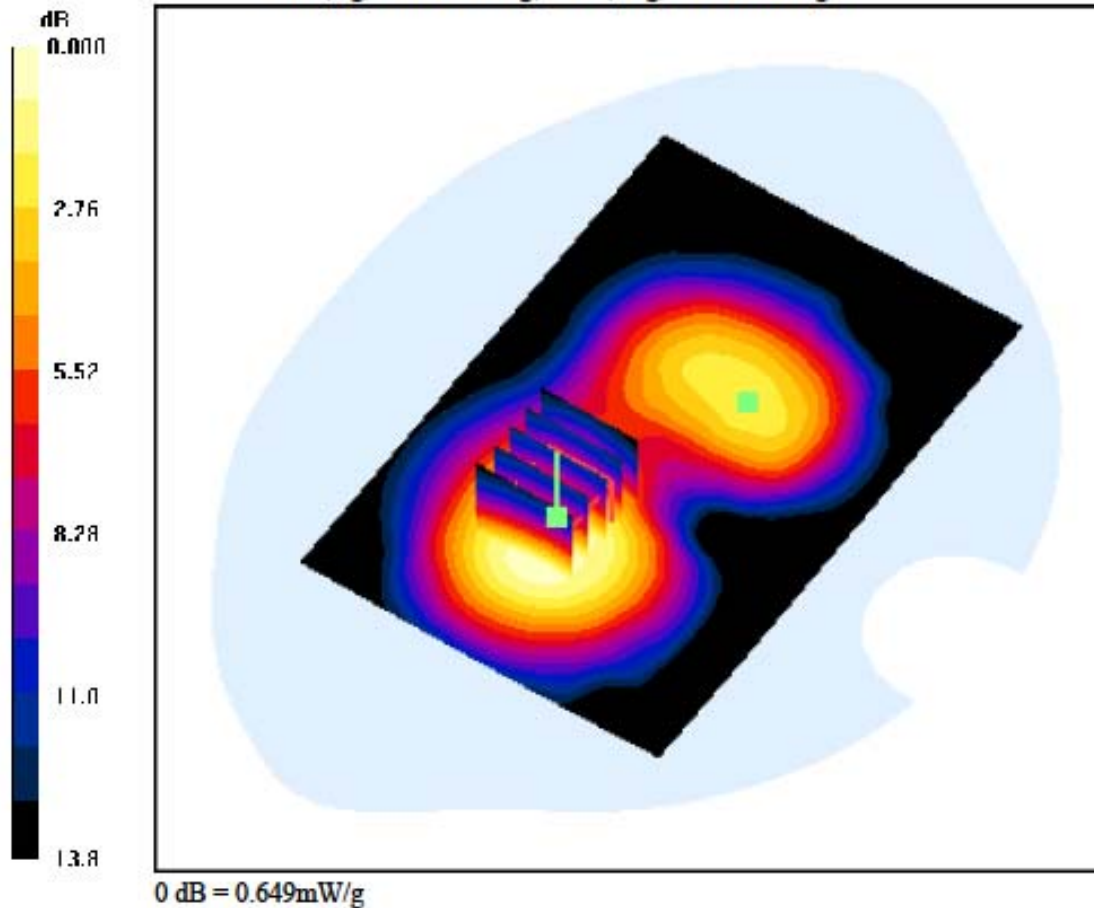
**Area Scan (81x121x1):** Measurement grid: dx=15mm, dy=15mm

**Zoom Scan (5x5x7)/Cube 0:** Measurement grid: dx=8mm, dy=8mm, dz=5mm

Power Drift = 0.204 dB

Peak SAR (extrapolated) = 0.818 W/kg

SAR(1 g) = 0.515 W/kg; SAR(10 g) = 0.313 W/kg



**DIGITAL EMC CO., LTD****DUT: LG-E510g; Type: Bar**

Communication System: WCDMA 1900; Frequency: 1880 MHz; Duty Cycle: 1:1  
 Medium parameters used:  $f = 1880$  MHz;  $\sigma = 1.49$  mho/m;  $\epsilon_r = 52.3$ ;  $\rho = 1000$  kg/m<sup>3</sup>  
 Phantom section: Flat Section

**DASY4 Configuration:**

Probe: EX3DV4 - SN3643; ConvF(7.19, 7.19, 7.19); Calibrated: 2011-01-24; Electronics: DAE3 Sn519  
 Phantom: SAM 1800/1900 MHz; Type: SAM; Serial: TP-1224  
 Measurement SW: DASY4, V4.7 Build 80; Postprocessing SW: SEMCAD, V1.8 Build 186

Test Date: 2011-08-29; Ambient Temp: 22.4; Tissue Temp: 22.8

**1cm space from Body, Front, WCDMA1900 Ch. 9400, Ant Internal**

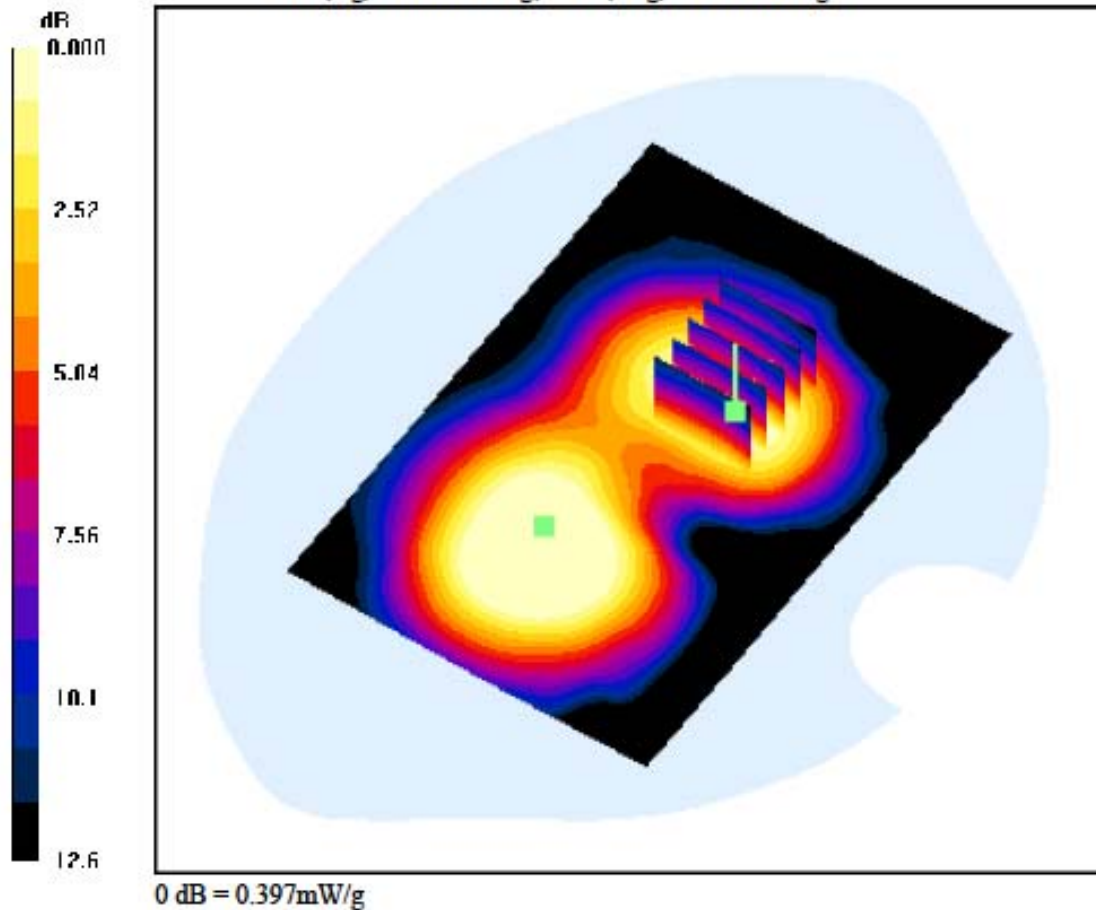
**Area Scan (81x121x1):** Measurement grid: dx=15mm, dy=15mm

**Zoom Scan (5x5x7)/Cube 1:** Measurement grid: dx=8mm, dy=8mm, dz=5mm

Power Drift = 0.204 dB

Peak SAR (extrapolated) = 0.486 W/kg

SAR(1 g) = 0.327 W/kg; SAR(10 g) = 0.213 W/kg



**DIGITAL EMC CO., LTD****DUT: LG-E510g; Type: Bar**

Communication System: WCDMA 1900; Frequency: 1852.4 MHz; Duty Cycle: 1:1  
 Medium parameters used:  $f = 1852.4$  MHz;  $\sigma = 1.47$  mho/m;  $\epsilon_r = 52.1$ ;  $\rho = 1000$  kg/m<sup>3</sup>  
 Phantom section: Flat Section

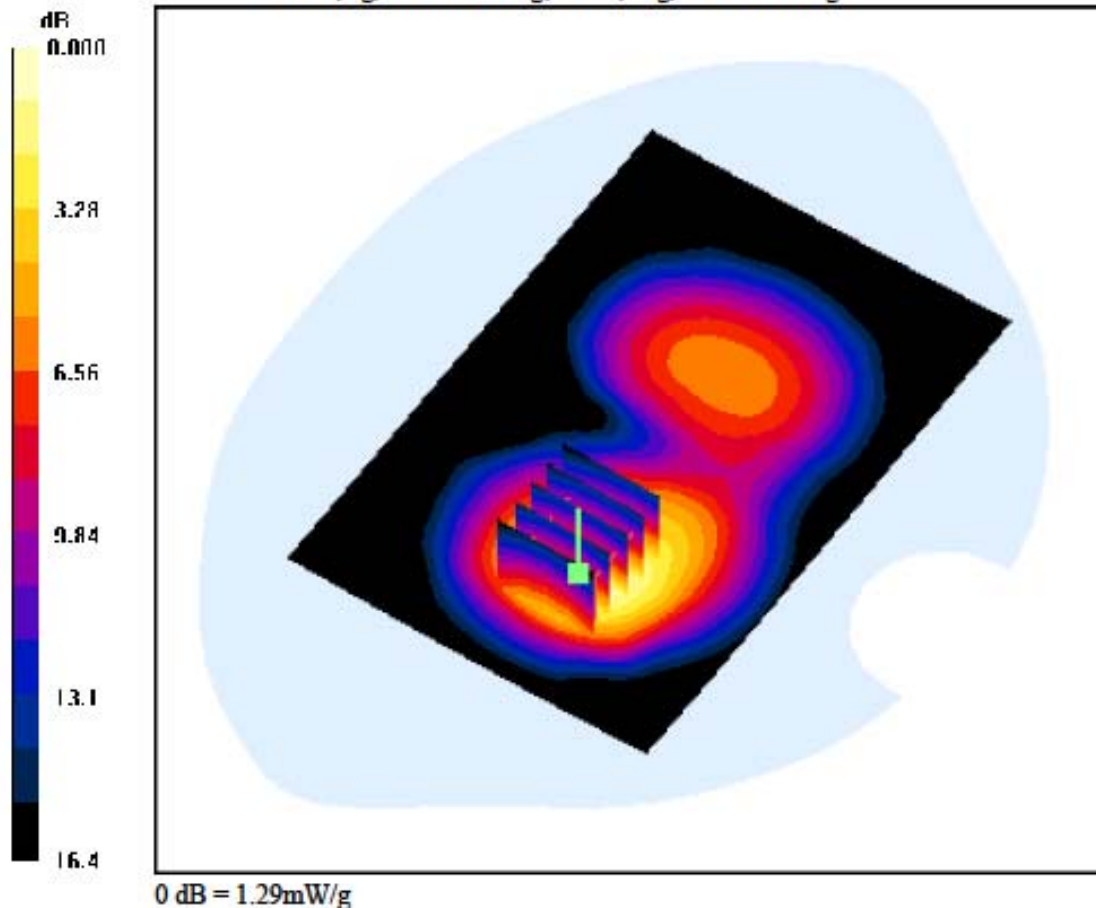
**DASY4 Configuration:**

Probe: EX3DV4 - SN3643; ConvF(7.19, 7.19, 7.19); Calibrated: 2011-01-24; Electronics: DAE3 Sn519  
 Phantom: SAM 1800/1900 MHz; Type: SAM; Serial: TP-1224  
 Measurement SW: DASY4, V4.7 Build 80; Postprocessing SW: SEMCAD, V1.8 Build 186

Test Date: 2011-08-29; Ambient Temp: 22.4; Tissue Temp: 22.8

**1cm space from Body, Rear, WCDMA1900 Ch. 9262, Ant Internal**

**Area Scan (81x121x1):** Measurement grid: dx=15mm, dy=15mm  
**Zoom Scan (5x5x7)/Cube 0:** Measurement grid: dx=8mm, dy=8mm, dz=5mm  
 Power Drift = -0.030 dB  
 Peak SAR (extrapolated) = 1.75 W/kg  
 SAR(1 g) = 0.982 W/kg; SAR(10 g) = 0.529 W/kg



**DIGITAL EMC CO., LTD****DUT: LG-E510g; Type: Bar**

Communication System: WCDMA 1900; Frequency: 1880 MHz; Duty Cycle: 1:1  
 Medium parameters used:  $f = 1880 \text{ MHz}$ ;  $\sigma = 1.49 \text{ mho/m}$ ;  $\epsilon_r = 52.3$ ;  $\rho = 1000 \text{ kg/m}^3$   
 Phantom section: Flat Section

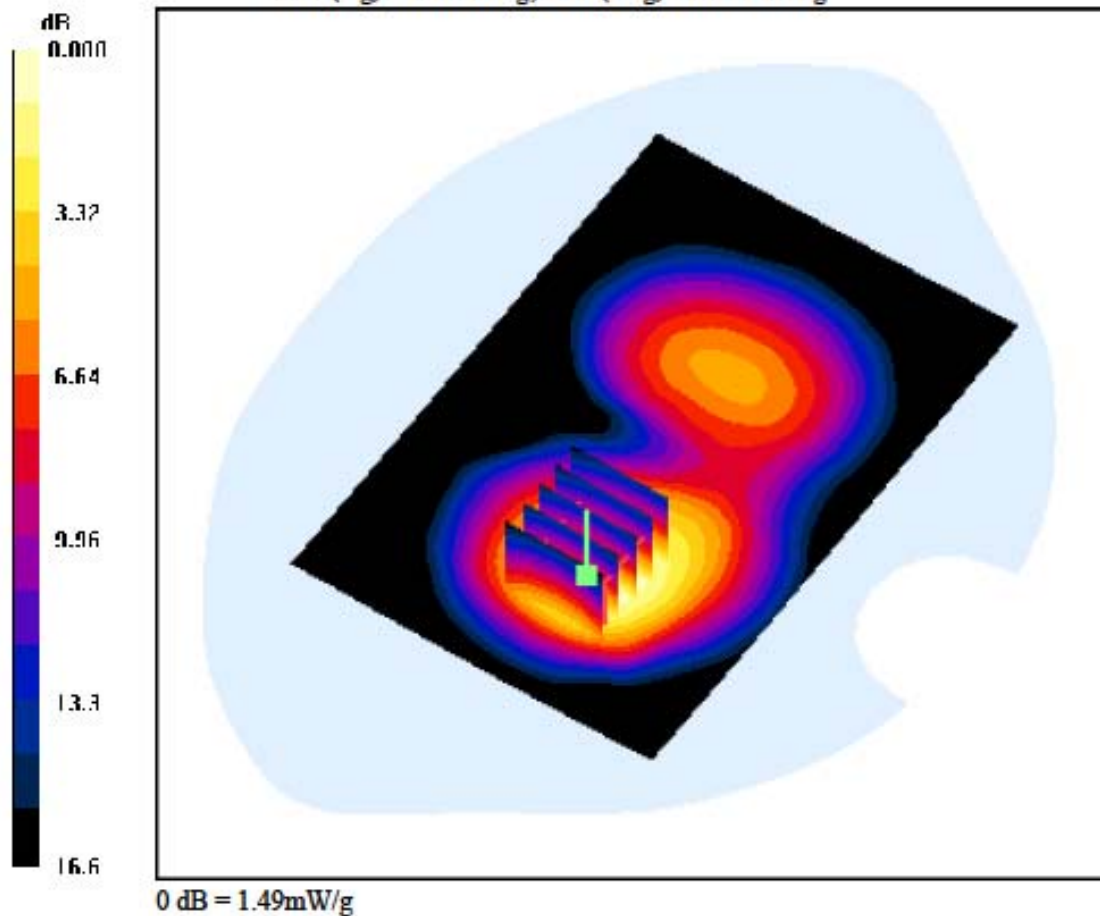
**DASY4 Configuration:**

Probe: EX3DV4 - SN3643; ConvF(7.19, 7.19, 7.19); Calibrated: 2011-01-24; Electronics: DAE3 Sn519  
 Phantom: SAM 1800/1900 MHz; Type: SAM; Serial: TP-1224  
 Measurement SW: DASY4, V4.7 Build 80; Postprocessing SW: SEMCAD, V1.8 Build 186

Test Date: 2011-08-29; Ambient Temp: 22.4; Tissue Temp: 22.8

**1cm space from Body, Rear, WCDMA1900 Ch. 9400, Ant Internal**

**Area Scan (81x121x1):** Measurement grid:  $dx=15\text{mm}$ ,  $dy=15\text{mm}$   
**Zoom Scan (5x5x7)/Cube 0:** Measurement grid:  $dx=8\text{mm}$ ,  $dy=8\text{mm}$ ,  $dz=5\text{mm}$   
 Power Drift = 0.105 dB  
 Peak SAR (extrapolated) = 2.07 W/kg  
 SAR(1 g) = 1.16 W/kg; SAR(10 g) = 0.628 W/kg



**DIGITAL EMC CO., LTD****DUT: LG-E510g; Type: Bar**

Communication System: WCDMA 1900; Frequency: 1907.6 MHz; Duty Cycle: 1:1  
 Medium parameters used:  $f = 1907.6$  MHz;  $\sigma = 1.57$  mho/m;  $\epsilon_r = 52.5$ ;  $\rho = 1000$  kg/m<sup>3</sup>  
 Phantom section: Flat Section

**DASY4 Configuration:**

Probe: EX3DV4 - SN3643; ConvF(7.19, 7.19, 7.19); Calibrated: 2011-01-24; Electronics: DAE3 Sn519  
 Phantom: SAM 1800/1900 MHz; Type: SAM; Serial: TP-1224  
 Measurement SW: DASY4, V4.7 Build 80; Postprocessing SW: SEMCAD, V1.8 Build 186

Test Date: 2011-08-29; Ambient Temp: 22.4; Tissue Temp: 22.8

**1cm space from Body, Rear, WCDMA1900 Ch. 9538, Ant Internal**

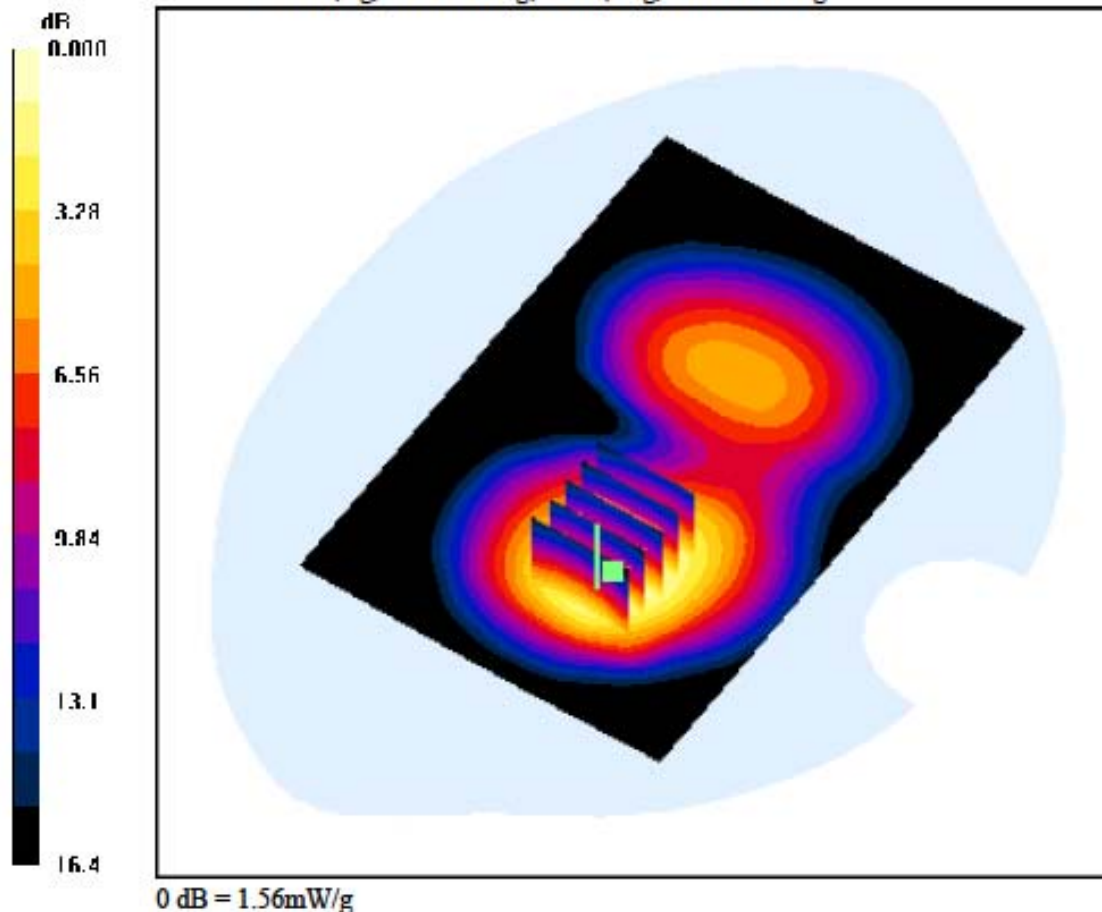
**Area Scan (81x121x1):** Measurement grid: dx=15mm, dy=15mm

**Zoom Scan (5x5x7)/Cube 0:** Measurement grid: dx=8mm, dy=8mm, dz=5mm

Power Drift = 0.021 dB

Peak SAR (extrapolated) = 2.12 W/kg

SAR(1 g) = 1.17 W/kg; SAR(10 g) = 0.655 W/kg



**DIGITAL EMC CO., LTD****DUT: LG-E510g; Type: Bar**

Communication System: WCDMA 1900; Frequency: 1880 MHz; Duty Cycle: 1:1  
Medium parameters used:  $f = 1880$  MHz;  $\sigma = 1.49$  mho/m;  $\epsilon_r = 52.3$ ;  $\rho = 1000$  kg/m<sup>3</sup>  
Phantom section: Flat Section

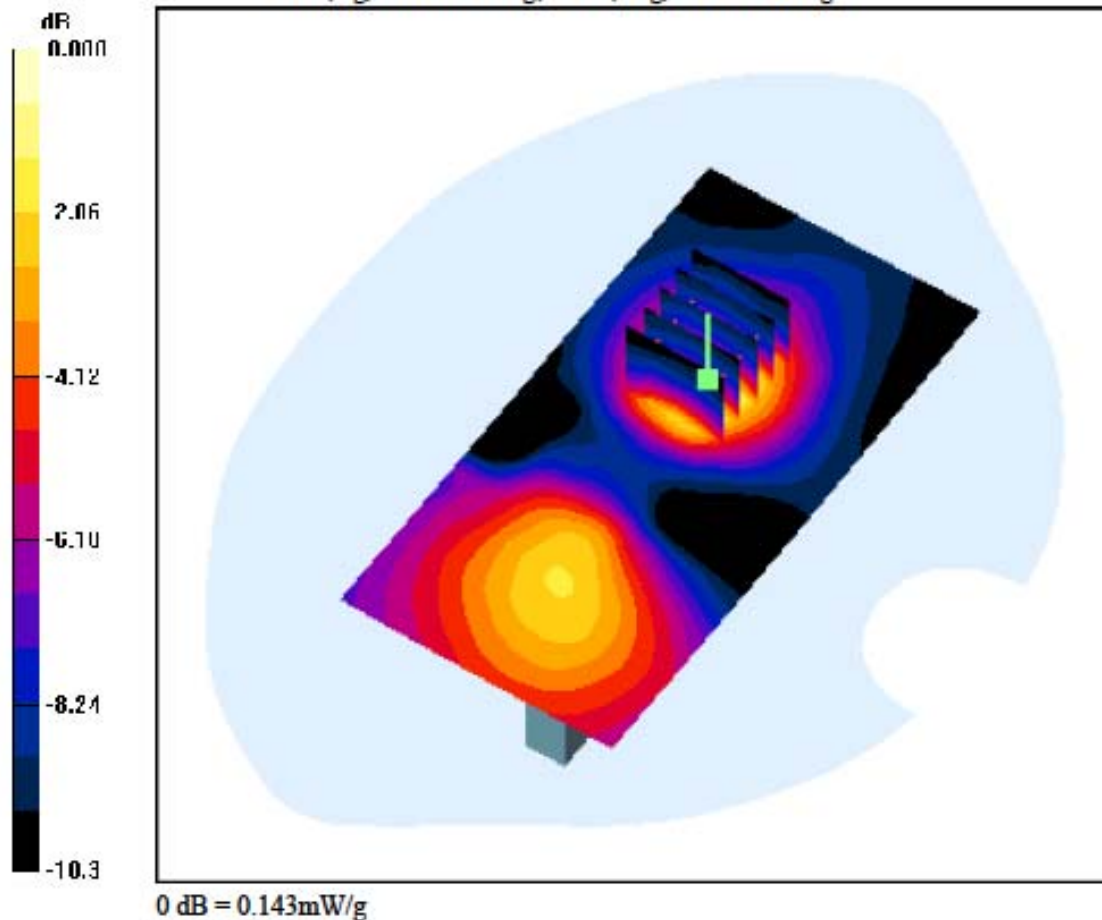
**DASY4 Configuration:**

Probe: EX3DV4 - SN3643; ConvF(7.19, 7.19, 7.19); Calibrated: 2011-01-24; Electronics: DAE3 Sn519  
Phantom: SAM 1800/1900 MHz; Type: SAM; Serial: TP-1224  
Measurement SW: DASY4, V4.7 Build 80; Postprocessing SW: SEMCAD, V1.8 Build 186

Test Date: 2011-08-29; Ambient Temp: 22.4; Tissue Temp: 22.8

**1cm space from Body, Right, WCDMA1900 Ch. 9400, Ant Internal**

**Area Scan (61x121x1):** Measurement grid: dx=15mm, dy=15mm  
**Zoom Scan (5x5x7)/Cube 0:** Measurement grid: dx=8mm, dy=8mm, dz=5mm  
Power Drift = 0.255 dB  
Peak SAR (extrapolated) = 0.185 W/kg  
SAR(1 g) = 0.113 W/kg; SAR(10 g) = 0.066 W/kg





**DIGITAL EMC CO., LTD****DUT: LG-E510g; Type: Bar**

Communication System: WCDMA 1900; Frequency: 1880 MHz; Duty Cycle: 1:1  
 Medium parameters used:  $f = 1880 \text{ MHz}$ ;  $\sigma = 1.49 \text{ mho/m}$ ;  $\epsilon_r = 52.3$ ;  $\rho = 1000 \text{ kg/m}^3$   
 Phantom section: Flat Section

**DASY4 Configuration:**

Probe: EX3DV4 - SN3643; ConvF(7.19, 7.19, 7.19); Calibrated: 2011-01-24; Electronics: DAE3 Sn519  
 Phantom: SAM 1800/1900 MHz; Type: SAM; Serial: TP-1224  
 Measurement SW: DASY4, V4.7 Build 80; Postprocessing SW: SEMCAD, V1.8 Build 186

Test Date: 2011-08-29; Ambient Temp: 22.4; Tissue Temp: 22.8

**1cm space from Body, Left, WCDMA1900 Ch. 9400, Ant Internal**

**Area Scan (61x121x1):** Measurement grid:  $dx=15\text{mm}$ ,  $dy=15\text{mm}$

**Zoom Scan (5x5x7)/Cube 0:** Measurement grid:  $dx=8\text{mm}$ ,  $dy=8\text{mm}$ ,  $dz=5\text{mm}$

Power Drift = 0.092 dB

Peak SAR (extrapolated) = 1.12 W/kg

SAR(1 g) = 0.677 W/kg; SAR(10 g) = 0.388 W/kg

